



# LC AND LC/MS

Your Essential Resource for Columns & Supplies



The Measure of Confidence



Agilent Technologies

# LC AND LC/MS

## Maximize system performance and produce quality results time after time

Agilent HPLC columns and supplies are designed, tested, and manufactured with the same attention to detail you expect from Agilent instruments. That means your LC or LC/MS system will deliver superior qualitative and quantitative results, consistent reproducibility and reliability, and ultra high-sensitivity detection.

### LC and LC/MS supplies

- LC capillaries ensure tight, leak-free connections to protect the integrity of your LC flow path from raw sample to analytical results
- LC pumps include isocratic, binary, quaternary, capillary and preparative; All key components can be accessed by simply removing the front cover
- From small- and large-volume injection, to multi-phase sampling, Agilent autosamplers help you process samples more quickly and generate better data
- Fraction collectors allow you to collect only the peaks you want, and are ideal for applications such as prep HPLC and protein/peptide purification



### The ZORBAX LC column family

From research... to leading-edge method development... to routine quality assurance... Agilent ZORBAX and Poroshell HPLC columns are optimized for high throughput analysis, and feature the sensitivity, accuracy, and reliability that demanding applications require. Other advantages include:

- A wide selection of chemistries, including Eclipse Plus, Eclipse XDB, StableBond, Extend, Bonus-RP, HILIC and more
- Superior flexibility and scalability with a wide range of particle sizes (1.8, 3.5, 5, and 7  $\mu\text{m}$ ) and column dimensions
- Individual column performance reports that document column-to-column and lot-to-lot reproducibility
- Superior particle strength, even with demanding high-pressure applications



## Table of Contents

<b>Agilent Solutions, Services and Support</b> .....	<b>2</b>	<b>Columns for Small Molecule Separations</b> .....	<b>204</b>
<b>Featured Products</b> .....	<b>6</b>	HPLC Column Selection .....	<b>206</b>
<b>Agilent Parts and Supplies</b>		Fast Columns for Reversed-Phase HPLC/UHPLC .....	<b>227</b>
General LC Supplies .....	<b>11</b>	Columns for Reversed-Phase Analytical HPLC .....	<b>247</b>
LC Capillaries .....	<b>16</b>	Columns for Preparative HPLC .....	<b>311</b>
Fittings and Unions .....	<b>22</b>	Columns for Other HPLC Techniques .....	<b>323</b>
Pump Supplies .....	<b>47</b>	Agilent Specialty Particles .....	<b>347</b>
Autosampler Supplies .....	<b>61</b>	Appendices .....	<b>343</b>
Fraction Collector Supplies .....	<b>68</b>	<b>Columns for Biomolecules</b> .....	<b>350</b>
Valve Supplies .....	<b>72</b>	Biocolumn Selection Guidelines .....	<b>354</b>
Thermostatted Column Compartment Supplies .....	<b>82</b>	Biomolecule Separations .....	<b>353</b>
Detector Supplies .....	<b>89</b>	UHPLC/HPLC Techniques .....	<b>364</b>
Bio-inert Quaternary LC Supplies .....	<b>101</b>	Method Development .....	<b>444</b>
LC/MS Supplies .....	<b>103</b>	Capillary and Nano Columns .....	<b>452</b>
<b>Agilent CrossLab LC Parts and Supplies</b> .....	<b>112</b>	MicroBore Columns .....	<b>461</b>
Product Introductions .....	<b>112</b>	Purification – Prep HPLC .....	<b>464</b>
Supplies for Waters HPLC Systems .....	<b>137</b>	Appendices .....	<b>477</b>
Supplies for Shimadzu HPLC Systems .....	<b>150</b>	<b>Columns and Standards for GPC/SEC</b> .....	<b>488</b>
Supplies for Dionex HPLC Systems .....	<b>157</b>	GPC/SEC Columns .....	<b>490</b>
Supplies for CTC Analytics HPLC Autosamplers .....	<b>169</b>	Polymer Standards .....	<b>530</b>
<b>CE and CE/MS</b> .....	<b>170</b>	<b>Applications</b> .....	<b>552</b>
Solution Kits .....	<b>170</b>	BioPharmaceutical .....	<b>552</b>
Capillaries .....	<b>178</b>	Chemical/Industrial .....	<b>580</b>
Instrument Parts and Supplies .....	<b>191</b>	Environmental .....	<b>583</b>
Troubleshooting .....	<b>201</b>	Food and Consumer Products .....	<b>594</b>
		Pharmaceutical .....	<b>611</b>
		<b>Indices</b> .....	<b>644</b>
		<b>Ordering Information</b> .....	<b>667</b>

## PUT MORE THAN 40 YEARS OF RELENTLESS INNOVATION BEHIND YOUR EVERY RESULT

By continually raising the standards for technologies that support your routine analyses, Agilent's R&D efforts have led to breakthroughs such as:

- **New GC columns** that help you achieve higher levels of inertness and column-to-column reproducibility
- **LC column choices** that deliver the sensitivity and reliability you need for demanding applications
- **Cutting-edge sample preparation products** that promote reliable extraction and concentration
- **Fresh atomic and molecular spectroscopy ideas** for identifying and confirming targets and unknowns

Longtime Agilent customers have experienced our commitment firsthand. And now, we look forward to demonstrating how Agilent's approach to relentless innovation can work to your advantage, too.

## CHEMICAL ANALYSIS SOLUTIONS



### Food

From high-volume screening of vegetables for large numbers of pesticides to rapid identification of pathogens, Agilent understands the analytical needs of food producers, shippers, and regulators. When a new toxin appears, we deploy substantial resources to quickly help customers develop robust and reliable methods. Agilent's leading separations, mass spectrometry, and spectroscopy solutions are emerging as valuable food testing techniques.



### Environmental

Agilent offers more than 40 years of environmental testing and regulatory expertise. We help government and private labs with the full range of assays, from routine testing of soils for heavy metals to detection of pharmaceuticals in groundwater, in concentrations down to parts per trillion.



### Energy and Fuels

Agilent collaborates closely with process industry customers to offer analytical systems that meet their needs for separation, detection, throughput, and support. We'll even preconfigure custom or standard analyzers so they arrive at the lab ready-to-go. Agilent's expertise in both chemical analysis and life science is a powerful combination for researching and producing biofuels, including a wide range of analytical techniques for fatty acid methyl esters (FAMES). Our newly-expanded portfolio also offers powerful tools for developing and producing photovoltaic films and solar panels.



### Forensics

Because the careers of world class athletes and many other individuals hinge on drug testing, it's critical that those doing the testing have the highest level of confidence in the results. Forensics analysts worldwide have grown to depend on Agilent tools for accuracy, reliability, and speed in this high stakes, high-throughput field. Our best selling GC, GC/MS and popular LC and LC/MS are workhorses in forensics labs.



### Traditional Lab Informatics

The ways labs generate and store data profoundly affect their efficiency. Agilent offers a rich, integrated suite of software products built on a set of customer-driven architectural values with the Agilent OpenLAB Laboratory Software Suite. OpenLAB delivers superior performance, open systems integration and investment protection. Our commitment is to deliver more value across each step in the life cycle of scientific data – from data collection and analysis to interpretation and management.



### Materials Science

Agilent offers a newly expanded portfolio of instruments used for the research, manufacturing and testing of advanced materials, from precision optics to pulp, paper and polymers. Tools for chromatography, atomic absorption spectroscopy, molecular spectroscopy, X-ray crystallography, and nuclear magnetic resonance all support continuous progress in materials science.




## Biopharmaceutical

As “multi-omics” studies gain momentum in the search for new therapeutics, Agilent is uniquely positioned to provide the instruments, reagents, and powerful software needed for performing experiments in multiple disciplines and combining the massive amounts of data into biological insight.



## Pharmaceutical

Drug manufacturing requires the accuracy, sensitivity and high throughput of other analytical applications, along with the demands of regulatory record-keeping and validation requirements. Agilent provides a potent combination of rugged, high-throughput tools and unmatched compliance services. Agilent now offers the market-leading family of dissolution apparatus and sampling systems that pair perfectly with our HPLC and UV systems.




## Proteomics

Research into how large sets of proteins affect the health of an organism requires special sets of analytical tools. Agilent has built a formidable arsenal of liquid chromatograph/mass spectrometers, bioinformatics systems, multiple affinity protein removal columns, and OFFGEL electrophoresis for protein identification and protein biomarker discovery. Accurate-Mass mass spectrometry and the microfluidic HPLC-Chip/MS are two Agilent innovations speeding the work of proteomics researchers around the globe.




## Metabolomics

Collections of small molecules are increasingly being seen as rich sources of biomarkers, but studying metabolites presents many challenges. The need for speed, accuracy, and powerful interpretation capabilities in looking at chemical profile snapshots is underscored because molecules are constantly entering, leaving or changing within the metabolome. Agilent’s GC, LC, NMR and MS portfolios, along with our excellent bioinformatics offerings, user-customizable METLIN metabolite database for LC/MS, and the industry’s first commercial GC/MS retention time locked metabolite library align well with needs of metabolomics researchers.



## Genomics

Agilent is a global leader in microarrays, scanners, and reagents used in a wide variety of genomic-based disease research experiments. Our SureSelect Target Enrichment System dominates the category, streamlining next generation sequencing studies worldwide. Agilent offers a wide range of catalog microarrays and a highly-developed capability to produce custom arrays featuring ink jet-based SurePrint fabrication and the eArray on-line design tool. All Agilent microarrays feature highly sensitive, selective 60-mer probes. With as many as eight arrays printed on a standard 1 x 3 in slide, the cost per experiment becomes very affordable.



## Life Science Informatics

Mirroring its extensive instrument portfolio, Agilent offers the industry’s most extensive suite of bioinformatics software, helping users derive knowledge from complex genomic, proteomic, metabolomic and other biological data. This includes DNA Analytics for analyzing CGH, ChIP and methylation microarray data. The GeneSpring suite includes informatics software for microarray-based gene expression data, genotyping data, and GeneSpring MS, which are useful for analyzing mass spec data from proteomics and metabolomics experiments and comparing complex datasets to explore biological questions from multiple perspectives.



## Lab Automation

To meet the skyrocketing demand for more throughput and automation, Agilent has substantially expanded its lab automation offerings. The Agilent line of liquid handlers and microplate processors are designed to streamline high-volume life science workflows. Agilent is also continually upgrading its advanced autosamplers for LC, GC, LC/MS and GC/MS, adding functionality and speed to reflect the performance of its advanced instruments.



## Vacuum Technology

Agilent works with customers to solve vacuum challenges from experiments in high-energy physics to developing systems for producing flat panel displays. Agilent manufactures vacuum systems used in its own mass spectrometry instruments as well as those of other manufacturers. Agilent’s vacuum technology has been proven by the most powerful physics experiment ever built, CERN’s Large Hadron Collider machine, which was used in the discovery of the Higgs boson particle.



### Get the Agilent Service Guarantee

Should your instrument require service while covered by an Agilent service agreement, we guarantee repair or we will replace your instrument for free.

No other company offers this level of commitment to keep your lab up and running at peak efficiency.



Laboratory decision makers and users ranked Agilent as their first choice for general laboratory compliance services.

## Agilent Service and Support for Instrument Systems

### Focus on what you do best

For over 40 years, Agilent has been building and maintaining the instruments you count on to stay competitive and successful. Trust us to protect your investment with a broad portfolio of services, backed by a global network of experienced service professionals dedicated to the productivity of your lab.

### Agilent Advantage Service Plans

#### The best service available for your Agilent instruments

Agilent offers a flexible range of service plans so that you can choose the level of coverage that is best for your lab.

- **Agilent Advantage Gold** – Priority-one coverage for ultimate uptime and productivity
- **Agilent Advantage Silver** – Comprehensive coverage for dependable laboratory operations
- **Agilent Advantage Bronze** – Total repair coverage at a fixed annual price
- **Agilent Repair Service** – Basic coverage for reliable instrument repair

Agilent Advantage service plans include Agilent Remote Advisor for real-time remote monitoring and diagnostics. Through secure internet connections, you can interact with Agilent service professionals, receive detailed asset reports, and configure text or email alerts to notify you before problems occur – helping you to maximize instrument uptime and optimize laboratory workflows.

### Agilent Compliance Services

#### Equipment qualification that meets the most stringent requirements

Enterprise Edition Compliance was developed to streamline compliance across your entire lab. Used globally in regulated labs, including standards organizations and regulatory agencies, Enterprise Edition enables you to:

- Improve qualification efficiency by automating protocols across platforms to ensure greater efficiency and minimize regulatory risk
- Standardize your entire compliance operation with robust test designs that work with all your instruments
- Add, remove or reconfigure tests based upon your unique user requirements
- Significantly reduce staff review time with consistently formatted, computer generated, tamper-proof reports

## Agilent Education and Consulting Services

### Our best minds, working for you

Make the most of your instrument with training and consulting from the same experts who designed the instruments, software and processes you use every day.

- Classroom and on-site training in instrument operation, troubleshooting and maintenance
- Customized consulting services to meet your lab's unique needs

## The Agilent Value Promise – 10 Years of Guaranteed Value

In addition to continually evolving products, we offer something else unique to the industry – our 10-year value guarantee. The Agilent Value Promise guarantees you at least 10 years of instrument use from your date of purchase, or we will credit you with the residual value of the system toward an upgraded model. Not only does Agilent ensure a reliable purchase now, but we also ensure that your investment is just as valuable in the future.

For more detailed information, please go to [www.agilent.com/chem/services](http://www.agilent.com/chem/services) or contact your local Agilent Services and Support representative.

## Technical Support at work for you

Have a hardware, software, application, instrument repair or troubleshooting question? Agilent's technical experts are available to answer your questions. With years of laboratory experience, our technical support specialists can provide in-depth knowledge and experience.

For questions pertaining to supplies found in this catalog, contact your local Agilent office or Authorized Agilent Distributor or visit [www.agilent.com/chem/techsupport](http://www.agilent.com/chem/techsupport)



## Need more information?

Visit [www.agilent.com/chem/contactus](http://www.agilent.com/chem/contactus) to:

- Locate your nearest Agilent office or distributor for expert technical support.
- Get fast sales and product assistance by phone. Simply use the scroll-down menu to select your country.
- Receive email assistance using our convenient online forms.

## A Portfolio of Analytical LC Solutions to Match Any Application or Budget

Agilent offers a comprehensive portfolio of solutions for analytical LC that give you uncompromised chromatographic performance while remaining within the confines of your budget. Whatever your application requires – now or in the future – common technology across the portfolio helps you increase laboratory productivity and decrease operational costs. And because it's from Agilent, you get everything you expect from a chromatography leader with over 40 years of innovative contributions to LC and LC/MS technology.

### Agilent 1290 Infinity LC – Infinitely more powerful

With binary and quaternary pump options, The Agilent 1290 Infinity LC is not only the most powerful but also the most adaptive UHPLC system available. No matter what your laboratory requires, the 1290 Infinity LC can handle the widest range of applications. And, with Agilent's Intelligent System Emulation Technology (ISET) built in, you can execute any legacy HPLC or latest UHPLC method for faster method development or instrument-to-instrument method transfer.



### Agilent 1260 Infinity LC – Infinitely more confident

The Agilent 1260 Infinity LC raises the standard in HPLC – without raising the price. It offers new levels of productivity, data quality and robustness to give you highest confidence in your investment. With 600 bar standard pump pressure, 80 Hz standard detector speed and up to 10 times higher UV detection sensitivity, the 1260 Infinity LC prepares you for today's and tomorrow's challenges.

### Agilent 1220 Infinity LC – Infinitely more affordable

The Agilent 1220 Infinity LC is a high quality, integrated system for routine HPLC and advanced UHPLC analysis, for maximum return on investment. Take advantage of the 600 bar power range up to 5 mL/min and 80 Hz detector speed and prepare your lab to take advantage of latest advances in LC column technology.





## Low-flow LC Solutions with Unmatched Performance and Stability

Low-flow LC separation with high sensitivity detection and low sample consumption is a well-established and proven technology. The low-flow technique is used frequently for applications where limited amounts of sample are available, for analysis of trace level components in complex mixtures, or when an optimized LC/MS combination is required. The Agilent 1260 Infinity Low-flow LC systems offer unsurpassed low-flow performance and stability.

### Agilent 1260 Infinity Capillary LC System

Using a unique technology, the Agilent 1260 Infinity Capillary LC System is optimized for capillary LC. A wide range of flow rates expands laboratory flexibility, offering unparalleled sensitivity and reproducibility. The system is ideally suited for both UV and MS applications.



### Agilent 1260 Infinity Nanoflow LC System for MS

Nanoflow LC is widely used for high resolution separations and high sensitivity MS detection. The Agilent 1260 Infinity Nanoflow LC System incorporates Agilent's unique Electronic Flow Control (EFC) with active feedback and real time flow adjustment for constant flow delivery to the column independent of system backpressure. After its first introduction with Agilent capillary and nanoflow pumps, EFC with real time flow control is the gold standard for reliable and robust nanoflow performance.

### Agilent 1260 Infinity HPLC-Chip/MS System

The Agilent 1260 Infinity HPLC-Chip/MS System is a microfluidic chip-based technology for nanospray LC/MS. Combined with the high performance Agilent 6000 MS systems, the HPLC-Chip II for LC/MS offers even more overall robustness, reliability and ease-of-use. Applications include proteomics and small molecule analysis. A custom chip program delivers customized success.



## Agilent 6000 Series LC/MS Solutions

A comprehensive portfolio of LC/MS instrumentation with exceptional MS performance, spectral quality, and productive data analysis tools to address a full range of qualitative and quantitative applications and match your budget.



### Agilent 6100 Series Single Quadrupole LC/MS Systems

Unprecedented performance and reliability, day-after-day

The Agilent 6100 Series Single Quadrupole systems deliver superior MS data quality in an easy-to-use, space-saving package. With configurations to fit all budgets, the industry's most popular single-quad LC/MS complements your existing LC detectors and integrates seamlessly with Agilent's ChemStation LC control. The 6100 Series Single Quadrupole LC/MS provides complementary information to ultraviolet diode array detection (UV-DAD).

Agilent 6120 – Budget friendly and very easy to use – with Agilent's 1220 Infinity LC, a perfect workhorse addition for labs just getting into LC/MS.

Agilent 6130 – Flexible, high performance solution ideal for any quantitation application with 3,000 amu mass range and 1 pg sensitivity – now compatible with Agilent Jet Stream Technology.

Agilent 6150 – Unsurpassed data quality for UHPLC and high-throughput screening and qualitative applications, with faster scan speed (10K amu/s) and the power of Agilent Jet Stream Technology.

### Agilent 6200 Series Accurate-Mass TOF LC/MS Systems

Unmatched confidence of Ultra High Definition  
Time-of-Flight (TOF) technology

The Agilent 6200 Series TOF systems deliver unmatched speed, mass accuracy and resolution performance in a compact benchtop design. Superior data quality offers certainty for screening, identification and quantitative studies.

Agilent 6224 – Affordable and easy-to-use instrument with <2 mg/L mass accuracy and 20,000 resolution for routine analysis of a wide variety of molecules such as pesticides, pharmaceuticals, peptides and intact proteins.

Agilent 6230 with Agilent Jet Stream Technology – Offers 5-10x more sensitivity for confident screening of compounds at low concentration.



## Agilent 6400 Series Triple Quadrupole LC/MS Systems

Clearly better sensitivity gives better results

The Agilent 6400 Series Triple Quadrupole systems offer unmatched sensitivity and reliability for trace analysis in food safety, environmental samples, biomarker validation, and ADME/DMPK studies for drug candidates. Powered by Agilent MassHunter software, with Optimizer to automatically fine tune parameters for ion transitions, the 6400 Series Triple Quadrupole systems offer simplified method development to achieve outstanding results.

Agilent 6420 – Economical, easy to use, with Agilent 1260 Infinity LC, a perfect workhorse instrument for labs with basic needs for quantitative capabilities.

Agilent 6430 – Offers added sensitivity to achieve outstanding performance for most assays.

Agilent 6460 with Agilent Jet Stream Technology – Provides dramatically improved sensitivity for your most demanding quantitative applications.

Agilent 6490 – Incorporates the revolutionary iFunnel technology to give ultimate sensitivity for the most challenging quantitative analyses in pharmaceutical, clinical, food safety, and environmental applications.



## Agilent 6500 Series Accurate-Mass Q-TOF LC/MS Systems

Ultra high definition MS/MS, uncompromised performance

The Agilent 6500 Series Q-TOF systems deliver an unmatched combination of mass accuracy, mass resolution, sensitivity, dynamic range and speed. With best-in-class MS and MS/MS mass accuracy, they provide the capabilities you need to profile, identify, characterize, and even quantify samples as diverse as drug impurities, endogenous metabolites, and protein biomarkers.

Agilent 6520 – Easy-to-use instrument for routine analysis of a wide range of compounds day in and day out.

Agilent 6530 with Agilent Jet Stream Technology – Provides 5-10x more sensitivity for screening of low level compounds.

Agilent 6538 – Provides enhanced resolution in a bench top instrument for confident characterization of complex samples.

Agilent 6540 with Agilent Jet Stream Technology – Combines the highest levels of sensitivity with enhanced resolution to address the most challenging applications.





## Agilent ZORBAX 300 StableBond Columns

ZORBAX 300 StableBond columns are an ideal choice for the reproducible separations of proteins and peptides. 300 StableBond columns are unmatched in their durability at low pH, such as with the TFA containing mobile phases typically used for protein and peptide separations. For LC/MS separations at low pH, 300 StableBond columns can also be used with formic acid and acetic acid mobile phase modifiers.

**Turn to page 367.**



## Agilent Poroshell Columns

As new biopharmaceutical research and manufacturing practices focus more and more on peptides and proteins, and as time to market becomes increasingly critical, the rapid HPLC separation of biomolecules becomes increasingly valuable. The speed and resolution benefit shown here by Agilent Poroshell columns improve chances that the desired separation will be achieved while facilitating separation analysis times.

**For Poroshell 120, turn to page 228.**

**For Poroshell 300, turn to page 380-381.**

## Agilent LC Capillaries

Agilent LC capillary starter kits contain the most often used capillaries and fittings. Our genuine flexible stainless steel capillaries make the best connection in your LC system, no matter the brand. The kits are for use with 3-4 or 1-2 mm id columns, as well as for Micro LC columns. The free Cybertool, which contains over 30 tools, is useful in every laboratory.

**Turn to page 16.**



## Agilent ZORBAX RRHD HILIC Plus

HILIC can have distinct advantages over traditional RPLC in terms of LC/MS sensitivity, due to the use of highly organic mobile phases. These mobile phases have higher volatility than traditional RPLC mobile phases, making HILIC well suited for applications with mass spectrometers. Agilent ZORBAX RRHD HILIC Plus is the column to choose.

**Turn to page 324.**



# General LC Supplies

Agilent offers a wide range of supplies for operation and maintenance of LC systems. These products have been carefully designed or selected by Agilent to work with your Agilent instruments for maximum performance and uptime.

## LC Tools

Your Agilent LC system arrives with a full complement of tools needed to perform general maintenance and operation procedures. Should you need additional or replacement tools, Agilent offers a selection of high-precision, high-quality, stainless steel tools, to avoid any deformation of the screws or nuts.

### LC Tools

Description	Part No.
Tool kit hex keys, Rheotool Includes 3 hex keys, 4 mm, 1.5 mm, and 9/64 in, with straight or T-handle plus Rheotool	5064-8211
Torque wrench adapter Used with nanoliter flow cell for Diode Array Detector to mount capillaries of cell (P/N G1315-68714)	G1315-45003
Insert tool (seal wash option)	01018-23702
Mounting tool for flangeless nut	0100-1710
Mounting clamp	5021-1866
Velocity regulator	5062-2486
USB memory stick	G4208-68700
Compact flash card	01100-68700
HPLC system tool kit	G4203-68708
Compact tool kit	G4296-68715
Torque wrench, 2-25 Nm	G4220-20012
Bit kit for torque wrench	5023-0282
PEEK Luer lok needle assembly	5190-0924
Plastic tubing cutter	8710-1930
Blades for plastic cutter, 5/pk	8710-1931
Tubing clip	5042-9967
Tubing clip	5042-9954
Open end wrench, 14 mm	8710-1924



Hex keys, Rheotool 5064-8211



Mounting tool, 0100-1710



HPLC system tool kit, G4203-68708



Compact tool kit, G4296-68715



Torque wrench, 2-25 Nm, G4220-20012



Plastic tubing cutter, 8710-1930



Tubing clip, 5042-9967

# HPLC In-Line Filters

Column inlet frit contamination can increase column backpressure and reduce efficiency. Microbore column blockages are a particular problem, due to the small diameter of the inlet frit. To prevent blockages, always use the appropriate filters in your LC system. Agilent offers two types of high pressure in-line filter kits for use with any HPLC system.

## HPLC In-Line Filters

Description	Frit Porosity (µm)	Frit Inlet ID (mm)	Comments	Part No.	Replacement Frits
RRLC in-line filter 4.6 mm, 0.2 µm pore size filter, connecting capillary, max 600 bar	0.2	4.6	max 600 bar	5067-1553	5067-1562, 10/pk
RRLC in-line filter 2.1 mm, 0.2 µm pore size filter, connecting capillary, max 600 bar	0.2	2.1	max 600 bar	5067-1551	5067-1555, 10/pk
Low dispersion in-line filter Includes two frits, 2.1 mm, 2 µm pore size filter holder with inserts, 60 x 0.12 mm connecting capillary	2 0.5	2.1	< 1 mL/min	01090-68702	280959-904, 10/pk 280959-907, 10/pk
Universal in-line filter Includes two frits, 4.8 mm, 2 µm pore size filter holder with inserts, 130 x 0.25 mm connecting capillary	2	4.8	1-5 mL/min	01090-68703	01090-27609, 2/pk
Semi-prep filter	0.5	12.7	1-5 mL/min	5064-8273	5022-2185
High pressure semi-prep filter	10	19	5-10 mL/min	5022-2165	5022-2166, 10/pk
Prep filter	10		10-100 mL/min	5065-4500	5065-9901 Replacement Glass Cartridge
In-line filter for G1311A	Recommended when high salt concentrations are used			G1311-60006	
1290 Infinity LC in-line filter (0.3 µm)	0.3	2.0	1200 bar	5067-4638	5023-0271, 5/pk



RRLC in-line filter, 5067-1551



Low dispersion in-line filter, 01090-68702



Semi-prep filter, 5064-8273



High pressure semi-prep filter, 5022-2165



1290 Infinity LC in-line filter, 5067-4638

## Solvent Filters/Degassers

An added benefit of filtering solvents is that degassing occurs at the same time. This is particularly beneficial if you do not have an on-line degasser in your system. The benefits of solvent filtration:

- Degasses eluents as particulates are removed
- Prevents the formation of spurious peaks within the detector due to solvent outgassing at the low-pressure end of the chromatograph
- Increases solvent inlet lifetime
- Eliminates pump downtime caused by air locks and particulates in check valves
- Decreases piston wear, while increasing column life

### Solvent Filters/Degassers

Description	Part No.
HPLC solvent filter/degasser assembly	3150-0577
<b>Replacement Parts for 3150-0577</b>	
Glass funnel, 250 mL	5188-2743
PTFE coated sieve	5188-2744
PTFE seal	5188-2745
Funnel base, glass	5188-2746
<b>Filter Membranes</b>	
Regenerated cellulose filter membranes Diameter 47 mm, pore size 0.45 $\mu\text{m}$ , 100/pk	3150-0576
Nylon filter membranes Diameter 47 mm, pore size 0.45 $\mu\text{m}$ , 100/pk	9301-0895
PTFE filter membranes Diameter 47 mm, pore size 0.45 $\mu\text{m}$ , 10/pk	3150-0509



Glass solvent filter degasser, 3150-0577

## Agilent Rack for LC Systems

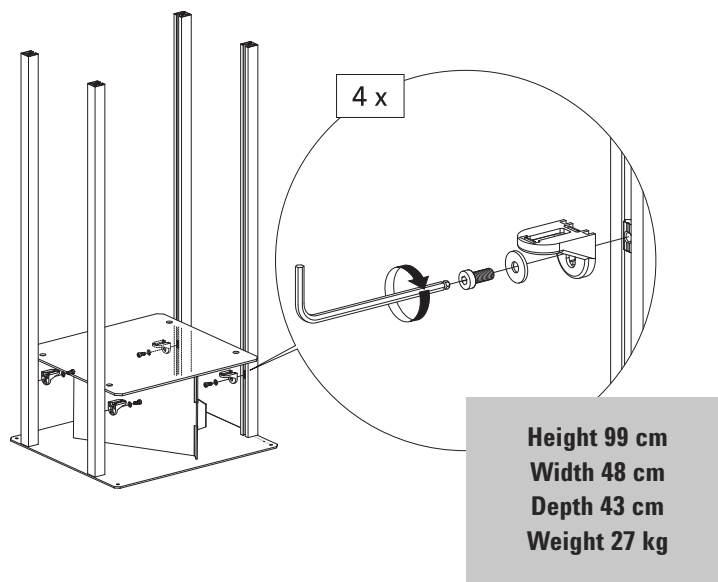
Reclaim critical bench space with the stable, robust rack for LC systems. The sturdy and open design offers complete protection for your sensitive LC system and easy maintenance for fast, safe access to instruments and cables. It is designed for all Agilent LC modules stacks and features:

- Easy assembly saves time and expense (see diagram)
- Adjustable shelves allow full customization for all Agilent LC modules
- Open design ensures proper airflow management and distribution of equipment and cabling



Agilent rack for LC systems, 5001-3726

Description	Part No.
Agilent rack for LC systems	5001-3726



Height 99 cm  
Width 48 cm  
Depth 43 cm  
Weight 27 kg

### TIPS & TOOLS



The Agilent rack can be used to optimize your 1290 Infinity LC for ultra-low dispersion, which can enhance performance of high-efficiency columns. Further information can be found in application note 5990-9502EN at [www.agilent.com/chem/library](http://www.agilent.com/chem/library)



## LC Standards

### LC Standards

Description	Part No.
Caffeine standards kit for LC OQ/PV Includes one 10 mL ampoule: 125.0 µg/mL; four 5 mL ampoules: 5.0, 25.0, 250.0 and 500.0 µg/mL caffeine in water	8500-6762
Caffeine standards kit for capillary OQ/PV Includes 5 ampoules, 5 mL: 2.0, 4.0, 20.0, 100.0, 200.0 µg/mL caffeine in water	5065-4420
Caffeine OQ/PV sample for dissolution test, 150 mg/L caffeine in water, 500 mL	5042-6476
Caffeine standard, 250 µg/mL	G4218-85000
Enterprise Edition caffeine standard kit	5190-0488
Fluorescence detector calibration sample, 1 g glycogen	5063-6597
RI detector OQ/PV test sample Includes 5 ampoules, 5 mL: 5, 10, 15, 25, and 50 mg/mL glycerin in water	5064-8220
Isocratic and gradient standards Contains 0.15% diethylphthalate, 0.01% biphenyl, and 0.03% terphenyl in MeOH (w/w). Gradient standard includes 0.32% dioctyl phthalate as well. Two 0.5 mL ampoules of each.	01080-68702
Isocratic standard, 0.5 mL ampoule	01080-68704
RRLC Check out sample, 1 mL ampoule	5188-6529
Chip cube high mass reference (HP-1221), 0.5 mL	G1982-85001
Chip cube high mass solvent (FC-70), 25 mL Fluorinert	G1982-85002
Chip cube low mass reference sample, 1 g Methyl stearate	G1982-85003
ESI+APCI LC demo sample Contains 5 x 1 mL ampoules with 33 ng/µL crystal violet, 77 ng/µL carbazole, 300 ng/µL 9-phenanthrol, 1 ng/µL 1-hexanesulfonic acid sodium salt in water/methanol 60:40	G1978-85000
ES-TOF biopolymer reference standard kit Contains 7 x 2 mL ampoules with 5 mM purine, 1 M ammonium formate, 0.5 mM HP-0285, 0.1 mM HP-0321, 0.2 mM HP-1221, 0.2 mM HP-1821, 0.5 mM HP-2421	G1969-85003
HSA peptide standard mix kit 2 vials with 6 lyophilized peptides	G2455-85001



Caffeine OQ/PV sample for dissolution test, 5042-6476



Agilent's unique laser welding process ensures that the capillary ends are absolutely flat, eliminating any chance of capillary-induced dead volume.

## LC Capillaries

Your LC system's components are only as reliable as the connections between them

Think of your LC system as a chain from analyte... to pump... to column... to detector... to waste. Every link must operate at maximum efficiency, or the whole chain risks failure – compromising your results.

### Agilent LC capillaries: Your link to analytical success

At Agilent, we invest heavily in the quality of our capillary connections. All are engineered and manufactured to the same quality standards as our columns and instruments, so you can protect the integrity of your results at every step of your LC flow path.

Using our flexible stainless steel and polymer capillaries and fittings can provide:

- Tight, leak-free connections
- Zero dead volume connections
- An inert surface (when using polymer or PEEK/stainless steel bio-inert capillaries)
- High flexibility without sacrificing durability
- Easy cutting to the exact length you need (PEEK tubing)
- Predefined lengths for specific flow path locations (capillaries)

In addition, all Agilent capillaries are precision cut with square ends, are burr-free, have no inner-diameter distortion, and come in a variety of materials to suit your needs.



### Engineering of Agilent Capillaries

The same professional engineers in our LC manufacturing facility in Germany who design our industry-leading LC instruments, also play a critical role in developing capillaries and fittings for your instrument. Their attention to detail helps you to get the best performance possible for your applications.

Our LC manufacturing tools – like high-end, special laser-cutting machines – result in completely tight, smooth and perfect-cut capillaries. Our broad selection of capillaries is made only from the highest-quality materials and will meet any of your application needs.

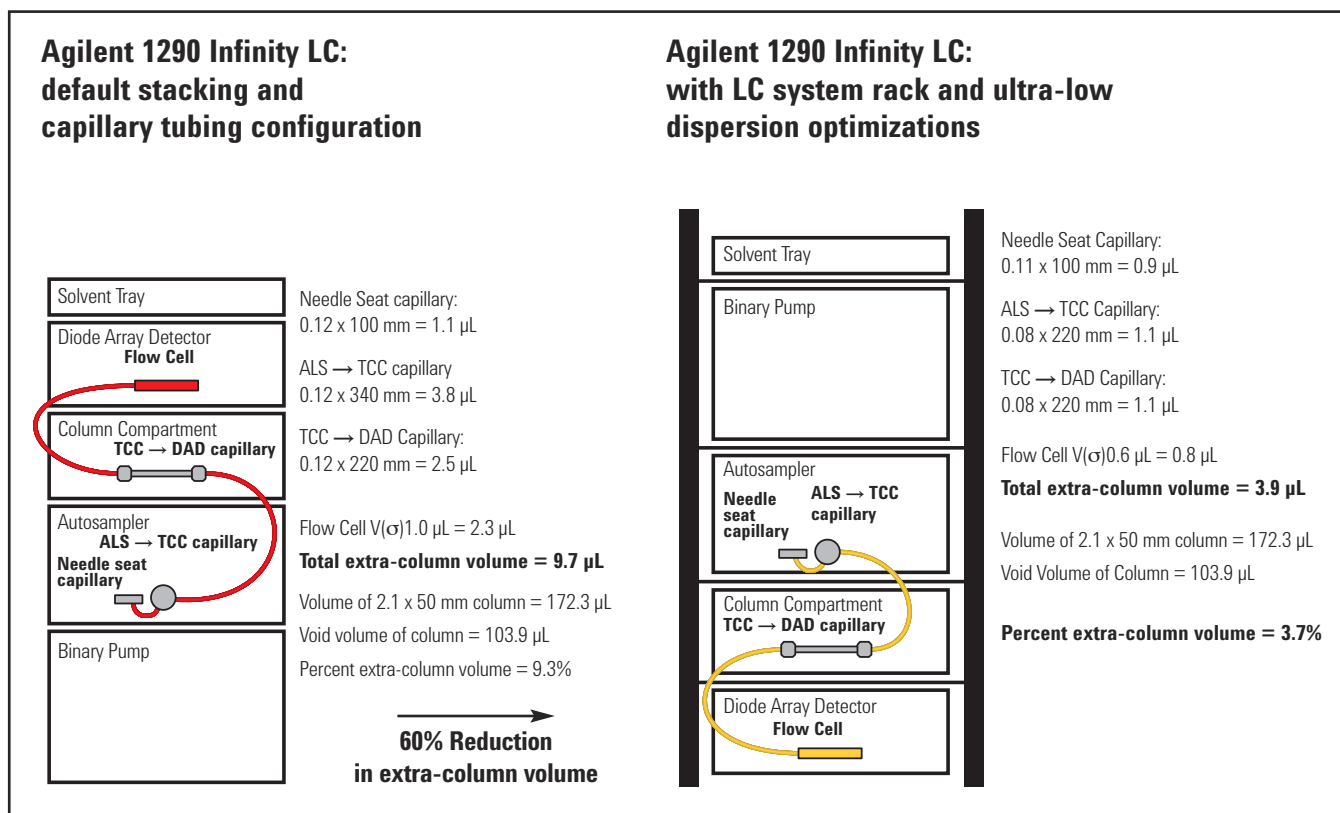
Avoid chromatographic issues – like peak broadening and system leaks – by choosing Agilent’s selection of premium capillaries. Agilent is committed to Fast LC and high-productivity performance, together with accurate quantitation.



### Advantages for Bio Capillaries

- Laser-welded capillary tip for precise capillary cut
- Metal-free connection for all HPLC applications
- PEEK and stainless steel design allows you to exceed typical pressure limit reached with conventional polymer

### Recommended HPLC Stack Configuration



## Syntax for capillary description

The tables below will be your guide to identifying the proper specifications for your capillary. On all capillaries, dimensions are noted in id (mm), length (mm) and where applicable, volume (µL). When you receive your capillary, these abbreviations are printed on the packaging.

Using the guide: This fitting is coded as "SPF", for Swagelok, PEEK, Finger-tight.

### Type

Key	Description
Capillary	Connection capillaries
Loop	Loop capillaries
Seat	Autosampler needle seats
Tube	Tubing
Heat exchanger	Heat exchanger

### Material

Key	Description
SS	Stainless steel
Ti	Titanium
PK	PEEK
FS/PK	PEEK-coated fused silica*
PK/SS	Stainless steel-coated PEEK**
PTFE	PTFE
FS	Fused silica

\*Fused silica in contact with solvent

\*\*PEEK in contact with solvent

### Fitting Left/Fitting Right

Key	Description
W	Swagelok + 0.8 mm Port id
S	Swagelok + 1.6 mm Port id
M	Metric M4 + 0.8 mm Port id
E	Metric M3 + 1.6 mm Port id
U	Swagelok union
L	Long
X	Extra long
H	Long head
G	Small head SW 4 mm
N	Small head SW 5 mm
F	Finger-tight
V	1200 bar
B	Bio
P	PEEK

The **type** gives some indication on the primary function, like a loop or a connection capillary.

The **material** indicates which raw material is used.

The **fitting** left/right indicate which fitting is used on both ends of the capillary.

## At-a-glance color-coding keys

The color of your capillary will help you quickly identify the capillary id – see the chart to the right for reference.

### Color-coding key for Agilent capillary tubing

Internal Diameter in mm	Color code
0.015	Orange
0.025	Yellow
0.05	Beige
0.075	Black
0.1	Purple
0.12	Red
0.17	Green
0.20/0.25	Blue
0.3	Grey
0.50	Bone White

Tip: As you move to smaller-volume, high efficiency columns, you'll want to use narrow id tubing, as opposed to the wider id tubing used for conventional HPLC instruments.

Agilent capillary supplies are made from a variety of top-quality materials to suit your lab's every need

### **Stainless Steel:** good resistance to pitting corrosion

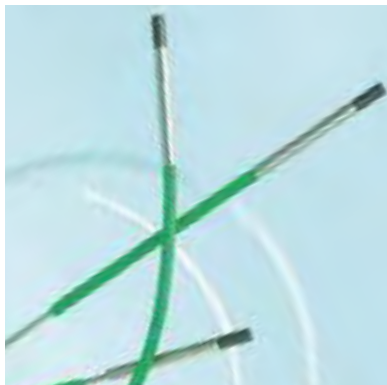
Stainless steel is ideal for most standard applications – except where bio-inertness is required, in which case we recommend PEEK-lined or Bio-inert titanium capillaries. Agilent's 0.6 mm od flexible grade 316L stainless steel capillaries (chrome/nickel/molybdenum bearing grade) are also much easier to handle than conventional, rigid 1.6 mm od capillaries.



### **Titanium:** high inertness for biological applications

Analyzing metal-sensitive proteins and biotherapeutics presents challenging solvent conditions for LC instruments. In addition, bio-molecules tend to bind non-specifically to surfaces. For these reasons, bio-inert titanium is the best choice for these applications. Titanium is biocompatible, making Bio-inert Titan capillaries perfect for applications where bio-inertness is paramount.





## **Stainless Steel-coated PEEK:** high-pressure bio-inertness and robustness

In bio-chromatography, capillaries and connectors should be inert to ensure the lowest interaction with protein samples. They must also be highly robust to withstand harsh cleaning procedures.

Unfortunately, metal-free PEEK capillaries can only withstand pressures of up to 200 bar in a thermostatically controlled cabinet with acetonitrile; even then, flexibility is compromised. To meet the growing need for bio-inertness, robustness, and higher operating pressures, Agilent has engineered a bio-inert PEEK liner clad with high-strength stainless steel to withstand pressures of at least 600 bar. This same technology is used in Agilent capillary fittings – giving you a strong, metal-free, capillary/ connector flow path for bio-inert applications.



## **PEEK-coated fused silica:** rugged and pliable

Since their introduction in the early 1980s, fused silica capillaries have become the industry standard for many GC and LC applications – as well as capillary electrophoresis. Agilent fused-silica capillaries are made from high-purity silicon dioxide, and coated with PEEK for strength, durability, and pliability.



## **PEEK:** durable and abrasion-resistant

Agilent PEEK capillaries are best for standard and bio-inert applications. PEEK (polyetheretherketone) is a thermoplastic polymer that resists mechanical and solvent damage, even at high temperatures. Because it is less vulnerable to corrosion than stainless steel, PEEK can be used in place of stainless steel when the capillary's external diameter is 1/16 in or less. It also resists abrasion, making it an excellent coating for fused silica capillaries. **Tip:** Use our color-coded PEEK fittings to track inlets and outlets of valves, columns, and detectors.

To learn more about Agilent LC capillary supplies, or to order now, visit [www.agilent.com/chem/LCcapillaries](http://www.agilent.com/chem/LCcapillaries)

## Agilent capillaries for routine applications

Category	Applications	Internal diameter (mm)	Pressure limit (bar)	pH range	Comments
Stainless steel	<ul style="list-style-type: none"> <li>All capillary applications, except where bio-inertness is required</li> <li>1/32 in od designed for Agilent 1100 systems</li> <li>1/16 in and 1/8 in od for most applications</li> </ul>	0.075	1200	1-14	<ul style="list-style-type: none"> <li>Flexible for easy routing</li> <li>Ready to use: cleaned and passivated to a high standard</li> <li>Pre-cut capillaries are optimized for the lowest internal volume</li> <li>Use pre-cut lengths to maintain zero-dead-volume performance</li> </ul>
		0.12			
		0.17			
		0.25			
		0.3			
		0.5			
Titanium	<ul style="list-style-type: none"> <li>Where ultimate bio-inertness is essential</li> </ul>	0.17	600	1-14	
		0.61			
Stainless-steel-coated PEEK	<ul style="list-style-type: none"> <li>Universal for standard and bio-inert applications</li> <li>UHPLC bio-inert applications</li> </ul>	0.17	600	1-14	<ul style="list-style-type: none"> <li>Metal-free flow path</li> <li>Robust</li> <li>Flexible</li> <li>Resists corrosion better than stainless steel</li> </ul>
PEEK-coated fused silica	<ul style="list-style-type: none"> <li>Industry standard for most LC applications</li> </ul>	0.025	690	1-10	<ul style="list-style-type: none"> <li>Mechanically strong</li> <li>Consistent, rigid flow path</li> <li>Ideal replacement for stainless steel</li> <li>To avoid permanent tube damage, always use pre-cut lengths</li> </ul>
		0.050			
		0.075			
		0.100			
		0.125			
PEEK	<ul style="list-style-type: none"> <li>Most HPLC applications</li> </ul>	0.13	480*	1-14	<ul style="list-style-type: none"> <li>Smooth internal surface minimizes turbulence for improved resolution</li> <li>Flexible, easily cut to length</li> <li>Use with PEEK or stainless steel fittings</li> <li>Excellent solvent compatibility</li> </ul>
		0.18	200**		
		0.25			
		0.50			

\*At ambient temperature with water

\*\*With acetonitrile at non-ambient temperature



## Fittings for a strong, capillary flow path

Agilent offers more than 20 fitting varieties for Swagelok-type or metric M4/M3-type connections. Depending on your application, different materials must be used:

- Stainless steel or PEEK delivers permanent high-pressure sealing performance for connections such as valves, heaters, and columns
- Stainless steel ensures permanent high-pressure sealing and optimal performance throughout your LC system up to 1200 bar
- Finger-tight fittings (polymeric for 400 bar and polyketone for 600 bar) are a convenient option; They allow easy end fitting adjustment, so you can seat the capillary into the column properly, preventing extra-column voids and leaks
- High-pressure fittings, which can be used with pressures up to 1200 bar, can be removed and replaced
- It's a good idea to use stainless steel nuts and ferrules for instrument connections, and PEEK nuts and ferrules for column and guard column connections, since these are changed most frequently

### Agilent fittings for leak-free connections

Fitting type	Advantages/Tips
Swagelok-type fittings	<ul style="list-style-type: none"> <li>• Suitable for most connections</li> <li>• Available in a variety of combinations:                             <ul style="list-style-type: none"> <li>• One piece or multiple pieces with nut + front and back ferrules</li> <li>• Stainless steel, PEEK, polyketone, or a stainless steel/PEEK combination</li> </ul> </li> </ul>
Metric M4/Metric M3	<ul style="list-style-type: none"> <li>• For micro valve connections</li> </ul>
Stainless steel	<ul style="list-style-type: none"> <li>• At least 1200 bar</li> <li>• Most popular material for permanent, high-pressure sealing</li> <li>• Use our slitted socket wrench (Part No. 8710-2391 or 5023-0240) for optimal tightness</li> </ul>
1200 bar removable fittings for 1290 Infinity LC	<ul style="list-style-type: none"> <li>• 1200 bar</li> <li>• Available in standard, long, and extra-long sizes for compatibility with columns that have different sized nuts</li> <li>• Removable and replaceable</li> <li>• Use our slotted socket wrench (Part No. 8710-2391 or 5023-0240) for optimal tightness</li> </ul>
PEEK	<ul style="list-style-type: none"> <li>• Up to 400 bar (at ambient temperature with water)</li> <li>• Easy, finger-tight column connections</li> <li>• Ideal for frequently changed connections, such as column connections</li> <li>• Pressure is less critical</li> </ul>
Polyketone	<ul style="list-style-type: none"> <li>• &lt;600 bar (600 bar pressure rating)</li> <li>• Easy, finger-tight column connections</li> <li>• Fits stainless steel tubing</li> </ul>



Agilent 1260/1200/1100 Infinity Series LC

From (A)	To (B)	Material	ID (mm)	Length (mm)	Fitting Type From	Fitting Type To	Notes	Part No.
Pump	Autosampler	SS	0.17	900	S	S	Pre-swaged on A	G1329-87300
Pump	Autosampler	SS	0.17	700	S	S	Pre-swaged on A and B	G1312-87304
Pump	Autosampler	SS	0.17	500	S	S	Pre-swaged on A	G1312-67305
Pump	Autosampler	SS	0.17	400	S	S	Pre-swaged on A and B	G1312-87303
Pump	Autosampler	SS	0.17	380	S	S	Pre-swaged on A and B	01090-87306
Manual Injector	Column	SS	0.17	180	S	S	Pre-swaged on A	G1313-87305
Manual Injector	TCC	SS	0.17	500	SH	S		G1328-87600
Heater	Column	SS	0.17	90	S	S		G1316-87300
Column	Detector	SS	0.17	380	S	S	Pre-swaged on A; thermal isolation	G1315-87311
TCC\VWD	MS	SS	0.12	500	S	S	Pre-swaged on A	G1316-87309
Column	VWD	PK	0.17	600			Finger-tight fittings not included (0100-1516, 2/pk)	5062-8522
Pump Purge Valve	Waste	PK	1.3	5000*			No fitting needed	5062-2461
Detector	Waste	PTFE	0.8	5000*			Finger-tight fittings not included (0100-1516, 2/pk)	5062-2462
VWD	Waste	PK	0.25	500			Finger-tight fittings not included (0100-1516, 2/pk)	5062-8535
Autosampler	TCC	SS	0.12	180	S	S	Pre-swaged on A; can also be connected to low dispersion heat exchanger	G1313-87304
Thermostatted Autosampler	TCC	SS	0.12	280	S	S	Pre-swaged on A; can also be connected to low dispersion heat exchanger	01090-87610
TCC	Column	SS	0.12	105	S	S	Pre-swaged on A	01090-87611
Column	DAD	SS	0.12	150	S	S	Pre-swaged on A	G1315-87312
Female adapter for connecting long columns		SS	0.17	150	S			G1315-87303
Purge Valve**	Waste	SS and FS	0.17	150	S	U		G1312-67500

\*Capillary is intended to be cut to the right length for your need.

\*\*Calibration capillary assembly

Material

Key	Description
SS	Stainless steel
PK	PEEK
PTFE	PTFE
FS	Fused silica
S	Swagelok 1.6 mm port id
SH	Swagelok 1.6 mm port id, long head
U	Swagelok union

Agilent 1290 Infinity Series LC

From (A)	To (B)	Material	ID (mm)	Length (mm)	Fitting Type From	Fitting Type To	Notes	Part No.
Pump	Autosampler	SS	0.17	300	S	S	Pre-swaged on A and B	5067-4657
Pump	Thermostatted Autosampler	SS	0.17	450	S	S	Pre-swaged on A and B	5067-4658
Autosampler	TCC	SS	0.12	340	S	S	Pre-swaged on A	5067-4659
Column	DAD	SS	0.12	220	S	S	Pre-swaged on A	5067-4660
1290 System	CTC Autosampler	SS	0.17	600	S	SH	Pre-swaged on A	5067-4670
CTC Autosampler	Column	SS	0.12	600	S	S		5067-4669
Detector	Waste	PTFE	0.8	5000*			Finger-tight fittings not included (0100-1516, 2/pk)	5062-2462

\*Capillary is intended to be cut to the right length for your need.



Stainless steel fittings (S), 5062-2418



Finger-tight PEEK fitting (SPF), 0100-1516



Stainless steel back ferrule, 5180-4114

Images shown are capillary fittings. For complete information on fittings, turn to page 40.

**Agilent 1290 Valve Head**

From (A)	To (B)	Material	ID (mm)	Length (mm)	Fitting Type From	Fitting Type To	Notes	Valve Information	Part No.
Autosampler	Valve with Swagelok port	SS	0.12	340	S	SX	Pre-swaged on A		5067-4684
Autosampler	Valve with Swagelok port	SS	0.12	340	S	SX	Pre-swaged on B	G4231A/B 2 Position/6 Port valve head, 600/1200 bar	5067-4647
Autosampler	Valve with M4 port	SS	0.12	340	SLV	M		G4232A 2 Position/10 Port micro valve head, 600 bar	5067-4744
Autosampler	Valve with M4 port	SS	0.12	500	SLV	M		G4234A/B 6 column selector valve, 600/1200 bar	5067-4745
Valve with 10/32 Swagelok port	Heat exchanger	SS	0.12	90	SX	S	Pre-swaged on A and B	G4231A/B 2 Position/6 Port valve head, 600/1200 bar	5067-4649
Valve with M4 port	Heat exchanger	SS	0.12	90	M	SL	Pre-swaged on B	G4232A 2 Position/10 Port micro valve head, 600 bar	5067-5106
Short column	Valve with M4 port	SS	0.12	130	SV	M		G4234A/B 6 column selector valve, 600/1200 bar	5067-4735
Short column	Valve with M4 port	SS	0.12	150	SV	M		G4232A 2 Position/10 Port micro valve head, 600 bar	5067-5104
Long column	Valve with M4 port	SS	0.12	280	SV	M		G4232A 2 Position/10 Port micro valve head, 600 bar	5067-5107
Short column	Valve with Swagelok port	SS	0.12	150	SL	SX	Pre-swaged on B	G4231A/B 2 Position/6 Port valve head, 600/1200 bar	5067-4650
Short column	Valve with 10/32 Swagelok port	SS	0.12	150	SL	SX		G4232B 2 Position/10 Port valve head, 1200 bar	5067-4686
Long column	Valve with Swagelok port	SS	0.12	280	SL	SX	Pre-swaged on B	G4231A/B 2 Position/6 Port valve head, 600/1200 bar	5067-4651
Long column	Valve with Swagelok port	SS	0.12	280	SL	SX		G4232B 2 Position/10 Port valve head, 1200 bar	5067-4687

**Material**

(Continued)

Key	Description
SS	Stainless steel
S	Swagelok 1.6 mm port id
SH	Swagelok 1.6 mm port id, long head
SL	Swagelok 1.6 mm port id, long
SLV	Swagelok 1.6 mm port id, long, 1200 bar
SX	Swagelok 1.6 mm port id, extra-long
M	Metric M4 0.8 mm port id

**Agilent 1290 Valve Head**

From (A)	To (B)	Material	ID (mm)	Length (mm)	Fitting Type From	Fitting Type To	Notes	Valve Information	Part No.
Valve Swagelok port	Detector	SS	0.12	200	SX	S	Pre-swaged on A and B	G4231A/B 2 Position/6 Port valve head, 600/1200 bar	5067-4653
Valve with Swagelok port	Detector	SS	0.12	200	SX	S	Pre-swaged on A	G4232B 2 Position/10 Port valve head, 1200 bar	5067-4689
Valve with M4 port	Detector	SS	0.12	250	M	SLV		G4232A 2 Position/10 Port micro valve head, 600 bar	5067-4746
Heat exchanger	Valve with M4 port	SS	0.17	90	SL	M	Pre-swaged on A	G4232A 2 positions/10 ports valve head, 1200 bar	5067-5109
Column	Valve with M4 port	SS	0.17	90	SV	M		G4232A 2 positions/10 ports valve head, 1200 bar	5067-5110
Column	Valve with M4 port	SS	0.17	150	SV	M		G4232A 2 positions/10 ports valve head, 1200 bar	5067-5111
Column	Valve with M4 port	SS	0.17	280	SV	M		G4232A 2 positions/10 ports valve head, 1200 bar	5067-5112
G4232A 2 positions/10 ports valve head, 1200 bar		SS	0.17	250	SL	M	Pre-swaged on A	G4232A 2 positions/10 ports valve head, 1200 bar	5067-5113

**Agilent 1200 and 1100 Prep LC Systems**

From	To	Material	ID (mm)	Length (mm)	Fitting Type From	Fitting Type To	Notes	Part No.
Prep Isocratic	Autosampler	ST	0.6	400	S	S	Pre-swaged on A and B	G1361-67302
Autosampler	Column	ST	0.5	600	S	S/SX		G2260-87300
Autosampler	Column	ST	0.5	400	S	SH		G2260-87301



Stainless steel fittings (S), 5062-2418



Stainless steel extra long fitting (SX), 5065-9967



1200 bar removable long fitting (SLV), 5067-4738



1200 bar removable fitting (SV), 5067-4733



PEEK fittings, plugs (MP), 5065-4410

Images shown are capillary fittings. For complete information on fittings, turn to page 40.

Miscellaneous Capillaries

Material	ID (mm)	Length (mm)	Fitting Type From (A)	Fitting Type To (B)	OD (mm) A*	OD (mm) B*	Notes	Part No.
SS	0.12	70	S	S	1.6	1.6		G1316-87303
SS	0.12	2000	U	U			Restriction Capillary	5022-2159
SS	0.12	105			1.6	1.6	Capillary without fitting	5021-1820
SS	0.12	400			1.6	1.6	Capillary without fitting	5021-1823
SS	0.12	150			1.6	1.6	Capillary without fitting	5021-1821
SS	0.12	280			1.6	1.6	Capillary without fitting	5021-1822
SS	0.12	500			1.6	1.6	Capillary without fitting	5065-9964
SS	0.12	200			1.6	1.6	Capillary without fitting	5065-9935
SS	0.12	50	S	U	1.6			G1316-87312
SS	0.12	340	S	S	1.6	1.6		G1316-87319
SS	0.12	170	S	S	1.6	1.6		G1316-87316
SS	0.12	300	S	S	1.6	1.6		G1316-87318
SS	0.12	210	S	S	1.6	1.6		G1316-87317
SS	0.12	70	S	U	1.6			G1316-87313
SS	0.12	90	S	U	1.6			G1316-87314
SS	0.12	60	S	S			Pre-swaged on A and B	79841-87610
SS	0.12	340	S	M		0.8	Pre-swaged on A	G1316-87305

\*1.6 mm = 1/16 in

(Continued)

Material

Key	Description
SS	Stainless steel
S	Swagelok 1.6 mm port id
U	Swagelok union
SL	Swagelok 1.6 mm port id, long
SLV	Swagelok 1.6 mm port id, long, 1200 bar
SX	Swagelok 1.6 mm port id, extra-long
M	Metric M4 0.8 mm port id



Stainless steel fittings (S), 5062-2418

Images shown are capillary fittings. For complete information on fittings, turn to page 40.

Miscellaneous Capillaries

Material	ID (mm)	Length (mm)	Fitting Type From (A)	Fitting Type To (B)	OD (mm) A*	OD (mm) B*	Notes	Part No.
SS	0.12	100	M	M	0.8	0.8		G1316-27301
SS	0.12	75	S	M	1.6	0.8		G1316-87306
SS	0.12	90	S	SX	1.6	1.6		5067-4685
SS	0.12	120	SX	SX	1.6	1.6		5067-4688
SS	0.17	105			1.6	1.6	Capillary without fitting	5021-1816
SS	0.17	400			1.6	1.6	Capillary without fitting	5021-1819
SS	0.17	150			1.6	1.6	Capillary without fitting	5021-1817
SS	0.17	280			1.6	1.6	Capillary without fitting	5021-1818
SS	0.17	280	S	S	1.6	1.6	Pre-swaged on A	01090-87304
SS	0.17	200			1.6	1.6	Capillary without fitting	5065-9931
SS	0.17	600			1.6	1.6	Capillary without fitting	5065-9933
SS	0.17	800	S	S	1.6	1.6	Pre-swaged on A	01048-87302
SS	0.17	900			1.6	1.6	Capillary without fitting	5065-9963
SS	0.17	105	S	S	1.6	1.6		G1316-87321
SS	0.17	700			1.6	1.6	Capillary without fitting	5065-9932
SS	0.17	170	S	S	1.6	1.6		G1316-87323
SS	0.17	250	S	S	1.6	1.6	Pre-swaged on A and B	G1367-87304
SS	0.17	150	S	S	1.6	1.6	Pre-swaged on A and B	G1312-87305
SS	0.17	800	SL	S	1.6	1.6	Pre-swaged on A	01078-87305
SS	0.17	105	S	S	1.6	1.6	Pre-swaged on A and B	G1312-87306
SS	0.17	280	SX	S	1.6	1.6	Pre-swaged on A and B	5067-4608
SS	0.17	700	S	SX	1.6	1.6	Pre-swaged on A and B	5067-4648
SS	0.17	150	M	M	0.8	0.8		5067-4737
SS	0.17	700	SL	M	1.6	0.8	Pre-swaged on A	5067-5120

\*1.6 mm = 1/16 in

(Continued)



Stainless steel extra long fitting (SX), 5065-9967



Stainless steel ferrule (M), 5067-1557

Images shown are capillary fittings. For complete information on fittings, turn to page 40.

Miscellaneous Capillaries

Material	ID (mm)	Length (mm)	Fitting Type From (A)	Fitting Type To (B)	OD (mm) A*	OD (mm) B*	Notes	Part No.
SS	0.17	280	SX	SX	1.6	1.6	Pre-swaged on A and B	5067-4607
SS	0.17	280	SX	S	1.6	1.6	Pre-swaged on A and B	5067-4608
SS	0.17	400			1.6	1.6	Capillary without fitting	5021-1819
SS	0.17	500	SX	Nut (P/N 0100-2086)	1.6	1.6	Pre-swaged on A	5067-4609
SS	0.17	600			1.6	1.6	Capillary without fitting	5065-9933
PK/SS	0.17	100			1.6	1.6	Capillary without fitting	5067-4777
PK/SS	0.17	150			1.6	1.6	Capillary without fitting	5067-4778
PK/SS	0.17	200			1.6	1.6	Capillary without fitting	5067-4779
PK/SS	0.17	300			1.6	1.6	Capillary without fitting	5067-4780
PK/SS	0.17	400			1.6	1.6	Capillary without fitting	5067-4781
PK/SS	0.17	500			1.6	1.6	Capillary without fitting	5067-4782
SS	0.25	320	S	S	1.6	1.6	Pre-swaged on A and B	79835-87638
SS	0.5	105			1.6	1.6	Capillary without fitting	5065-9927
SS	0.5	150			1.6	1.6	Capillary without fitting	5022-6509
SS	0.5	200			1.6	1.6	Capillary without fitting	5022-6510
SS	0.5	800			1.6	1.6	Capillary without fitting	5065-9926

\*1.6 mm = 1/16 in

Material

Key	Description
SS	Stainless steel
PK	PEEK
PK/SS	PEEK and Stainless steel
Ti	Titanium
S	Swagelok 1.6 mm port id
U	Swagelok union
SL	Swagelok 1.6 mm port id, long
SLB	Swagelok 1.6 mm port id, long bio
SV	Swagelok 1.6 mm port id, 1200 bar
SLV	Swagelok 1.6 mm port id, long, 1200 bar
SX	Swagelok 1.6 mm port id, extra-long



Stainless steel fittings (S), 5062-2418



Stainless steel extra long fitting (SX), 5065-9967



Stainless steel ferrule (M), 5067-1557

Images shown are capillary fittings. For complete information on fittings, turn to page 40.

Supplies for the Agilent Infinity 1260 Bio-inert LC System

From (A)	To (B)	Material	ID (mm)	Length (mm)	Fitting Type From	Fitting Type To	Notes	Part No.
Pump	Thermostatted autosampler	Ti	0.17	700	SLB	SLV	Pre-swaged on A	G5611-60501
Pump	Manual injection valve	Ti	0.17	900	SLB	SLV	Pre-swaged on A	G5611-60502
Pump	Injector	Ti	0.17	400	SLB	SLV	Pre-swaged on A	G5611-60500
Injector	Detector	PK/SS	0.17	400	SV	SV		G5667-60500
Manual injector	Detector	PK/SS	0.17	500	SV	SV		G5667-60501
Autosampler injection valve	Autosampler analytical head	Ti	0.17	160	SLB	SV	Pre-swagged on A	G5611-60503
Damper	Pump head	Ti	0.6	234	SLB	SLB	For pump only. Pre-swaged on A and B	G5611-67301
Outlet ball valve	Damper	Ti	0.6	248	SLB	SLB	For pump only. Pre-swaged on A and B	G5611-67300
Autosampler injection valve	Column	PK/SS	0.17	100	SV	SV	Included in the Bio Capillary starter kit; used for 2 position/6 port and 4 column selector valve	G5667-60502
Autosampler injection valve	Column	PK/SS	0.17	150	SV	SV	Included in the Bio Capillary starter kit	G5667-60503
Autosampler injection valve	Column	PK/SS	0.17	200	SV	SV	Included in the Bio Capillary starter kit	G5667-60504
Autosampler injection valve	Column	PK/SS	0.17	300	SV	SV	Included in the Bio Capillary starter kit; used for 2 position/6 port and 4 column selector valve	G5667-60505
Autosampler injection valve	Column	PK/SS	0.17		SV	SV	Bio-inert Low Dispersion Heat exchanger	G5616-60050



1200 bar removable fitting (SV),  
5067-4733



1200 bar removable long fitting (SLV),  
5067-4738



Titanium fitting (SLB),  
G5611-60502



Bio-inert Low Dispersion  
Heat Exchanger, G5616-60050

Images shown are capillary fittings. For complete information on fittings, turn to page 40.



## PEEK Coated Fused Silica Capillaries for Nano LC

From (A)	To (B)	Material	ID (mm)	Length (mm)	Fitting Type From	Fitting Type To	Part No.
Switching valve	Column	FS/PK	25	100	MP	WPF	G1375-87320
EMPV	Flow sensor	FS/PK	25	220	WG	MP/WG	G1375-87321
Flow sensor	Injection valve	FS/PK	25	350	MP/WG	MP	G1375-87322
Switching valve	Column	FS/PK	25	550	MP	WPF	G1375-87323
Switching valve	Column	FS/PK	25	550	MP	WPF	G1375-87323
Switching valve	Column	FS/PK	25	700	MP	WPF	G1375-87324
Switching valve	Column	FS/PK	50	100	MP	WPF	G1375-87325
Injection valve	Injector seat or to 2nd pump	FS/PK	75	650	MP	WG/WPF	G1375-87327

## PEEK Coated Fused Silica Capillaries – 20 µL/min Flow

From (A)	To (B)	Material	ID (mm)	Length (mm)	Fitting Type From	Fitting Type To	Part No.
EMPV	Flow sensor	FS/PK	50	220	WG	WG	G1375-87301
Flow sensor	Injection valve	FS/PK	50	550	WG	MP	G1375-87310
Injection valve	Metering device	FS/PK	50	200	MP	WG	G1375-87302
Injection valve	Column	FS/PK	50	500	MP	WPF	G1375-87304
Column	Detector	FS/PK	50	400	WPF		G1315-68703
Detector	Waste	FS/PK	75	700			G1315-68708
µ-switching valve	Column	FS/PK	50	280	MP	WPF	G1375-87309



Stainless steel fittings, male (G),  
5063-6593



Ferrule and stainless steel lock ring  
(W), 5065-4423



PEEK fittings, plugs (MP), 5065-4410



Double winged PEEK nut & ferrule  
(WPF), 5065-4422



Images shown are capillary fittings. For complete information on fittings, turn to page 40.

**PEEK Coated Fused Silica Capillaries – 100 µL/min Flow**

From (A)	To (B)	Material	ID (mm)	Length (mm)	Fitting Type From	Fitting Type To	Part No.
EMPV	Flow sensor	FS/PK	100	220	WG	WG	G1375-87305
Flow sensor	Injection valve	FS/PK	100	550	WG	MP	G1375-87306
Injection valve	Metering device	FS/PK	100	200	MP	WG	G1375-87312
Injection valve	Column	FS/PK	75	500	MP	WPF	G1375-87311
Column	Detector	FS/PK	75	400	WPF		G1375-87308
Detector	Waste	FS/PK	75	700			G1315-68708
µ-switching valve	Column	FS/PK	50	280	MP	WPF	G1375-87309

**Loop Capillaries**

Volume (µL)	Agilent Autosampler	Part No.
8	G1389A	G1375-87303
	G1377A	G1375-87315
20	G1367E, G4226A	G4226-60310
40	G1367D	G1377-87310
	G1367E, G4226A	5067-4703
	G1377A	G1377-87300
	G1389A	G1329-87302
100	G1313A, G1329A/B, 1120, 1220 Infinity LC	01078-87302
	G1367A/B/C	G1367-87300
	G1367E, G4226A	5067-4710
	G5667A	G5667-60310
900	G1329A/B, G2260A	G1313-87303
5000	G2260A	G2260-68711

**Material**

Key	Description
FS/PK	Fused silica/PEEK
W	Swagelok 0.8 mm port id
WG	Swagelok 0.8 mm port id, small head SW 4 mm
MP	Metric M4 0.8 mm port id, PEEK
WPF	Swagelok 0.8 mm port id, PEEK, finger-tight



**Agilent 1220/1120 Infinity Series LC**

From (A)	To (B)	Material	ID (mm)	Length (mm)	Fitting Type From	Fitting Type To	Notes	Part No.
Pump	Autosampler	SS	0.17	380	S	S	Pre-swaged on A and B	01090-87306
Manual injector	Column	SS	0.17	180	S	S	Pre-swaged on A	G1313-87305
Heater	Column	SS	0.17	90	S	S		G1316-87300
Column	Detector	SS	0.17	380	S	S	Pre-swaged on A; thermal isolation	G1315-87311
VWD	Waste	PK	0.25	500			Finger-tight fittings not included (0100-1516, 2/pk)	5062-8535
Detector	Waste	PTFE	0.8	500			Finger-tight fittings not included (0100-1516, 2/pk)	5062-2462

**Material**

Key	Description
SS	Stainless steel
S	Swagelok 1.6 mm port id
PK	PEEK
PTFE	PTFE



Stainless steel fittings (S), 5062-2418



Finger-tight PEEK fitting (SPF), 0100-1516



Images shown are capillary fittings. For complete information on fittings, turn to page 40.

# Tubing

## PEEK Tubing

- Flexible and easy to cut to desired lengths
- Color coded for easy tracking
- Accepts both stainless steel and PEEK fittings
- 1/16 in od

### PEEK Tubing

ID (mm)	Length (m)	Color Code	Part No.
0.50	1.5	Orange	0890-1761
0.25	1.5	Blue	0890-1762
0.25	5	Blue	5042-6463
0.18	1.5	Yellow	0890-1763
0.18	5	Yellow	5042-6462
0.13	1.5	Red	0890-1915
0.13	5	Red	5042-6461

### Other Tubing

Description	Length (m)	ID (mm)	OD (mm)	Part No.
PTFE tubing, FEP, primary use for valve solutions	5	0.7	1.6	5062-2462
PTFE solvent tubing, primary use for flow path from solvent bottle to degasser, to pump	5	1.5	3.1	5062-2483
Corrugated tubing, polypropylene	5	6.5		5062-2463
Silicone tubing	5	1	3	5065-9978
Clamps and micro clamps, 10/pk				5065-9976
Barbed Y-Connector PP for 3/16 in id tube, 10/pk				5065-9971
<b>For G2258A 1100/1200 Series Dual Loop Autosampler</b>				
Front seat tube, SS	0.1	0.5		G2258-87316
Back seat tube, SS	0.12	0.5		G2258-87315
Front seat tube, PTFE	0.1	0.2		G2258-87312
Back seat tube, PTFE	0.12	0.25		G2258-87313
Waste tube	0.15	0.8		G2258-87310
Waste tube	0.1	0.8		G2258-87311
Drawing tube assembly for flush solvent				G2258-87307
Tubing assembly, solvent flush				G2258-87314
<b>For G1313/27/29A 1100/1200 Series Autosampler</b>				
Waste tube				G1313-87300
Corrugated tubing, polypropylene	5	6.5		5062-2463
<b>For G1387A 1100/1200 Series Micro Autosampler</b>				
Waste tube, FEP		0.8	1.6	G1375-87326

### Accessories

Description	Part No.
Plastic tubing cutter	8710-1930
Blades for plastic cutter, 5/pk	8710-1931
Fitting screws, stainless steel, 10-32, 4 mm, 5/pk	5065-9948
PEEK ferrule and stainless steel ring for 2 mm tube, 5/pk	5065-9950
Union, PEEK for 1/8 in od tubing	0100-2410
Waste adapter, 1200 Series autosamplers, gray	G1313-43216



Plastic tubing cutter, 8710-1930

## Rigid Capillary Tubing

- Squarely cut, pre-cleaned and ready to use
- Use with stainless steel fittings and ferrules (P/N 5062-2418) or PEEK fittings (P/N 0100-1516)

### Rigid Capillary Tubing

Length (mm)	ID (mm)	Unit	Part No.
100	0.17	10/pk	5061-3361
200	0.17	10/pk	5061-3362



Fitting screws, 5065-9948



PEEK ferrules and SS rings, 5065-9950



## Fittings and Unions

### Your best value: Agilent multi-use capillary and fitting kits with FREE cybertool

Agilent starter kits contain the most widely used capillary tubing, Swagelok connectors, and fittings in a variety of sizes, so you can find just the right length to minimize your connections and tubing volume. We've also included our flexible stainless steel capillaries to help you make the best LC connections, regardless of equipment brand. Plus, as a special bonus, all multi-use kits (the first three listed here) feature a FREE cybertool that puts more than 30 lab essentials at your fingertips.

For high-efficiency columns, it's best to use narrow-diameter red tubing (0.12 mm id), instead of conventional green (0.17 mm id) tubing.

#### Capillary and fittings kits

Description	Contents	Part No.
Capillary/fitting starter kit for 1100 Capillary LC System Multi-use kit, a collection of various capillaries and tools for use in the lab.	Kit includes: Qty 2 – Fused silica/PEEK capillary, 50 µm, 55 cm Qty 1 – Fused silica/PEEK capillary, 50 µm, 20 cm Qty 1 – Fused silica/PEEK capillary, 100 µm, 110 cm Qty 2 – Fused silica/PEEK capillary, 50 µm, 50 cm Qty 2 – Fused silica/PEEK capillary, 50 µm, 40 cm Qty 4 – 4 mm stainless steel fitting, male 10-32 Qty 4 – 1/32 in PEEK ferrule and stainless steel lock ring Qty 4 – PEEK fittings for µ-valves Qty 4 – Double winged PEEK nuts and 1/32 in ferrules Cybertool	5065-9938
Capillary/fitting starter kit, 0.12 mm id Multi-use kit, a collection of various capillaries and tools for use in the lab.	Kit includes: Qty 1 – PEEK capillary, 0.13 mm id, 1.5 m Qty 4 – Stainless steel capillary, 0.12 x 105 mm Qty 4 – Stainless steel capillary, 0.12 x 150 mm Qty 2 – Stainless steel capillary, 0.12 x 170 mm Qty 2 – Stainless steel capillary, 0.12 x 200 mm Qty 2 – Stainless steel capillary, 0.12 x 220 mm Qty 2 – Stainless steel capillary, 0.12 x 280 mm Qty 1 – Stainless steel capillary, 0.12 x 400 mm Qty 3 – Stainless steel ZDV union Tubing cutter for PEEK capillaries 1/16 in Stainless steel fittings, 10/pk 1/16 in PEEK fittings, color, 10/pk 1/16 in PEEK fittings, 10/pk Rheotool Cybertool	5065-9937

(Continued)

## Capillary and fittings kits

Description	Contents	Part No.
Capillary/fitting starter kit, 0.17 mm id Multi-use kit, a collection of various capillaries and tools for use in the lab.	Kit includes: Qty 1 – PEEK capillary, 0.18 mm id, 1.5 m Qty 4 – Stainless steel capillary, 0.17 x 105 mm Qty 4 – Stainless steel capillary, 0.17 x 150 mm Qty 2 – Stainless steel capillary, 0.17 x 200 mm Qty 2 – Stainless steel capillary, 0.17 x 280 mm Qty 1 – Stainless steel capillary, 0.17 x 400 mm Qty 3 – Stainless steel ZDV union Tubing cutter for PEEK capillaries 1/16 in Stainless steel fittings, 10/pk 1/16 in PEEK fittings, color, 10/pk 1/16 in PEEK fittings, 10/pk Rheotool Cybertool	5065-9939
Capillary starter kit, 0.17 mm BIO	Kit includes: Qty 1 – 1.5 m PEEK tubing PEEK finger-tight fitting, 10/pk Colored finger-tight PEEK fittings, 10/pk Qty 3 – Bio-inert union, 600 bar Qty 1 – Plastic tubing cutter Qty 1 – Rheotool socket wrench, 1/4 in Qty 1 – Ti capillary, 0.17 x 400 mm Qty 2 – PK/SS capillary, 0.17 x 105 mm Qty 2 – PK/SS capillary, 0.17 x 150 mm Qty 1 – PK/SS capillary, 0.17 x 300 mm Qty 2 – PK/SS capillary, 0.17 x 200 mm Multifunction tool	G5611-68710
Rapid Resolution High Throughput capillary kit Used for converting an Agilent 1200 instrument to the RRLC configuration, to enable use of high efficiency columns (to 600 bar). Can also be used for Agilent 1100 instruments.	Kit includes: Qty 1 – PEEK fitting long for 1/32 in od capillaries Qty 1 – Stainless steel capillary, 0.12 x 280 mm Qty 1 – Stainless steel capillary, 0.12 x 150 mm Qty 1 – Stainless steel capillary, 0.12 x 70 mm Qty 1 – Needle seat capillary, 12 µL x 0.12 mm Qty 1 – PEEK capillary, 0.125 x 550 mm	5065-9947
Low dispersion capillary kit for G1316C	Kit includes: Qty 1 – Flexible tubing, 280 mm, 0.12 mm id Qty 1 – Heater Long Down 0.12 id (1.6 µL internal) Qty 1 – Carrier for heat exchanger TCC SL Plus	5067-4633

(Continued)

Capillary and fittings kits

Description	Contents	Part No.
1200 Infinity Series capillary kit 0.12 mm id, G1316C for installing valves G4231A (2 position/6 ports – 600 bar) and G4231B (2 position/6 ports – 1200 bar)	Kit includes: Qty 1 – Column clip set,eight colors Qty 1 – Stainless steel capillary 0.12 x 340 mm Qty 1 – Stainless steel capillary 0.17 x 700 mm Qty 2 – Stainless steel capillary 0.12 x 90 mm Qty 2 – Stainless steel capillary 0.12 x 150 mm Qty 2 – Stainless steel capillary 0.12 x 280 mm Qty 1 – Stainless steel capillary 0.12 x 120 mm Qty 1 – Stainless steel capillary 0.12 x 200 mm Qty 1 – Heater Long Up 0.12 id (1.6 µL internal) Qty 1 – Heater Long Down 0.12 id (1.6 µL internal) Qty 2 – Carrier for heat exchanger TCC SL Plus	5067-4646
1200 Infinity Series capillary kit 0.17 mm id G1316C for installing a 2 position/10 port valve G4232A (600 bar)	Kit includes: Qty 2 – PEEK tubing, 1/32 in od, 0.4 mm id, 450 mm Qty 1 – Column clip set,eight colors Qty 3 – Stainless steel capillary 0.17 x 150 mm Qty 1 – Stainless steel capillary 0.17 x 340 mm Qty 4 – Stainless steel capillary 0.17 x 90 mm Qty 2 – Stainless steel capillary 0.17 x 280 mm Qty 1 – Stainless steel capillary 0.17 x 250 mm Qty 1 – Stainless steel capillary 0.17 x 700 mm	5067-5103
1200 Infinity Series capillary kit 0.12 mm id G1316C for installing a 2 position/10 port valve G4232B (1200 bar)	Kit includes: Qty 1 – Stainless steel capillary 0.12 x 120 mm Qty 2 – Stainless steel capillary 0.12 x 150 mm Qty 1 – Stainless steel capillary 0.12 x 200 mm Qty 2 – Stainless steel capillary 0.12 x 280 mm Qty 1 – Stainless steel capillary 0.12 x 340 mm Qty 1 – Stainless steel capillary 0.17 x 700 mm Qty 2 – Stainless steel capillary 0.12 x 90 mm Qty 1 – Column clip set,eight colors Qty 1 – Heater Long Up 0.12 id (1.6 µL internal) Qty 1 – Heater Long Down 0.12 id (1.6 µL internal) Qty 2 – Carrier for heat exchanger TCC SL Plus	5067-4682
1200 capillary kit for 0.12 mm id	Kit includes: Qty 1 – Stainless steel capillary, 0.12 x 130 mm Qty 2 – Stainless steel capillary, 0.12 x 170 mm Qty 1 – Stainless steel capillary, 0.12 x 210 mm Qty 1 – Stainless steel capillary, 0.12 x 300 mm Qty 3 – Stainless steel capillary, 0.12 x 500 mm Qty 1 – Stainless steel capillary, 0.12 x 700 mm Qty 1 – Stainless steel capillary, 0.12 x 340 mm Qty 1 – Low carry over seat Qty 1 – DAD heat exchanger capillary, 0.12 x 310 mm	G1316-68716

(Continued)





## Capillary and fittings kits

Description	Contents	Part No.
Stainless steel flexible capillary tubing kit	Kit includes: Qty 10 – 1.6 mm (1/16 in) Stainless steel back ferrules Qty 10 – 1.6 mm (1/16 in) Stainless steel front ferrules Qty 10 – Stainless steel fittings Qty 3 – Stainless steel Swagelok nut, 0.12 x 105 mm Qty 1 – Stainless steel capillary, 0.12 x 150 mm Qty 1 – Stainless steel capillary, 0.12 x 280 mm	5061-3304
Stainless steel flexible capillary tubing kit	Kit includes: Qty 2 – Stainless steel capillary, 0.12 x 35 mm Qty 3 – Stainless steel capillary, 0.12 x 105 mm Qty 1 – Stainless steel capillary, 0.12 x 280 mm	5061-3315
1200 Infinity Series low dispersion capillary kit for installing a 6 position/14 port valve G4234A (600 bar) and G4234B (1200 bar)	Kit includes: Qty 1 – Stainless steel capillary, 0.12 x 250 mm, with removable fitting Qty 1 – Stainless steel capillary, 0.12 x 340 mm, with removable fitting Qty 1 – Stainless steel capillary, 0.12 x 500 mm, with removable fitting Qty 8 – Stainless steel capillary, 0.12 x 130 mm, with removable fitting Qty 1 – Stainless steel capillary, 0.17 x 150 mm, with 2 long pre-swaged fittings Qty 4 – Stainless steel capillary, 0.12 x 170 mm Qty 2 – PEEK tubing, 1/32 in od, 0.4 mm id, 450 mm Qty 2 – PEEK fitting, special for Chip-LC Qty 1 – Column clip set, eight colors Qty 2 – Heater Long Up 0.12 mm id (1.6 µL internal) Qty 2 – Heater Long Down 0.12 mm id (1.6 µL internal) Qty 2 – Carrier for heat exchanger TCC Qty 2 – Fitting holder assembly	5067-4729
Ultra-low dispersion capillary kit for the 1290 Infinity LC	Kit includes: Qty 1 – Stainless steel capillary, 0.075 x 220 mm SV/SLV Qty 1 – Stainless steel capillary, 0.075 x 340 mm SV/SLV Qty 1 – Low dispersion needle seat for 1290 Infinity LC Qty 1 – Heater Long Up 0.075 mm (nominal 1.0 µL) Qty 1 – 1290 Infinity LC Low Dispersion Kit Note	5067-5189



Ultra-low dispersion capillary kit, 5067-5189



Stainless steel fittings (S),  
5062-2418



PEEK fittings (SPF),  
0100-1516/5063-6591



Stainless steel long fittings (SL),  
5065-4454



Finger-tight PEEK fitting (SPF),  
0100-1516



Stainless steel extra long fitting (SX),  
5065-9967



PEEK long fittings (SPFL),  
5062-8541



Stainless steel nut,  
5061-3303



Finger-tight PEEK fittings (SPF),  
5065-4426



Stainless steel front ferrules,  
5180-4108



Double winged fitting (SPF),  
5042-6500



Stainless steel back ferrules,  
5180-4114



PEEK RheFlex fittings (SPF),  
0100-1631



1200 bar removable fitting (SV),  
5067-4733



PEEK RheFlex fittings (SPF),  
0100-2175



1200 bar removable long fitting (SLV),  
5067-4738



Stainless steel blanking nut,  
01080-83202



1200 bar removable extra long fitting  
(SXV), 5067-4739

**Fittings**

Description	Key	Unit	Part No.
Swagelok 1.6 mm stainless steel fitting	S	10/pk	5062-2418
Swagelok 1.6 mm stainless steel fitting, long screw	SL	10/pk	5065-4454
Swagelok 1.6 mm stainless steel fitting, extra long screw	SX	10/pk	5065-9967
Swagelok 1.6 mm screw		10/pk	5061-3303
1.6 mm stainless steel front ferrule		10/pk	5180-4108
1.6 mm stainless steel back ferrule		10/pk	5180-4114
Swagelok 1.6 mm 1200 bar removable fitting	SV	1/ea	5067-4733
Swagelok 1.6 mm 1200 bar removable fitting, long screw	SLV	1/ea	5067-4738
Swagelok 1.6 mm 1200 bar removable fitting, extra long screw	SXV	1/ea	5067-4739
Swagelok 1.6 mm finger-tight PEEK fitting	SPF	10/pk	5063-6591
Swagelok 1.6 mm PEEK finger-tight fitting	SPF	2/pk	0100-1516
Swagelok 1.6 mm PEEK finger-tight long fitting	SPLF	10/pk	5062-8541
Swagelok 1.6 mm PEEK finger-tight fitting (mixed colors)	SPF	10/pk	5065-4426
Swagelok 1.6 mm finger-tight PEEK double winged fitting	SPF	10/pk	5042-6500
Swagelok 1.6 mm finger-tight PEEK Rheflex fitting	SPF	5/pk	0100-1631
Swagelok 1.6 mm finger-tight PEEK Rheflex fitting (mixed color)	SPF	10/pk	0100-2175
Swagelok 1.6 mm stainless steel blanking nut	S	1/ea	01080-83202

**Material**

Key	Description
S	Swagelok 1.6 mm port id
SL	Swagelok 1.6 mm port id, long
SX	Swagelok 1.6 mm port id, extra-long
SV	Swagelok 1.6 mm port id, 1200 bar
SLV	Swagelok 1.6 mm port id, long, 1200 bar
SLB	Swagelok 1.6 mm port id, long bio
SXV	Swagelok 1.6 mm port id, extra-long, 1200 bar
SPF	Swagelok 1.6 mm port id, PEEK, finger-tight
SPLF	Swagelok 1.6 mm port id, PEEK, long, finger-tight

**Fittings**

Description	Key	Unit	Part No.
Swagelok 1.6 mm stainless steel screw for PEEK ferrule 5067-1547	S	6/pk	5067-1540
Swagelok stainless steel screw with 1.6 mm PEEK ferrule	SP	1/ea	0100-2086
1.6 mm PEEK ferrule for 5067-1540 screw	SP	6/pk	5067-1547
Swagelok 1.6 mm finger-tight polyketone fitting	SPF	10/pk	5042-8957
M4 stainless steel screw for stainless steel ferrule 5067-1558	M	6/pk	5067-1558
0.8 mm stainless steel ferrule for 5067-1558 screw	M	6/pk	5067-1557
Swagelok 1.6 mm plastic blank nut	M	1/ea	0100-1259
Swagelok 1.6 mm ST screw, 4 mm head	G	10/pk	5063-6593
0.8 mm PEEK ferrule and stainless steel ring for 5063-6593 screw	W	10/pk	5065-4423
M4 0.8 mm PEEK fitting	MP	6 fittings, 2 plugs	5065-4410
Swagelok 0.8 mm finger-tight PEEK double winged fitting	WPF	10/pk	5065-4422
Swagelok 0.8 mm finger-tight PEEK long fitting	WPFL	1/ea	5022-6536
Swagelok 2.0 mm stainless steel screw, 4 mm head		5/pk	5065-9948
2.0 mm PEEK ferrule and stainless steel ring		5/pk	5065-9950

**Material**

Key	Description
S	Swagelok 1.6 mm port id
SP	Swagelok 1.6 mm port id, PEEK
SPF	Swagelok 1.6 mm port id, PEEK, finger-tight
W	Swagelok 0.8 mm port id
G	Small head SW 4 mm
WG	Swagelok 0.8 mm port id, small head SW 4 mm
MP	Metric M4 0.8 mm port id, PEEK
WPF	Swagelok 0.8 mm port id, PEEK, finger-tight





ZDV union, 5022-2145



Adapter, PEEK, 0100-2298



ZDV universal union, 5022-2184



Barbed Y-connector PP, 5065-9971



ZDV union with fittings, 0100-0900



Union, female to female, 5042-8517



ZDV union, PEEK with fittings, 0100-2441



High flow union, 5022-2133



Adapter, male Luer to female, 5042-8518



PEEK adapter, 0100-1847



Adapter, female to male, 5023-1803



Bio-inert union, 600 bar, 5067-4741



Micro T-connector, PEEK, 5042-8519

### Unions

Description	Use With	Part No.
ZDV union, no fittings	Nano LC	5022-2145
ZDV universal union, stainless steel, no fittings	Standard LC	5022-2184
ZDV union, with fittings	Standard LC	0100-0900
ZDV union, PEEK with fittings	Bio-applications	0100-2441
High flow union, no fittings	Prep LC	5022-2133
PEEK adapter 1/4-28 to 10-32		0100-1847
Adapter, PEEK int. 1/4-28 to ext. 10-32		0100-2298
Barbed Y-connector PP for 3/16 in id tube, 10/pk		5065-9971
Adapter, union PEEK 1/4-28		5042-8517
Adapter, male Luer to female 1/4-28		5042-8518
SS adapter Swagelok to 1/4-28		5023-1803
T-connector, PEEK, swept volume 0.57 $\mu$ L	For 1/16 in od tubing	5022-2144
Micro T-connector, PEEK, swept volume 29 mL, with 1/32 in id fittings		5042-8519
Bio-inert union, stainless steel with PEEK insert 600 bar	Bio-applications	5067-4741

# Tips and tools for creating the best possible connections

## How do I tighten fittings correctly?

The chart below describes the steps you'll need to follow.

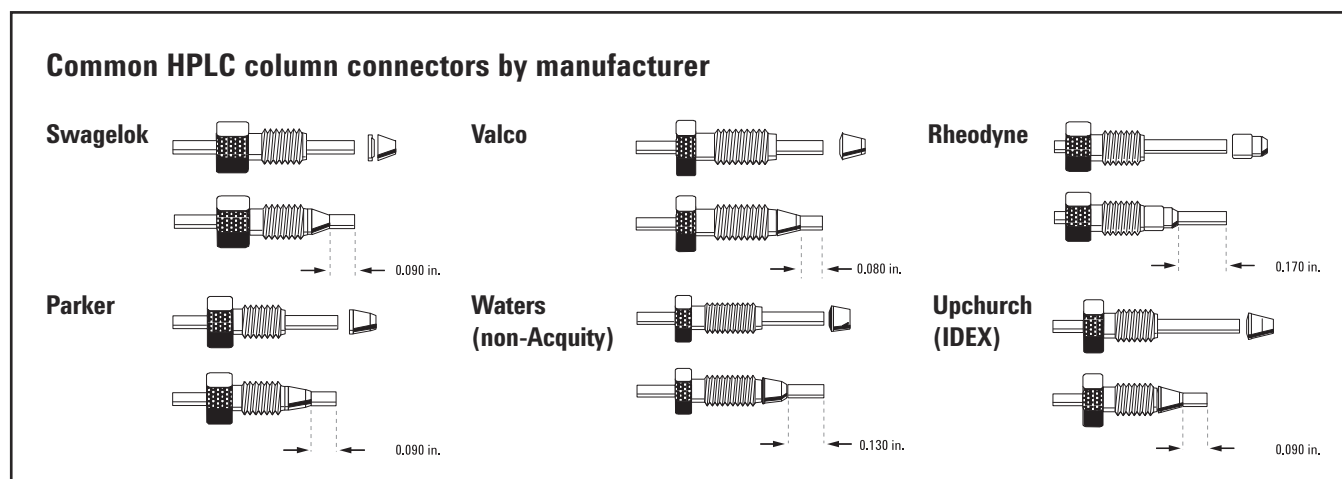


Fitting type	First Connection	Further connection
Stainless steel	<ol style="list-style-type: none"> <li>1. Slide the screw, along with the back and front ferrules, onto the capillary.</li> <li>2. Insert capillary into the port until it is completely seated in the end fitting.</li> <li>3. Finger-tighten the nut until the capillary does not rotate.</li> <li>4. Tighten the nut ½ to ¾ turn with a slitted socket wrench or Rheotool (P/N 8710-2391). If you are using a torque wrench, tightening torque should be between 1.5 and 3.0 Nm)</li> </ol>	Finger-tighten, then tighten an extra ¼ to ½ turn with a slitted socket wrench or Rheotool (P/N 8710-2391). (If using a torque wrench, tightening torque should be between 1.5 and 3.0 Nm).
Polymeric finger-tight: PEEK and polyketone	<ol style="list-style-type: none"> <li>1. Slide the screw and ferrule onto the capillary.</li> <li>2. Insert capillary into the port until it is completely seated in the end fitting.</li> <li>3. Finger-tighten the nut until the capillary does not rotate.</li> <li>4. Make sure the capillary cannot be easily pulled out.</li> </ol>	<p>Additional tightening if necessary</p> <p>See "good connections" step by step</p>
1200 bar removable fitting	<ol style="list-style-type: none"> <li>1. Slide the screw, along with the back and front ferrules, onto the capillary.</li> <li>2. Insert capillary into the port until it is completely seated in the end fitting.</li> <li>3. Finger-tighten the nut until the capillary does not rotate.</li> <li>4. Tighten the nut about ¾ turn with a socket wrench.</li> <li>5. For stainless steel capillaries, if using a torque wrench, tightening torque should be between 1.0 and 1.2 Nm.</li> <li>6. For stainless steel coated PEEK capillaries, do not exceed 0.8 Nm.</li> </ol>	<p>Finger-tighten, then tighten an extra ¼ to ½ turn with a socket wrench.</p> <p>For stainless steel capillaries, if using a torque wrench, tightening torque should be between 1.0 and 1.2 Nm.</p> <p>For stainless steel coated PEEK capillaries, if using a torque wrench, do not exceed 0.8 Nm.</p>
PEEK/stainless steel	<ol style="list-style-type: none"> <li>1. Slide the screw, along with the back and front ferrules, onto the capillary.</li> <li>2. Insert capillary into the port until it is completely seated in the end fitting.</li> <li>3. Finger-tighten the nut until the capillary does not rotate.</li> <li>4. Tighten the nut about ½ turn with a socket wrench.</li> </ol>	Finger-tighten, then tighten an extra ¼ to ½ turn with a socket wrench.

## How do I prepare the perfect fitting connection?

Problems with stainless steel tubing connections are commonly mistaken for column issues – and are the source of many calls to Agilent’s technical support line.

Connection problems often arise because different manufacturers supply different types of fittings, as you can see in the following diagram:



Ideally, you should use the fittings recommended by your column manufacturer. Most analytical reversed phase columns are compatible with Swagelok or Parker-type fittings when correctly seated in the column.

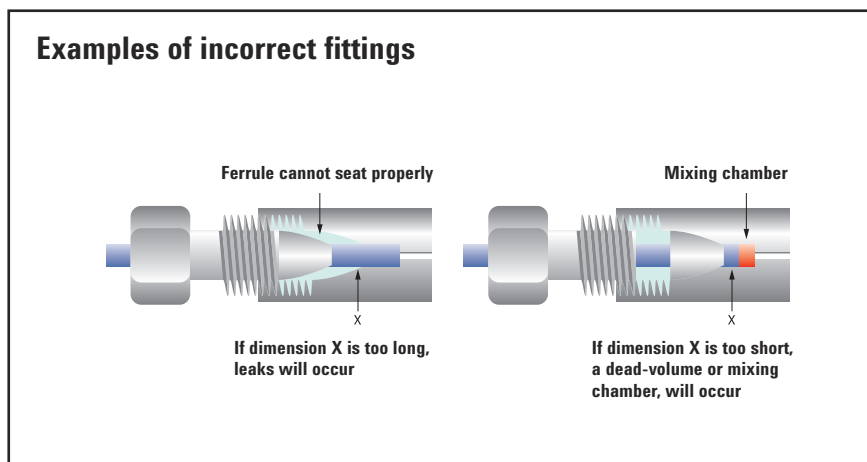
Stainless steel fittings are the best choice for permanent, high-pressure sealing. Agilent recommends Swagelok-type fittings with front and back ferrules, because they deliver the best performance for Agilent LC systems – and can be used on most instrument connections, including valves, heaters, and column connections.

For lower-pressure operation, finger-tight polymeric fittings allow you to easily adjust the end-fitting to seat the capillary into the column properly – helping avoid extra-column voids and leaks. These connectors can be tightened without wrenches. High-pressure fittings, which are designed to be removed and resealed, are also available for pressures up to 1200 bar.

## How do I align the connection properly?

The importance of correct tubing length (relative to the distance from the end of the tubing to the bottom of the ferrule) cannot be overstated. If the tubing is too long, the ferrule will not seat properly and leaks will occur. Likewise, if the tubing is not pushed in far enough, a void occurs, creating extra-column volume that acts as a "mixing chamber", which can cause peak tailing, and/or poor peak shape.

Always make sure you use the correct fittings, and that all fittings are properly seated in the column end fitting – especially if you use columns from different manufacturers.


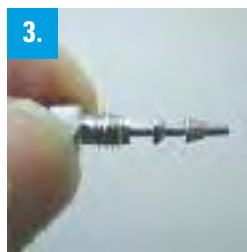



## A good connection, step by step

This connection uses a Swagelok-type fitting which is good for connections to the instrument. For column connections, it is ideal to use polymeric finger-tight fittings, which are removable, or the 1200 bar removable fitting.

1. Select a nut that is long enough for the fitting you'll be using.
2. Slide the nut over the end of the tubing.
3. Carefully slide the ferrule components on after the nut, then finger-tighten the assembly while making sure the tubing is completely seated in the bottom of the end fitting.
4. Use a wrench to gently tighten the fitting; this will force the ferrule to seat onto the tubing,  $\frac{1}{2}$  to  $\frac{3}{4}$  turn with a wrench. Do not over-tighten! That will shorten the useful life of the fitting.
5. Once you are sure your fitting is complete, loosen the nut and inspect the ferrule for correct position on the tubing.

**Note:** Avoid re-using a capillary on a different location. The position of the fitting is done the first time it is screwed on a port and all the ports are not strictly identical.



## What are the benefits of a small internal diameter?

The roughness of the internal capillary surface is a function of the capillary's outer diameter. A smaller outer diameter provides better smoothness for the internal capillary surface.

Agilent's unique stainless steel LC capillary connections for liquid chromatography are designed for small inner diameters, reducing backpressure and blocking. To make these connections compatible with standard 1/16 in capillaries, we weld a tight, flat sleeve at both ends. Agilent's unique laser welding process ensures that the capillary ends are absolutely flat, eliminating any chance of additional dead volume.

## Which capillary connection size is right for me?

Choose the shortest practical length and narrowest diameter that your application and system allows. For 4.6 mm id columns, 0.17 mm capillaries are usually sufficient, but for narrower id columns like 2.1 mm, 0.12 mm id capillaries are used to keep sample dispersion as low as possible. There are also new ultra-low dispersion capillaries (0.075 mm id) for use with the 1290 Infinity LC.

## How can I get rid of extra-column volume effects?

Extra-column volume effects can be caused by capillaries that are too long, so try a shorter- length capillary. For low-volume, high efficiency columns (e.g., Agilent ZORBAX Eclipse Plus C18, 2.1 x 50 mm, 1.8  $\mu$ m), replace 0.17 mm id (green) capillaries with 0.12 mm id (red).

For additional information on extra-column volume and its effect, see our application note "*Reduce Tubing Volume to Optimize Column Performance*" at [www.agilent.com/chem/library/applications/5990-4964EN.pdf](http://www.agilent.com/chem/library/applications/5990-4964EN.pdf)

## What should I do about high backpressure?

High backpressure issues are usually not caused by capillaries. However, you should check to make sure the capillary isn't blocked, and replace if necessary, as part of your troubleshooting.

## How can I reduce peak broadening, related to my capillary?

In addition to optimizing the length and diameter of the capillary, proper positioning in the fitting is important. The distance between the end of the capillary and the bottom of the ferrule may be too long or too short (creating a void), resulting in a poor connection. This can cause leaks or peak shape issues, such as broadening when the sample mixes in the void. A re-usable fitting can be adjusted, but with stainless steel a new fitting will need to be made.

## How do I eliminate detector spikes and bubbles?

Check for air leaks at the capillary connections, and tighten as needed.



## Pump Supplies

Regular pump maintenance helps lower operating costs and generate precise results that make you feel confident.

You can count on Agilent isocratic, binary, quaternary, capillary, and preparative pumps for superior flow and composition stability. And by following a regular maintenance routine, you can also count on maximum uptime and a steady, accurate solvent flow for the life of the pump.



Sapphire piston and seals

## Pump Routine Maintenance Procedures

- Replace the seals and pistons
- Replace the PTFE frit
- Replace the cartridge in the Active Inlet Valve
- Clean the outlet ball valve
- Clean or replace the solvent inlet frits

Routine pump maintenance should be done on a regular basis to keep your Agilent LC system performing at its optimum. You can perform all maintenance procedures at once or as needed. Some parts may need to be replaced more than others depending upon your application and solvent preparation procedures.



### Pump Routine Maintenance Procedures

Symptom	Cause	Solution
Solvent dripping out of waste outlet when valve closed	Leak on pump head	Exchange the purge valve frit or the purge valve
Pressure ripple unstable	Dirty active inlet valve cartridge	Run leak test for verification and exchange the active inlet valve cartridge
	Leak on pump head	Run leak test for verification and exchange the outlet ball valve sieve or the complete valve
Gradient performance problems, intermittent pressure fluctuations	Solvent filter is blocked	Change the solvent filter
A pressure drop of >10 bar across the frit (5 mL/min H <sub>2</sub> O with purge valve open) indicates blockage	Dirty frit	Exchange the purge valve frit or the purge valve
Leaks at lower pump head side	High seal wear	Run leak test for verification and exchange the pump seals
Unstable retention time		
Pressure ripple unstable		
Seal lifetime shorter than normally expected	Scratch on plunger	Check plungers while changing the seals
Loss of wash solvent	Leaky wash seals	Exchange the wash seals



Purge valve assembly, G1311-60009



Purge valve with PTFE frit, G4280-60061



PTFE frits, 01018-22707

**Purge Valves**

Description	Comments	Part No.
Purge valve with PTFE frit, 400 bar	For G1310A, G1311A, G1312A, G1376A, G2226A	G1311-60009
Purge valve with PTFE frit	For 1120	G4280-60031
Purge valve with PTFE frit	For G1311C, G1312C, 1220	G4280-60061
Purge valve with PTFE frit	For G1310B, G1311B, G1312B, G4302A,	G1312-60061
PTFE frit	For G1310A, G1311A, G1312A, G1376A, G2226A, 1120, 1220, 1220, G1310B, G1311B, G1312B, G1311C, G1312C, G4202A	01018-22707
Seal cap	Not suitable for outlet ball valves with integrated seal	5067-4728
Seal for purge valve	For 1120	0905-1192
Purge valve actuator	For 1120	G4280-60033
Bio-inert purge valve	For G5611A	G5611-60061
5 position / 7 port rotor seal	For G4220A, G4220B	5068-0005
5 position / 7 port stator	For G4220A, G4220B	5068-0004
Multi purpose valve head	For G4204A	5067-4174
Stator for 5067-4174 multi purpose valve head	For G4204A	5068-0122
Rotor for 5067-4174 multi purpose valve head	G4204A	5068-0123
Stainless steel filter assembly with PEEK ring, 2 µm pore size	For G1361A	5022-2192
Open end wrench, 14 mm	To remove purge valve	8710-1924



**TIPS & TOOLS**

Information on maintenance procedures can be found at [www.agilent.com/chem/LCmaintenancenotes](http://www.agilent.com/chem/LCmaintenancenotes)

## Inlet and Outlet Valves

### Inlet Valves

Description	Comments	Part No.
Active inlet valve without cartridge	For G1310A, G1311A, G1312A, G1376A, G2226A, G1312B, G1312C	G1312-60025
Cartridge for active inlet valve 400 bar	For G1310A, G1311A, G1312A, G1376A, G2226A, G1312C	5062-8562
Cartridge for active inlet valve 600 bar	For G1312B	G1312-60020
Bio-inert active inlet valve	For G5611A	G5611-60025
Bio-inert cartridge for active inlet valve, 600 bar	For G5611A	G5611-60020
Inlet valve for 1290 quaternary pump	For G4204A	G4204-60022*
Valve assemblies (inlet/outlet) for prep pumps	For G1361A	G1361-60012
Passive inlet valve	For G1310B, G1311B, G1311C, 1120, 1220, G4302A	G1312-60066*
Passive inlet valve	For G4220A, G4220B	G4220-60022*
Seal cap	Not suitable for outlet ball valves with integrated seal	5067-4728

\*Inlet valve with integrated seal.

### Outlet Valves

Description	Comments	Part No.
Outlet ball valve	For G1310A, G1311A, G1312A, G1376A, G2226A, 1120, 1220, G1310B, G1311B, G1311C, G1312B, G1312C, G4302A	G1312-60067*
Outlet ball valve	For G4220A, G4220B, G4204A	G4220-60028*
Bio-inert outlet ball valve	For G5611A	G5611-60067*
Valve assemblies (inlet/outlet) for prep pumps	For G1361A	G1361-60012
Seal cap	Not suitable for outlet ball valves with integrated seal	5067-4728

\*Outlet ball valve with integrated seal.



Active inlet valve without cartridge, G1312-60025



Cartridge, 400 bar, 5062-8562



Passive inlet valve, G1312-60066



Seal cap, 5067-4728



Outlet ball valve, G1312-60067



Outlet ball valve, G4220-60028

### TIPS & TOOLS

Information on maintenance procedures can be found at [www.agilent.com/chem/LCmaintenancenotes](http://www.agilent.com/chem/LCmaintenancenotes)





Sapphire piston and seals

## Pistons and Seals

Agilent pistons are made from a high purity, monocrystalline sapphire for maximum durability. Although ceramic pistons can be manufactured at a lower cost, ceramic is a sintered, polycrystalline material, which can cause undesirable variations during the production process. Agilent sapphire pistons are:

- Meticulously cut at just the right angle, making them durable – and long lasting
- Precisely aligned in their stainless steel holder to minimize wear on the piston and seal

Agilent seals are designed to fit snugly around our pistons, and are capable of adapting to a wide range of flow rates and pressures. Agilent piston seals are:

- Spring-loaded and engineered to deliver optimal performance over highly dynamic flow and pressure ranges
- Manufactured from a proprietary polymer blend, and feature a spring made from the same high-quality stainless steel that is used in our pump's flow path

The combination of our piston and seal has undergone extensive testing under temperature stress, with all common HPLC solvents, and in many instruments. More importantly, they yield consistent, reproducible results.

### Pistons

Description	Comments	Part No.
Sapphire plunger	For G5611A, 4302A	5067-4695
Zirconium based ceramic plunger	For G4220A, G4220B, G4204A	5067-4678
Sapphire plunger	For G1310A, G1311A, G1312A, G1376A, G2226A, 1120, 1220, G1310B, G1311B, G1312B, G1311C, G1312C	5063-6586
Sapphire plunger	For G1361A	G1361-22402

**Seals**

Description	Comments	Part No.
Bio-inert piston seal	For G5611A	G5611-21503
Piston seal polyethylene	For G4220A, G4220B, G4204A	0905-1719
Piston seal graphite filled PTFE (reversed-phase) (2/pk)	For G1310A, G1311A, G1312A, G1376A, G2226A, 1120, 1220, G1310B, G1311B, G1312B, G1311C, G1312C, G4302A	5063-6589
Piston seal Polyethylene (normal phase)	For G1310A, G1311A, G1312A, G1376A, G2226A, 1120, 1220, G1310B, G1311B, G1312B, G1311C, G1312C, G4302A	0905-1420
Piston seal	For G1361A	5022-2188



Piston seals, 5063-6589

**Specific parts for 1290 Infinity LC pumps**

Description	Comments	Part No.
Jet Weaver 35 µL/100 µL	For G4220A, G4220B, G4204A	G4220-60006
Jet Weaver 380 µL	For G4220A, G4220B, G4204A	G4220-60012
Clamp for in-line filter	For G4204A	G4204-40000
Outlet filter 1290 quaternary pump	For G4204A	G4204-60004
Inlet valve for flush pump		5067-4717
Outlet valve for flush pump		5067-4716
Tubing kit 270 mm, 2/pk		5067-4661
Tubing kit 140 mm, 2/pk		G4220-60035
Shut-off valve	For G4220A, G4220B, G4204A	5067-4124
Inline pressure relief valve kit	For G4220A, G4220B	G4212-68001
Solvent selection valve bridge tube		5067-4697
Pressure relief valve	For G4220A, G4220B	G4212-60022
PEEK seal for inlet weaver assembly	For G4204A	G4204-40005
Support ring	For G4220A, G4220B	G4220-60015
Seal keeper	For G4220A, G4220B	G4220-60016

**TIPS & TOOLS**

Information on maintenance procedures can be found at [www.agilent.com/chem/LCmaintenancenotes](http://www.agilent.com/chem/LCmaintenancenotes)





Peristaltic pump, 5042-8507



Peristaltic pump with ChemSure tubing, 5065-9952

## Seal Wash

The routine use of highly concentrated buffer solutions (100 mM) will reduce the life of seals and pistons in your pump. Counteract the problem with one of Agilent's seal wash kits, which flush the back of the seal with a wash solvent. **Note:** Water/isopropanol (90/10) is recommended as the wash solvent.

### Seal Wash

Description	Comments	Part No.
Peristaltic pump cassette with silicone tubing	For 1100/1200/1200 RRLC and 1260 Infinity LC pumps	5042-8507
Silicone tubing, 1 mm id, 3 mm od, 5 m		5065-9978
Peristaltic pump with ChemSure tubing	For 1100/1200/1200 RRLC and 1260 Infinity LC pumps	5065-9952
ChemSure tubing for peristaltic pump		5042-8954
<b>Wash Seal and Wash Keeper</b>		
Wash seal	For 1100/1200/1200 RRLC, 1120 and 1260/1220 Infinity LC pumps	0905-1175
Seal keeper	For 1100/1200/1200 RRLC and 1120 pumps	5001-3743
Bio-inert seal keeper	For G5611A LC pump	G5611-26210
Wash seal gasket, 6/pk	For 1100/1200/1200 RRLC, 1120 and 1260/1220 Infinity LC pumps	5062-2484
Wash seal PE	For 1290/1260/1220 Infinity LC pump	0905-1718
Support ring	For 1290/1260/1220 Infinity LC pump	G4220-63010
Support ring	For 1290 Infinity pump without seal wash	G4220-63015
Backup ring for seal holder	For 1290/1260/1220 Infinity LC pump	G4220-24013
Seal keeper	For 1290/1260/1220 Infinity LC pump	G4220-26210



### TIPS & TOOLS

Information on maintenance procedures can be found at [www.agilent.com/chem/LCmaintenancenotes](http://www.agilent.com/chem/LCmaintenancenotes)

## Solvent Reservoir and Supplies

### Solvent Reservoir and Supplies

Description	Part No.
<b>Solvent Reservoir</b>	
Solvent reservoir, 1 L	9301-1420
Solvent reservoir, 1 L, with cap	9301-1421
Solvent reservoir, 1 L, F29/32	9301-0656
Solvent reservoir, amber, 1 L	9301-1450
Solvent bottle, clear, 2 L, 2 inlets	5065-4421
Solvent bottle, amber, 2 L	9301-6341
Solvent bottle, clear, 2 L	9301-6342
<b>Bottle Head Assembly</b>	
Bottle head assembly for screw bottle	G1311-60003
Bottle head assembly for F29/32 tapered solvent bottle	G1312-68716
Bottle head assembly with tubing and filter For capillary and nano systems (with stainless steel solvent filter)	G1376-60003
Bottle head assembly for prep system	G1361-60022
Bottle head assembly	G4220-60007
Bottle cap with 3-hole insert	5063-6531



Solvent reservoirs



Prep bottle, 5065-4421



Solvent bottle, amber, 9301-6341



Glass filter, 5041-2168

## Cleaning the Solvent Filter

If the filter is in good condition, the solvent will freely drip out of the solvent tube (hydrostatic pressure). If the solvent filter is partially blocked, only very little solvent will drip out of the solvent tube.

Caution: Small particles can permanently block the capillaries and valves of the module.

- Always filter solvents
- Never use the module without solvent inlet filter

### Solvent Filters

Description	Recommended Use	Part No.	Frit Adapter	Part No.	Frit Inlet ID (mm)	Tube OD (mm)
Glass filter, solvent inlet, 20 µm pore size	Analytical scale, micro scale	5041-2168	Frit adapter, PTFE, 3 mm, 4/pk	5062-8517	5	3.2
Glass filter, solvent inlet, 40 µm pore size	Preparative LC	3150-0944	Frit adapter, PTFE for 4.7 mm od tubing	G1361-23205	7	4.7
Glass filter, solvent inlet, 40 µm pore size	Preparative LC	3150-0944	Frit adapter, PTFE, 4 mm	G1361-23204	7	4
Glass filter, solvent inlet, 40 µm pore size	For G2258A Dual Loop Autosampler	3150-0944	Frit adapter, PTFE for 3.2 mm od tubing	G2258-23201	7	3.2
Solvent inlet filter, stainless steel	For use in capillary and nano systems	01018-60025				



Filter frit adapters, 5062-8517

### Frits and Adapters

Description	Part No.
Solvent mixer, 1100 Series	G1312-87330
Solvent mixer, short, 200 µL	5067-1565
Frit adapter, PTFE, for 4.7 mm od tubing	G1361-23205
Frit adapter, PTFE, for 3.2 mm od tubing For G2258A Dual Loop Autosampler	G2258-23201
O-ring, Viton, 30 mm	0905-1516
Stainless steel filter assembly with PEEK ring, 2 µm pore size	5022-2192



Solvent inlet filter, 01018-60025



## Safety Caps

Open or partially covered solvent bottles can lead to the evaporation of solvents and harmful solvent vapors. Prevent solvent evaporation and possible chemical spills with solvent safety caps from Agilent. These safety caps have been designed for optimal sealing with an integrated exhaust valve providing pressurization during solvent extraction and allowing proper solvent flow to your HPLC system. The exhaust valve contains a PTFE membrane to prevent contamination of your solvents from dirt and dust particles.

- Designed to fit all solvent bottles
- Constructed of PTFE and PFA for high chemical resistance
- Caps rotate freely, preventing tube twisting during bottle exchange
- Available in GL40, GL45, S60 and NS29/32 thread sizes



10 L waste can assembly, S60, 5043-0243

### Installation Details for Solvent Safety Caps

#### Installation Guide for Standard Safety Caps – 4 Simple Steps to Install a Safety Cap

1. Guide the solvent tube through the fitting on the safety cap
2. Re-connect the solvent inlet filter to the solvent tube (open end)
3. Screw the safety cap on top of your solvent bottle
4. Adjust the length of the solvent tube in the solvent bottle and fix the tube by tightening the fitting

#### Installation Instructions for Safety Caps with Stopcocks

These caps have a shut-off valve which can be closed. This keeps the solvent tube in the bottle during maintenance activities with no risk of having solvent dropping out of the flow path.

#### 4 Simple Steps to Install a Safety Cap with Stopcocks

1. Cut the solvent tube in 2 parts
2. Connect the upper part to the fitting (red or blue) on the safety cap (Top)
3. Cut a suitable length and connect the lower part to the fitting on the safety cap (Bottom)
4. Screw the safety cap on top of your bottle



Safety Cap I, 5043-0223



Safety Cap II, 5043-0224



Safety Cap IV for GL45 bottles, 5043-0226



Safety Cap IV for S60 threaded waste bottles, 5043-0227



5 L waste can assembly, GL45, 5043-0242



10 L waste can assembly, S60, 5043-0243

**Safety Caps and Accessories**

Description	Kit Contents	Part No.
Safety Cap II with 2 ports – NS29/32	Includes 1 safety cap, 2 fittings 3.2 mm PFA, 1 venting valve with 1 µm PTFE membrane	5043-0221
Safety Cap I with 1 port – GL 45	Includes 1 safety cap, 1 fitting 3.2 mm PFA, 1 venting valve with 1 µm PTFE membrane	5043-0223
Safety Cap II with 2 ports – GL 45	Includes 1 safety cap, 2 fittings 3.2 mm PFA, 1 venting valve with 1 µm PTFE membrane	5043-0222
Safety Cap I with 1 port for prep – GL45	Includes 1 safety cap, 1 fitting 4.7 mm PFA, 1 venting valve with 1 µm PTFE membrane	5043-0300
Safety Cap I with 1 stopcock – GL45	Includes 1 safety cap, 1 fitting 2.3 mm PFA, 1 fitting 2.3 mm PTFE, 1 venting valve with 1 µm PTFE membrane	5043-0225
Safety Cap II with 2 stopcocks – GL 45	Includes 1 safety cap, 2 fittings 2.3 mm PFA, 2 fittings 2.3 mm PTFE, 1 venting valve	5043-0224
Safety Cap IV with 4 ports – 1 leak port – GL45	Includes 1 safety cap, 4 fittings 2.3 mm PFA, 4 fittings 1.6 mm PFA, 4 fittings 2.3 mm PFA, 1 leak hose. Must be used with charcoal filter, P/N 5043-0230.	5043-0226
Safety Cap IV with 4 ports – 1 leak port – S60	Includes 1 safety cap, 4 fittings 2.3 mm PFA, 4 fittings 1.6 mm PFA, 1 leak hose. Must be used with charcoal filter, P/N 5043-0230.	5043-0227
5 L waste can GL45 with 4 ports and 1 leak port	Includes 5 L waste can, 1 safety cap (5043-0226), 2 ports collector PTFE. Must be used with charcoal filter, P/N 5043-0230.	5043-0242
10 L waste can S60 with 4 ports and 1 leak port	Includes 10 L waste can, 1 safety cap (5043-0227), 2 ports collector PTFE. Must be used with charcoal filter, P/N 5043-0230.	5043-0243
Safety Waste Set S50	Includes 5 L space saving waste can, 1 safety cap, 4 fittings 2.3 mm PFA, 1 x 6.4 mm tubing connector, Charcoal filter (48 g)	5043-0831
Venting valve with 1 µm PTFE membrane*		5043-0232
Thread Adapter GL45-GL40 (PTFE)		5043-0234
Thread Adapter PTFE, GL45-GL38		5043-0272
Thread adapter GL45-GPI38-23, (PTFE)		5043-0832
Safety funnel + cover S60, PEHD, conductive		5043-0828
Safety funnel + cover S60, PEHD		5043-0829
Tool for fitting		5043-0830

\*Valve change is recommended every six months

### Replacement Parts for Safety Caps

Description	Unit	Part No.
Fitting for 3.2 mm tube, PFA	6/pk	5043-0255
Fitting for 2.3 mm tube, PFA	5/pk	5043-0228
Fitting for 1.6 mm tube, PFA	5/pk	5043-0229
Charcoal filter, 48 g		5043-0230
Screw plug 1/4 in, PTFE		5043-0231
Venting valve with 1 µm PTFE membrane*		5043-0232
Screw plug 1/8 in, PTFE	5/pk	5043-0233
2 ports collector, PTFE		5043-0235
5 L waste can, GL45		5043-0236
10 L waste can, S60		5043-0237
3 port collector		5043-0238
Adapter for two 3.2 mm tubes		5043-0239

\*Valve change is recommended every 6 months



2.3 mm fittings to connect waste tubes from the purge valve, 5043-0228



1.6 mm fitting to connect wash tubes going to the peristaltic pump of the High Performance ALS/Wellplate Sampler, 5043-0229



Charcoal filter, 48 g, 5043-0230



Screw plug, 1/4 in, PTFE, 5043-0231



Replacement PTFE filter (replace every six months), 5043-0232



Screw plug, 1/8 in, PTFE, 5043-0233



2 ports collector (PTFE), 5043-0235



1200 Series Vacuum Degasser

## Vacuum Degassers

A vacuum degasser is recommended for:

- Maximum sensitivity in the low UV wavelength range
- High injection precision
- High retention time reproducibility
- Flow rates below 0.5 mL/min



Mounting tool, 0100-1710

## Vacuum Degasser Care

- To generally clean the vacuum degasser tubing, flush the system with isopropanol
- Flush the degasser with water after using buffers
- Speed solvent changes by drawing solvent through the degasser and tubing with syringe adapter kit



Plastic tubing cutter, 8710-1930



Ferrules and rings, 5063-6598



PPS nuts, 5063-6599

## Vacuum Degassers

Description	Comments	Part No.
Tubing kit, degasser to pump, 4/pk, 30 cm pieces of tubing with screws and bushings	For G1322A, G1379A/B	G1322-67300
Inlet tubing	For Agilent 1260 Infinity Quaternary Pump VL	5067-5378
Mounting tool for flangeless nut	For G1322A, G1379A/B	0100-1710
Plastic tubing cutter	For G1322A, G1379A/B	8710-1930
Tefzel ferrules and SS lock rings, 1/8 in, 10/pk	For G1322A, G1379A/B	5063-6598
PPS nuts, 1/8 in, 1/4-28 thread, 10/pk	For G1322A, G1379A/B	5063-6599
Union, 1/4-28 thread, polypropylene	For G1322A, G1379A/B	5022-2155
PTFE solvent tubing, 5 m, 1.5 mm id, 3 mm od	For G1322A, G1379A/B	5062-2483
Disposable syringes, 20 mL, 10/pk	For G1322A	5062-8534
Syringe adapter, 1/16 in od, 2 in long	For G1322A	9301-1337
Micro vacuum degasser tubing kit	For G1379A	G1379-67310
Micro vacuum degasser tubing kit	For G1379B	5042-8922
Online degasser accessory kit Includes 8 screws, 8 bushings, 4 markers, tubing, syringe and syringe adapter	For G1322A, G1379A/B	G1322-68705
Vacuum chamber (2 channel)	For G1379A, G1379B	5067-4798
Tubing kit for 5067-4798 vacuum chamber	For G1379A, G1379B	5067-5380
Vacuum chamber replacement kit Includes two 5067-4798 and one 5067-5380	For G1379A, G1379B	5067-5383

## Pump Kits

### Pump Kits

Description	Kit Contents	Part No.
<b>Start-up Kits</b>		
Pump start-up kit For 1100/1200/1220 RRLC pumps	Includes 1 outlet cap, 5 PTFE frits, 4 piston seals, 1 outlet gold seal, 2 glass solvent inlet filters, 20 µm, and 1 cartridge for active inlet valve	G1311-68710
Nanoflow LC start-up kit	Includes PEEK coated fused silica capillaries, column and fittings to start up a Nanoflow LC System	G2228-68700
<b>Seal Wash Kits</b>		
Active seal wash kit	Includes 2 wash seal gaskets, 2 pump seals, peristaltic pump (includes pump cassette and motor), 2 seal keepers, 2 support ring assemblies, seal insert tool and silicone tubing	G1311-68711
Active seal wash kit	Includes 4 wash seal gaskets, 4 pump seals, 2 peristaltic pumps (includes pump cassette and motor), 4 seal keepers, 4 support ring assemblies, seal insert tool and silicone tubing	G1312-68711
Continuous seal wash kit For 1100/1200/1200 RRLC pumps	Includes 2 wash seal gaskets, 4 m flex tubing, 2 pump seals, 1 flow regulator, 2 seal keepers, 2 support ring assemblies, 20 mL luer lock syringe, seal insert tool and abrasive paper	01018-68722
Seal wash kit for 1260 Capillary/Nano pump	Includes 3 adaptor luer/barbs, 2 film washers, 1 insert tool, 2 seal pumps, 1 clamp hose, 2 seal wash, 1 syringe, 2 support ring 1290 Infinity LC w/seal wash, 2 seal keepers for 1290 Infinity LC, and 2 backup rings for seal keeper 1290 Infinity	G1376-60005
Seal wash PM kit For 1260 Infinity LC pumps	Includes 2 PTFE wash seals (P/N 0905-1175), 2 gasket wash seals (P/N 01018-07102)	G1310-68742
PM kit for seal wash option	Includes 2 wash seals and 1 pack of 6 wash seal gaskets	G1310-68731
<b>Preventive Maintenance Kits</b>		
For 1260 Infinity LC isocratic or quaternary and 1220 pumps	Includes 1 PTFE pump seal (P/N 0905-1503), PTFE frits, 5/pk (P/N 01018-22707), 1 seal cap (P/N 5067-4728)	G1310-68741
For 1260 Infinity LC binary pump	Includes 1 PTFE pump seals (P/N 0905-1503), PTFE frits, 5/pk (P/N 01018-22707), 1 seal cap (P/N 5067-4728), sieves for outlet valve, 10/pk (P/N 5063-6505)	G1312-68741
For 1100/1200 isocratic or quaternary pumps	Includes piston seal, PTFE frits, and 2 seal caps	G1310-68730
For 1290 Infinity pump	Includes pump seal exchange tool, torque wrench, and hex bit	5067-4699
For Bio-inert quaternary pump	Includes bio-inert piston seal, 5/pk PTFE frits, seal cap assembly, film washer, peristaltic pump, silicone tubing, Bio-inert wash seal	G5611-68741

(Continued)



Pump start-up kit, G1311-68710

**Pump Kits**

Description	Kit Contents	Part No.
<b>Preventive Maintenance Kits</b>		
For 1100/1200 binary pump	Includes 4 piston seals, PTFE frits, 2 sieves, and 3 seal caps	G1312-68730
For G1376A capillary pump	Includes 4 pump seals, 1 stainless steel frit, and 4 seal cap assemblies	G1376-68710
For 1100/1200 and 1260 Infinity LC prep pump	Includes 1 filter cup (P/N 3150-0942), 4 seal prep flange (P/N 5022-2188), 1 filter assembly (P/N 5022-2192), 1 peristaltic pump	G1361-68710
For 1120 manual injector systems	Includes 1 piston seal, 5 PTFE frits, 1 PEEK rotor seal, and 2 seal cap assemblies	G4280-68710
For 1220 manual injector systems	Includes piston seals, PTFE frits, rotor seal, and 2 seal cap assemblies	G4280-68750
For 1220 automated injector systems	Includes piston seals, PTFE frits, rotor seal, 2 seal cap assemblies, needle and needle seat	G4280-68770
For 1120 automated injector systems	Includes 1 piston seal, 5 PTFE frits, 1 Vespel rotor seal, 1 needle, 1 needle seat, and 2 seal cap assemblies	G4280-68730
Extended PM kit For 1100/1050/1200 pumps	Includes 2 piston seals (P/N 5063-6589), PTFE frits, 5/pk (P/N 01018-22707), cartridge active inlet valve (P/N 5062-8562), outlet ball valve (P/N G1312-60067) and 2 pistons (P/N 5063-6586)	5065-4499
<b>Accessory Kits</b>		
1260 Infinity LC binary pump accessory kit	Includes 1 tubing assembly (P/N 5063-6527), 1 CAN cable (P/N 5181-1519), 1 RRLC system configurator, 1 stainless steel capillary, 400 x 0.17 mm (P/N G1312-87303), 1 stainless steel capillary, 700 x 0.17 mm (P/N G1312-87304)	G1312-68755
1100/1200 pump accessory kit	Includes 3 wrenches, 5 PTFE frits, tubing, capillary and wrist strap	G1311-68705
Pump configuration kit for G1312B with G1158B 2 position/6 port valve	Includes side cover with fixed rail, top and right cover for pump housing, and 6 connecting capillaries. Allows automatic switching between different delay volumes to optimize the system for 2.1 mm id or 4.6 mm id columns	G1312-68726
Capillary pump accessory kit	Includes purge valve and holder, hex keys 2.5 and 3 mm, 2 wrenches 1/2 in x 1/16 in, wrenches 1/4 in x 5/16 in and 14 mm, wrist strap, torque adaptor and stainless steel frit, 0.5 µm	G1376-68705
Accessory kit prep pump/gradient G1361A	Includes stainless steel connecting capillaries, solvent mixer, 2 L solvent bottle, bottle head assembly, filter, glass stop valve, stainless steel union, tubing and other parts	G1361-68707
Online degasser accessory kit	Includes 8 screws, 8 bushings, 4 markers, tubing, syringe and syringe adapter	G1322-68705
Extended flow range kit, 100 µL/min	Includes all parts to go from 20 µL/min to 100 µL/min flow rate in a capillary LC system	G1376-68707
Manual prep injection valve kit, stainless steel	Includes position sensing, 10 mL loop, 25 mL syringe, ring mounting bracket, start cable and SS connecting capillaries, 0.5 mm id, 40 cm and 60 cm	5065-9922



Outlet ball valve, G1312-60067

# Autosampler Supplies

Your Agilent autosampler is designed to deliver accurate measurements, precise injection volumes, and high-quality data. And by following a regular schedule of preventive maintenance, you can ensure a lifetime of defensible results.



## Autosampler Maintenance Schedule

Procedure	When to Perform	Time Required
Exchanging the needle assembly	When needle shows indication of damage or blockage	15 minutes
Exchanging the seat assembly	When the seat shows indication of damage or blockage	10 minutes
Exchanging the metering seal	When autosampler reproducibility indicates seal wear	30 minutes

## Injection Valves

Valve	Use With	Part No.	RheBuild Kit	Rotor Seal Material	Rotor Seal	Stator	Stator Face
2 position/6 port injection valve, 400 bar	G1313A, G1329A, G1367A/B, 1120	0101-0921	0101-1257	Vespel	0100-1853	0100-1850	0100-1851
				Tefzel	0100-1849		
				PEEK	0100-2231		
2 position/6 port micro injection valve, 400 bar	G1377A, G1389A	0101-1050		Vespel	0100-2088	0100-2089	
2 position/6 port injection valve, 600 bar	G1329B, G1367C SL, G1367D SL Plus, G1367E, 1220 Infinity LC	0101-1422		PEEK	0101-1416	0101-1417	
10 port, dual loop valve, 400 bar	G2258A	0101-1385		Vespel	0101-2415	0101-1390	
2 position/6 port MBB injection valve, 400 bar	G2260A	0101-1267	0101-1268	PEEK	0101-1268*	0100-2195	
2 position/6 port ultra high pressure valve, 1200 bar	G4226A	5067-4114		Vespel	5068-0007	5068-0006	

\*Includes seal and stator face



Injection Valve Assembly, 0101-0921



Stator for 2 position/6 port injection valve, 600 bar, 0101-1417



Stator for 2 position/6 port ultra high pressure valve, 1200 bar, 5068-0006

## Needles and Needle Seats



The needle should be replaced when it becomes bent, burred or blunt, or when it is leaking or plugged. You should suspect a leak if you notice a trail of buffer crystals on the needle seat. The needle seat can become blocked if the sample contains particulates, as this is the first restriction that the sample experiences. If this occurs, try backflushing the needle seat capillary.

### Needles and Needle Seats

Agilent Autosampler	Needle Assembly Description	Part No.	Compatible with Needle Seat	Part No.
G1313A, G1329A/B, 1120, 1220 Infinity LC (automated sampler only)	Needle assembly, standard autosampler	G1313-87201	Standard needle seat, PEEK 0.17 mm id capillary, 2.3 µL	G1329-87017
			Standard needle seat, PEEK 0.12 mm id capillary, 1.2 µL	G1329-87012
G1313A, G1329A, 1120, 1220 Infinity LC (automated sampler only)	Needle assembly, for use with PEEK seat	G1313-87203	Standard needle seat, PEEK 0.17 mm id capillary, 2.3 µL	G1313-87102
G1313A, G1329A/B, 1120, 1220 Infinity LC (automated sampler only)	Needle assembly, 900 µL upgrade	G1313-87202	Standard needle seat 0.17 mm id capillary, 2.3 µL	G1329-87017
G1389A	Needle assembly, micro LC autosampler	G1329-80001	Micro LC Needle seat 100 µm id capillary, 1.2 µL	G1329-87101
			Micro LC Needle seat 50 µm id capillary, 0.3 µL	G1329-87103
G1367A/B	Needle assembly, well plate autosampler (green)	G1367-87200	Needle seat Vespel, well plate autosampler 0.17 mm id capillary, 2.3 µL	G1367-87101
	Needle assembly, well plate autosampler (blue)	G1367-87201	Needle seat Vespel, well plate autosampler 0.12 mm id capillary, 1.2 µL	G1367-87102

(Continued)



Seat Assembly 0.17 mm id standard autosampler, G1329-87017



Seat Assembly 0.12 mm id standard autosampler, G1329-87012



### Needles and Needle Seats

Agilent Autosampler	Needle Assembly Description	Part No.	Compatible with Needle Seat	Part No.
G1367C SL and G1367D SL Plus	Needle assembly, well plate autosampler (black)	G1367-87202	Needle seat, 600 bar, with seat capillary 0.17 mm id x 100 mm, 0.8 mm od	G1367-87017
			Needle seat, PEEK 600 bar, with seat capillary 0.12 mm id x 100 mm, 0.8 mm od	G1367-87012
G1367E	Needle assembly, 1290/1260 Infinity LC autosampler	G4226-87201	Needle seat, PEEK 600 bar, with seat capillary 0.12 mm id x 100 mm, 0.8 mm od	G1367-87012
G1377A	Needle assembly, micro well plate sampler	G1377-87201	Micro needle seat with seat capillary, 100 µm	G1377-87000
			Micro needle seat with seat capillary, 75 µm	G1377-87001
			Micro needle seat with seat capillary, 50 µm	G1377-87002
G2258A	Needle assembly, dual loop autosampler	G2258-68710	Twin needle seat, dual loop autosampler	G2258-87102
G2260A	Needle assembly, prep autosampler	G2260-87201	Needle seat, prep autosampler 0.5 mm id, 20 µL	G2260-87101
G4226A	Needle assembly, 1290/1260 Infinity LC autosampler	G4226-87201	Seat assembly, Vespel 0.12 mm, 1290 Infinity LC autosampler	G4226-87012
G4226A	Needle assembly, 1290/1260 Infinity LC autosampler	G4226-87201	Low dispersion needle seat	G4226-87020
G5667A	Bio-inert needle, 600 bar	G5667-87200	Bio-inert needle seat assembly, 600 bar	G5667-87017

### Accessories

Description	Use With	Part No.
Seat adapter	G1313A, G1329A, G1389A, G2260A, 1120 and 1220 Infinity LC	G1313-43204
Finger caps, for Autosampler Gripper, 15/pk	G1313A, G1329A, G1389A, G2260A, 1120 and 1220 Infinity LC	5063-6506
Tool for micro seat capillary mounting	G1377A	G1377-44900



Needle seat, PEEK 600 bar, with seat capillary, G1367-87012



Seat assembly for 1290/1260 Infinity LC, G4226-87012



Needle Assembly for 1290/1260 Infinity LC, G4226-87201

## Metering Device Supplies

Infrequently, the metering device seal and piston may need replacement if you see loss in injection volume precision or metering device leaking.

### Metering Device Supplies

Piston Description	Use With	Part No.	Seal Description	Part No.
Sapphire piston, 40 µL	G1367D, G1389A, G1377A, G4226A	5064-8293	Piston seal, 2 mm, for G1367D, G1389A, G1377A	5022-2175
			Piston seal for G4226A	0905-1717
Sapphire plunger, 100 µL	G1313A, G1329A/B, G1367A/B/C, G1367E	5063-6586	Piston seal graphite filled PTFE (reversed-phase), 2/pk	5063-6589
Sapphire plunger, 100 µL	G5667A	5067-4695	Bio-inert piston seal	G5611-21503
Sapphire piston, 900 µL	G1313A, G1329A/B, G1367E	5062-8587	Metering valve seal	0905-1294
Piston, 5 mL	G2258A	G2258-60003	Piston seal	0905-1599

### Loop Capillaries

Description	Agilent Autosampler	Part No.
Stainless steel loop capillary, 100 µL	G5667A	G5667-60320
	G1313A	01078-87302
	G1329A/B	
	1120	
	1220 Infinity LC	
	G1367A/B/C	G1367-87300
	G4226A	5067-4710
Stainless steel loop capillary, 900 µL	G1329A/B	G1313-87303
	G2260A	
Loop capillary, 40 µL	G1367D	G1377-87310
	G4226A	5067-4703
	G1367E	
	G1377A	G1377-87300
	G1389A	G1329-87302
Loop capillary, 20 µL	G4226A	G4226-60310
	G1367E	
Loop capillary, 8 µL	G1389A	G1375-87303
	G1377A	G1375-87315
Loop capillary, 5 mL	G2260A	G2260-68711



Piston seals, 5063-6589



Sample loop, 01078-87302



Loop capillary, 20 µL, G4226-60310

## Autosampler Trays

### Autosampler Trays

Description	Part No.
<b>For G1313A, G1329A/B, 1120, 1220 Infinity LC samplers</b>	
100 position tray for 2 mL vials	G1313-44510
100 position tray for 2 mL vials, thermostatable	G1329-60011
40 position tray for 2 mL vials	G1313-44512
15 position tray for 6 mL vials	G1313-44513
External vial tray for 17 vials (disposal position)	G1313-60004
Disposal tube for external vial tray	G1313-27302
<b>For G1367A/B/C/D/E, G2258A, G4226A</b>	
Well plate tray, 2 well plates, 10 vials (supports 50 mm plates)	G2258-60011
Vial plate for 54 x 2 mL vials, 6/pk	G2255-68700
Vial plate for 15 x 6 mL vials	5022-6539
<b>For G1367A/B/C/D/E</b>	
100 position tray for micro vials Also for G4226A	G4226-60021
Plate for 27 Eppendorf Safe-lock tubes, 0.5/1.5/2 mL	5022-6538
<b>For G2257A</b>	
8.5 in well plate rack, 2/pk For 16 shallow well plates, 4 deep well plates (max 48 mm height) or 6 vial racks	G2255-68709
10 in well plate rack, 2/pk For 20 shallow well plates (max height 16 mm), not compatible with deep well plates	G2255-68710
8.5 in well plate rack extension Includes 3 racks for 3 x 16 shallow well plates, 2 x 4 deep well plates (max 48 mm height) or 3 x 6 vial racks	G2255-68720
10 in well plate rack extension Includes 3 racks for 3 x 20 shallow well plates (max height 16 mm), not compatible with deep well plates	G2255-68730
<b>For G2250A</b>	
205H rack, two 96-deep well plates	G2250-04504
200 rack, 13 x 100 mm tubes (9 mL), 96	G2250-04503
207 rack, 16 x 100 mm tubes (12 mL), 75	G2250-04502
209 rack, 12 x 32 mm tubes (12 mL), 96	G2250-04501
94A special holding 1100 tray	G2250-04500



Vial plate, G2255-68700



Vial plate, 5022-6539



Plate for 27 Eppendorf Safe-lock tubes, 5022-6538

## Autosampler Kits

### Autosampler Kits

Description	Kit Contents	Part No.
<b>Preventive Maintenance Kits</b>		
For G1329B autosamplers	Includes 1 PEEK rotor seal, 1 needle seat, 1 needle	G1313-68719
For G1313A, G1329A autosamplers	Includes 1 Vespel rotor seal, 1 needle seat, 1 needle, 2 metering seals and 15 finger caps	G1313-68709
For G1313A, G1329A samplers	Includes 1 Vespel rotor seal, 1 needle seat, 1 needle	G1313-68730
For G1367A/B autosamplers	Includes 1 Vespel rotor seal, 1 needle seat, 1 needle, 1 peristaltic pump cartridge, 1 seal tight nut	G1367-68730
For G1367C/D autosamplers	Includes 1 needle assembly, 1 low carry over seat, 1 peristaltic pump, 1 rotor seal	G1367-68734
For G1367E autosampler	Includes 1 PEEK rotor seal, 1 needle seat, 1 needle, 1 peristaltic pump cartridge, 1 metering seal	G1367-68741
For 1220 manual injector systems	Includes piston seals, PTFE frits, gold seals and rotor seal	G4280-68750
For 1220 automated injector systems	Includes piston seals, PTFE frits, gold seals, rotor seal, needle and needle seat	G4280-68770
For 1120 manual injector systems	Includes 1 piston seal, 5 PTFE frits, 2 gold seals, 4 outlet caps and 1 PEEK rotor seal	G4280-68710
For 1120 automated injector systems	Includes 1 piston seal, 5 PTFE frits, 2 gold seals, 4 outlet caps, 1 Vespel rotor seal, 1 needle and 1 needle seat	G4280-68730
For G4226A HiP autosampler	Includes 1 needle seat, 1 needle, 1 rotor 2 position/6 ports, 1 peristaltic pump, 1 metering seal	G4226-68735
Extended PM kit For G1313A, G1329A autosamplers	Includes 1 Vespel rotor seal, 1 needle seat, 1 needle, 1 metering seal, 1 stator face	5065-4498

(Continued)



Maintenance kit, G1313-68709



PM kit for 1220 manual injector systems, G4280-68750

## Autosampler Kits

Description	Kit Contents	Part No.
<b>Door Replacement Kits</b>		
Cabinet upgrade kit for 1260 Infinity LC sampler	Includes side panel, top cover and front door	G1329-68736
Cabinet kit for G1367E and G4226A	Includes side panel, base plate and top cover	5067-4662
Door replacement kit for 1260 Infinity LC sampler	Includes front and side doors	G1329-68737
Door repair kit for G1367E and G4226A	Includes front door	G4226-67001
Light protection kit for G1329A	Includes opaque front and side doors and front cover	G1329-68718
Door replacement kit for G1329A	Includes transparent front and side doors	G1329-68727
<b>Upgrade Kits</b>		
Multidraw upgrade kit for G1313A/G1327A/G1329A autosamplers	Includes 500 $\mu$ L capillary, 1500 $\mu$ L capillary and ZDV union	G1313-68711
Large volume injection kit for the Agilent 1290 Infinity autosampler G4226A	80 $\mu$ L seat capillary	G4216-68711



Cabinet upgrade kit, G1329-68736



Door replacement kit, G1329-68737



## Fraction Collector Supplies

Agilent fraction collectors are designed to process data in real-time for instantaneous and precise fraction collection, while increasing throughput on your purification system. So you can be certain that you are getting the highest degree of recovery and purity for your fractions – even with low flow rates.



### Fraction Collector Maintenance Schedule

Procedure	When to Perform
<b>Analytical and Preparative Fraction Collector Maintenance</b>	
Replace the inlet/waste tubing	Once per year – or when you notice signs of damage or wear
Replace the valve-to-needle tubing	Once per year – or when you notice signs of damage or wear
Exchange the preparative needle assembly	When the needle shows signs of damage or blockage
Exchange the analytical needle assembly	When the needle shows signs of damage or blockage, or when using the short needle assembly with tall test tubes (>45 mm)
Exchange the diverter valve	When the valve is leaking or not switching properly
Exchange the internal tray	When the flow delay sensor no longer works
Repair or exchange a funnel within the internal tray or funnel tray	When defective, leaky, blocked or contaminated
<b>Micro Fraction Collector/Spotter Maintenance</b>	
Replace fraction collector capillary	At least every six months or when worn, blocked or damaged
Exchange the capillary guiding assembly	When bent or damaged
Exchange the internal tray	When the flow delay sensor no longer works properly
Exchange the flap septum and waste tubing	At least every six months or when defective or contaminated



Micro fraction collector

**Collecting Tubes and Trays**

Tray Part No.	Hole Diameter (mm)	No. of Tubes	Tube Dimensions	Tube Part No.	Unit
G1364-84523	30	40	30 x 100 mm	5042-6458	100/pk
			30 x 48 mm	5042-6470	100/pk
G1364-84524	25	60	25 x 100 mm	5042-6459	100/pk
G1364-84525	16	126	16 x 100 mm	5022-6532	250/pk
			16 x 48 mm	5022-6533	100/pk
G1364-84516	12	215	12 x 100 mm	5022-6531	250/pk
			12 x 48 mm	5022-6534	100/pk
G1364-84532	Funnel tray	40	Any size		

**Well Plate Trays**

Tray Part No.	Description	Well Plate Part No.	Description	Unit
G1364-84521	Tray for 4 well plates, cooled	5042-1385	96-well plates, 0.5 mL, polypropylene	120/pk
		5042-1386	96-well plates, 0.5 mL, polypropylene	10/pk
G1364-84531	Tray for 4 well plates, adjustable, cooled	5042-6454	96-deep well plates, 1 mL, polypropylene	50/pk
		5042-1389	Closing mats for 96-well plates, silicone, pre-slit, fits 96-well plates P/N 5042-1385 and 5042-1386 only	50/pk
G1364-84522	Tray for 2 well plates, 10 funnels, cooled	5042-1388	384-well plates, 90 $\mu$ L, polypropylene	30/pk
		5065-4402	96-deep well collection plates with glass inserts, caps, and septa, pre-assembled, 0.35 mL	
G1367-60001	Tray for 2 well plates, 10 vials, 2 mL	5188-5321	Glass inserts, 350 $\mu$ L	1000/pk
		5188-5322	Caps/septa for glass inserts	1000/pk
		5042-8502	96-well plates, 150 $\mu$ L, conical, polypropylene	25/pk
		G2255-68700	Vial plate for 54 x 2 mL vials	6/pk
		5022-6538	Plate for 27 Eppendorf Safe-lock tubes, 0.5/1.5/2 mL	
		5022-6539	Vial plate for 15 x 6 mL vials	



Funnel tray for G1364C fraction collector, G1364-84532



Collection plate, showing 96-position closing mat, 5042-1389



Vial plate, G2255-68700



Plate for 27 Eppendorf Safe-lock tubes, 5022-6538



Vial plate, 5022-6539

**Fraction Collector Capillary Kits and Needles**

Module	Max Flow Rate	Tube Size	Tubing Kit	Needle Length	Needle	Typical Use
G1364B	100 mL/min	0.8 mm id	G1364-68711		G1364-87201	Tubes (max 100 mm)
G1364C	1 mL/min	0.15 mm id	G1364-68723	50 mm	G1367-87200	Tubes (max 48 mm), well plates, vials
	10 mL/min	0.25 mm id	G1364-68712	50 mm	G1367-87200	
	10 mL/min	0.25 mm id	G1364-68712	20 mm	G1364-87202	Funnel tray (tubes max 75 mm)
	100 mL/min	0.8 mm id	G1364-68711	20 mm	G1364-87202	
G1364D	4 µL/min	25 µm id	G1364-87304			MALDI targets, well plates
	4-30 µL/min	50 µm id	G1364-87305			
	30-100 µL/min	100 µm id	G1364-87306			

**TIPS & TOOLS**



Information on maintenance procedures can be found at [www.agilent.com/chem/LCmaintenancenotes](http://www.agilent.com/chem/LCmaintenancenotes)



**G1364D Micro Fraction Collector Supplies**

Description	Part No.
MALDI spotting adapter for G1364D	G1364-83205
Well plate adapter assembly for G1364C/D	G1364-60021
Flap septum, PEEK, for internal tray	G1364-27107
Fused silica/PEEK capillary, 25 µm, 50 cm	G1364-87304
Fused silica/PEEK capillary, 50 µm, 50 cm	G1364-87305
Fused silica/PEEK capillary, 100 µm, 50 cm	G1364-87306
Waste tube, PTFE, 20 cm, 1.4 mm id, 2.0 mm od	G1364-86711
MALDI plate carrier Bruker	5022-6541
MALDI plate carrier Bruker PAC	5022-6546
MALDI plate carrier ABI	5022-6542
MALDI plate carrier ABI Opti-TOF	5023-0238
MALDI plate carrier Agilent	5022-6543
MALDI plate carrier Micromass	5022-6544
Target plate for AP-MALDI LC/MS	G1972-60025
Calibration plate Bruker	5023-0208
Calibration plate ABI 192	5023-0209
Calibration plate ABI 10x10 & 20x20	5023-0213
Calibration plate Agilent	5023-0214
Calibration plate Micromass	5023-0215
On-line matrix kit for MALDI spotting	G1364-68706
Includes BCD board/cable, syringe, needles, adapters, connector and capillary	
Adapter, female to female 1/4-28	5042-8517
Adapter, male Luer to female 1/4-28	5042-8518
Syringe, glass, 1 mL, 1/4-28 connector	5181-1541
Micro T-connector, PEEK, swept volume 29 nL, with 1/32 in id fittings	5042-8519
MALDI spotting tips, PTFE, 10/pk	G1364-81701



MALDI spotting adapter, G1364-83205



Well plate adapter assembly, G1364-60021



MALDI plate carrier Bruker, 5022-6541



Calibration plate Bruker, 5023-0208



Union, female to female, 5042-8517



Adapter, male Luer to female, 5042-8518



Micro T-connector, PEEK, 5042-8519



Injection Valve Assembly, 0101-0921

## Valve Supplies

Agilent's industry-leading Manual Injection Valves are designed to ensure trouble-free operation with your HPLC System.

Our valves also feature patented "Make-Before-Break" architecture that allows you to switch between LOAD and INJECT positions without interrupting the flow. So you can analyze more samples in less time.

## Valve Maintenance Notes

- Vespel is a polyimide with low wear and high chemical resistance. Vespel tolerates a pH range of 0 to 10. More basic solutions dissolve Vespel, which damages the rotor seal
- PEEK offers a high chemical resistance and versatility, and will tolerate the entire pH range from 0 to 14
- Tefzel is recommended for use in applications where PEEK cannot be used, such as methylene chloride or DMSO in higher concentrations

	pH Range		
	0-7	7-10	10-14
Vespel			
PEEK			
Tefzel			

# Injection Valves

## Injection Valves

Valve	Use With	Part No.	RheBuild Kit	Rotor Seal Material	Rotor Seal	Stator	Stator Face
2 position/6 port injection valve, 400 bar	G1313A, G1329A, G1367A/B, 1120	0101-0921	0101-1257	Vespel	0100-1853	0100-1850	0100-1851
				Tefzel	0100-1849		
				PEEK	0100-2231		
2 position/6 port micro injection valve, 400 bar	G1377A, G1389A	0101-1050		Vespel	0100-2088	0100-2089	
2 position/6 port injection valve, 600 bar	G1329B, G1367C SL, G1367D SL Plus, G1367E, 1220 Infinity LC	0101-1422		PEEK	0101-1416	0101-1417	
10 port, dual loop valve, 400 bar	G2258A	0101-1385		Vespel	0101-2415	0101-1390	
2 position/6 port MBB injection valve, 400 bar	G2260A	0101-1267	0101-1268	PEEK	0101-1268*	0100-2195	
2 position/6 port ultra high pressure valve, 1200 bar	G4226A	5067-4114		Vespel	5068-0007	5068-0006	

\*Includes seal and stator face



Stator for 2 position/6 port ultra high pressure valve, 1200 bar, 5068-0006



Switching valve

## Switching Valve Supplies

A set of valve types specially designed for Agilent HPLC systems allows you to extend your HPLC applications. New valve offerings give you:

- More flexibility in solvent selection and column selection
- New automation capabilities in sample preparation
- Increased sample throughput through alternating column regeneration
- Increased separation performance with multidimensional chromatography

### External Switching Valve Replacement Parts

Description	Use With	Valve Head	Rotor Seal		Stator Face	Stator Head	Repair Kit	Bearing Ring
			Material	Rotor Seal				
2 position/6 port valve head, 600 bar	G4231A	5067-4131	PEEK	0101-1409	N/A	0101-1417	N/A	1535-4045
2 position/6 port valve head, 1200 bar	G4231B	5067-4117	Vespel	5068-0008	N/A	5068-0006		
2 position/10 port micro valve head, 600 bar	G4232A	5067-4144	PEEK	0101-1415	N/A	0101-1421		
2 position/10 port valve head, 1200 bar	G4232B	5067-4118	Vespel	5068-0012	N/A	5068-0011		
6-Column selector valve head, 600 bar	G4234A	5067-4146	PEEK	5068-0076	N/A	5068-0077		
6-Column selector valve head, 1200 bar	G4234B	5067-4142	Vespel	5068-0067	N/A	5068-0077		
Bio-inert 12 position/13 port valve POD, 210 bar	G4235A	5067-4159	PEEK	Repair Kit	Repair Kit	5068-0097	0101-1288	
Bio-inert 2 position/6 port, 600 bar	G5631A	5067-4148	PEEK	0101-1409	0100-1851	5068-0060	N/A	
2 position/10 port valve head Bio-inert, 600 bar	G5632A	5067-4132	PEEK	5068-0041	5068-0095	5068-0040		
Bio-inert 4-Column selector, 600 bar	G5639A	5067-4134	PEEK	5068-0045	5068-0093	5068-0044		

**Internal Switching Valves Replacement Parts**

Description	Use With	Part No.	Rotor Seal		Stator Face	Stator Head	Bearing Ring	Repair Kit
			Material	Rotor Seal				
2 position/6 port, 400 bar	G1316A/B	G1316-67005	Tefzel	0100-1854	0100-1851	0100-1850	0100-1852	0101-1258
			Vespel	0100-1855				
			PEEK	0100-2233				
2 position/10 port CSV, 400 bar	G1316A	G1316-67007	PEEK	Repair Kit	Repair Kit	0101-1362	0100-1852	0101-1360
2 position/6 port HP CSV, 600 bar	G1316A 1260 Series/G1316B	G1353-68750	PEEK	0101-1409	N/A	0101-1417	1535-4045	N/A
2 position/6 port micro CSV, 400 bar	G1316A	G1316-67006	Vespel	0100-2087	N/A	0100-2089		
2 position/10 port CSV, 600 bar	G1316B	G1316-67009	PEEK	0101-1415	N/A	0101-1421		
2 position/6 port valve head, 600 bar	G1316C	5067-4137	PEEK	0101-1409	N/A	0101-1417		
2 position/6 port valve head, 1200 bar	G1316C	5067-4117	Vespel	5068-0008	N/A	5068-0006		
2 position/10 port micro valve head, 600 bar	G1316C	5067-4144	PEEK	0101-1415	N/A	0101-1421		
2 position/10 port valve head, 1200 bar	G1316C	5067-4118	Vespel	5068-0012	N/A	5068-0011		
6-Column selector valve head, 600 bar	G1316C	5067-4146	PEEK	5068-0076	N/A	5068-0077		
6-Column selector valve head, 1200 bar	G1316C	5067-4142	Vespel	5068-0067	N/A	5068-0077		
8 position/9 port valve head, 400 bar	G1316C	5067-4108	PEEK	5067-4113	5067-4113	5067-4112		
8 position/9 port valve head, 600 bar	G1316C	5067-4107	PEEK	5067-4111	N/A	5068-0001		
8 position/9 port valve head, 1200 bar	G1316C	5067-4121	Vespel	5068-0002	N/A	5068-0001		
2D-LC, valve head, 1200 bar	G1316C	5067-4170	Vespel	5068-0116	N/A	5068-0115		
Bio-inert 12 position/13 port valve POD, 210 bar	G1316C	5067-4159	PEEK	0101-1288	0101-1288	5068-0097		
Bio-inert 2 position/6 port, 600 bar	G1316C	5067-4148	PEEK	0101-1409	0100-1851	5068-0060		
Bio-inert 4-Column selector, 600 bar	G1316C	5067-4134	PEEK	5068-0045	5068-0093	5068-0044		
2 position/10 port valve head Bio-inert, 600 bar	G1316C	5067-4132	PEEK	5068-0041	5068-0095	5068-0040		



Valve head, 2 position/6 port, 600 bar, 5067-4137



2 position/6 port ultra high pressure valve, 5067-4117



Valve head, 2 position/10 ports for ultra high pressure, 1200 bar, 5067-4118



Stator for 2 position/6 port ultra high pressure valve, 600 bar, 0101-1417



Rotor seal, 2 position/6 port, 600 bar for C1316B, 0101-1409

## Manual Injection Valves

Agilent provides the latest developments in LC injection technology from Rheodyne.

- Continuous flow path with "Make-Before-Break" design
- Sample capacity
- Choice of stainless or PEEK flow path
- Easy access to fittings due to wide 30° port angles

### Series 7725i and 9725i Analytical Injection Valves

Stainless steel (SS) 7725i and PEEK 9725i valves are the most popular injection valves for analytical HPLC. Features include:

- A 20  $\mu$ L loop (installed). Loops are also available in stainless steel or PEEK from 5  $\mu$ L to 5 mL (10 mL for PEEK)
- Make-Before-Break (MBB) technology allows switching without flow interruption
- Wide 30° port angles offer easier access to fittings
- Built-in position sensing switch provides the chromatograph with a reproducible start signal

### Series 3725i-038 and 3725i Preparative Injection Valves

The series 3725i-038 (stainless steel) and 3725i (PEEK) are the most suitable manual valves for large sample volumes, high flow rates, and preparative columns sized 1.0-10 cm in diameter.

- Versatile ports accommodate 1/8 in (3.2 mm) and 1/16 in (1.6 mm) od tubing.
  - Note:** 1/16 in od tubing requires an adapter, P/N 5067-1503
- 1.0 mm diameter passages allow flow rates up to 800 mL/min with virtually no pressure drop
- Make-Before-Break technology allows switching without flow interruption
- High reproducibility for both partial-filling and complete-filling methods
- Sample range is 100  $\mu$ L to 20 mL (10 mL loop is installed)
- Flow range is 10 to 800 mL/min
- Built-in position sensing switch gives the chromatograph a reproducible start signal



7725i manual injection valve, 5063-6502

## Manual Injection Valves with Position Sensing Switches

Description	Comments	Part No.	Rotor Seal Material	Rotor Seal	Stator Face	Stator Head	Bearing Ring	Isolation Seal	Repair Kit	Needle Port Adaptor
2 position/ 6 port valve, 400 bar, for G1328A/B	Analytical	5063-6502	Tefzel	0101-0620	0100-1859	0100-1860	1535-4045	1535-4046	0101-1254	N/A
			Vespel	0101-0623						
			PEEK	0101-1255						
2 position/ 6 port valve, 600 bar, for G1328C	Analytical	5067-4141	PEEK	5068-0052	N/A	5068-0053	1535-4045	1535-4046	N/A	N/A
2 position/ 6 port valve, 400 bar, for 1120	Analytical	5067-4104	PEEK	5067-4105	N/A	0100-1850	1535-5045	N/A	N/A	5067-1581
2 position/ 6 port, 600 bar, for 1220	Analytical	5067-4202	PEEK	0101-1409	N/A	0101-1417	1535-4045	N/A	N/A	5067-1581
2 position/ 6 port valve, 600 bar, for Bio-inert	Bio	5067-4158	PEEK	5068-0082	0100-1851	5068-0060	1535-4045	N/A	N/A	5067-1581
2 position/ 6 port valve, 400 bar PEEK	Analytical	0101-1253	Tefzel	0101-0620	0100-1859	1535-5082	N/A	1535-4046	N/A	N/A
Manual prep injection valve, SSt 400 bar, for 3725i	Preparative	0101-1232	PEEK	0101-1233	N/A	N/A	N/A	1535-4046	N/A	N/A
Manual prep injection valve, PEEK	Preparative	0101-1231	PEEK	0101-1233	N/A	N/A	N/A	1535-4046	N/A	N/A

## Manual Injection Valve Replacement Parts

- Rotor seals wear with use and need routine replacement
- Stators only need replacement if the ports are damaged
- PEEK rotor seals are incompatible with concentrated nitric and sulfuric acids



Stainless steel sample loops

## Manual Injection Valve Sample Loops

The right mix of injection valve sample loops are available for your application needs. Agilent offers factory-cut and finished loops of the highest quality.

- Stainless steel loops are square cut and free of burrs for a flush connection
- Flexible PEEK loops have a clean, straight cut for low dead volume connections

## Stainless Steel Sample Loops

- Sample loops for Rheodyne 7725 Series and 7125 Series valves are not interchangeable due to the change in port angle
- Actual volumes can differ due to tolerance of metal tubing bore
- Accuracy of large metal loops is  $\pm 5\%$ , intermediate loops  $\pm 10\%$ , small loops  $\pm 30\%$

## PEEK Sample Loops

- Inert to most organic solvents
- Wall thickness, temperature, exposure time and concentration of organic solvents affect the durability of PEEK tubing
- Concentrated nitric acid and sulfuric acid weaken PEEK tubing
- THF, methylene chloride and DMSO cause PEEK to swell
- Actual volumes can differ because of tolerance of tubing bore
- Accuracy of large PEEK loops is  $\pm 14\%$ , intermediate loops  $\pm 21\%$ , small loops  $\pm 65\%$



**Manual Injection Valve Sample Loops**

Volume	ID (mm)	Material	Use With	Part No.
5 $\mu$ L	0.18	SS	7125 and 7010	1535-4860
	0.18	SS	7725	0101-1248
	0.18	PEEK	9725	0101-1241
10 $\mu$ L	0.30	SS	7125 and 7010	0101-0376
	0.30	SS	7725	0100-1923
	0.25	PEEK	9725	0101-1240
20 $\mu$ L	0.51	SS	7125 and 7010	0101-0377
	0.30	SS	7725	0100-1922
	0.25	PEEK	9725	0101-1239
50 $\mu$ L	0.51	SS	7125 and 7010	0101-0378
	0.51	SS	7725	0100-1924
	0.51	PEEK	9725	0101-1238
100 $\mu$ L	0.51	SS	7125 and 7010	0101-0379
	0.51	SS	7725	0100-1921
	0.51	PEEK	9725	0101-1242
200 $\mu$ L	0.76	SS	7125 and 7010	0101-1252
	0.76	SS	7725	0101-1247
	0.51	PEEK	9725	0101-1237
500 $\mu$ L	0.76	SS	7125 and 7010	0101-1251
	0.76	SS	7725	0101-1246
	0.76	PEEK	9725	0101-1236
1 mL	0.76	SS	7125 and 7010	0101-1219
	0.76	SS	7725	0101-1245
	0.76	PEEK	9725	0101-1235
2 mL	1.00	SS	7125 and 7010	0101-1250
	1.00	SS	7725	0101-1244
	0.76	PEEK	9725	0101-1234
	1.6	PEEK	3725	0101-1229
5 mL	1.00	SS	7125 and 7010	0101-1249
	1.00	SS	7725	0101-1243
	0.76	PEEK	9725	0101-1230
	1.6	PEEK	3725	0101-1228
10 mL	2.0	PEEK	3725	0101-1227
20 mL	2.0	PEEK	3725	0101-1226



PEEK sample loops

## Syringes for Manual Injection

Agilent syringes for manual injection valves have a blunt-tip point style needle to prevent damaging the valve's internal parts. They can be used with any type/brand of manual injection valve.

### LC Manual Syringes with Fitted Plungers

Volume (µL)	Description	Unit	Needle	Part No.
5	Fixed		22 gauge/2 in/LC tip	5190-1480
10	Fixed		22 gauge/2 in/LC tip	5190-1484
	Removable		22 gauge/2 in/LC tip	5190-1485
	Replacement needle for 10 µL syringe	3/pk		5190-1486
25	Fixed		22 gauge/2 in/LC tip	5190-1494
50	Fixed		22 gauge/2 in/LC tip	5190-1501
100	Fixed		22 gauge/2 in/LC tip	5190-1508
250	Fixed		22 gauge/2 in/LC tip	5190-1515
500	Fixed		22 gauge/2 in/LC tip	5190-1522



Syringe, 100 µL FN LC tip, 5190-1508

**LC Manual Syringes with PTFE-Tipped Plungers**

Volume (µL)	Description	Unit	Needle	Part No.
10	Removable		22 gauge/2 in/LC tip	5190-1492
	Replacement needle for 10 µL syringe	3/pk		5190-1486
	Replacement plunger with PTFE tip for 10 µL syringe			5190-1558
25	Removable		22 gauge/2 in/LC tip	5190-1499
	Replacement needle	3/pk		5190-1571
	Replacement plunger with PTFE tip for 25 µL syringe			5190-1560
50	Removable		22 gauge/2 in/LC tip	5190-1505
	Replacement needle	3/pk		5190-1571
	Replacement plunger with PTFE tip for 50 µL syringe			5190-1561
100	Removable		22 gauge/2 in/LC tip	5190-1512
	Replacement needle	3/pk		5190-1571
	Replacement plunger with PTFE tip for 100 µL syringe			5190-1562
250	Removable		22 gauge/2 in/LC tip	5190-1520
	Replacement needle	3/pk		5190-1571
500	Removable		22 gauge/2 in/LC tip	5190-1526
	Replacement needle	3/pk		5190-1571
	Replacement plunger with PTFE tip for 500 µL syringe			5190-1564

**TIPS & TOOLS**

Agilent has made vial, cap and septum selection easy with its new Interactive Vial Selection Tool, available online in both desktop and mobile versions. The tool identifies the right vial and closures for your particular application, and provides the rationale for the choices offered.

Visit [www.agilent.com/chem/SelectVials](http://www.agilent.com/chem/SelectVials)



# Thermostatted Column Compartment Supplies



High temperature heat exchanger, G1316-80002



High temperature heat exchanger, G1316-80003



Heat exchanger/cooler, G1316-80004



Column Identification Module, 5062-8588

## Thermostatted Column Compartment Supplies

Description	Part No.
Capillary system for 0.12 mm id use	G1316-68744
Rapid Resolution High Throughput capillary kit Used for converting an Agilent 1200 instrument to the RRLC configuration, to enable use of high efficiency columns (to 600 bar). Can also be used for Agilent 1100 instruments.	5065-9947
1200 capillary kit for 0.12 mm id	G1316-68716
High temperature heat exchanger, 1.6 µL, 0.12 mm id, "R"	G1316-80002
High temperature heat exchanger, 1.6 µL, 0.12 mm id, "L"	G1316-80003
Heat exchanger/cooler, 1.5 µL, 0.12 mm id	G1316-80004
Carrier for heat exchanger 1290 Infinity TCC and 1200 Series TCC SL	G1316-83200
Column Identification Module (CIM), 3/pk	5062-8588
Column clamp, 6/pk	5063-6526
Column holder for micro LC columns	5001-3702
Column connecting capillary with fittings, 7 cm, 0.12 mm id, 1/16 in male/male	G1316-87303
Column connecting capillary with fittings, 9 cm, 0.17 mm id, 1/16 in male/male	G1316-87300
Column connecting capillary with fittings, 18 cm, 0.12 mm id, 1/16 in male/male	G1313-87304
Column connecting capillary with fittings, 18 cm, 0.17 mm id, 1/16 in male/male	G1313-87305
PEEK tubing, 1/32 in od, 0.4 mm id, 450 mm, Micro valve to waste	5022-6503
Thermal column insulation enclosure kit	G1316-60001

## Capillary Tubing Kits

Capillary kits are available for easy ordering and setup of the switching valves. They include all capillaries and fittings for specific applications, as well as bulk PEEK capillaries and a capillary cutter to add maximum flexibility.

### Capillary Tubing Kits

Application	Valve Kit	Part No.
Column regeneration Capillaries: 0.17 mm id	G1157A	G1156-68711
Column regeneration Capillaries: 0.25 mm id	G1157A	G1156-68713
Capillary kit column regeneration intern Capillaries: 0.17 mm id	2 position/10 port 400 bar valve, for G1316A/B	G1316-68711
Column selection Capillaries: 0.17 mm id	G1159A	G1156-68712
Sample enrichment Capillaries: 0.17 mm id	G1316A #055	G1316-68710
Sample enrichment Capillaries: 0.17 mm id	G1158A	G1156-68714
Solvent selection Flow rate up to 10 mL/min	G1160A	G1160-68706 5067-4601*

\*Use for method development applications. Kit contains longer tubing.

### Capillary Kits for Internal Switching Valves

Description	Use With	Part No.
Capillary kit column switching valve	2 position/6 port 400 bar valve, for G1316A/B	G1316-68708
Capillary kit column regeneration intern	2 position/10 port 400 bar valve, for G1316A/B	G1316-68711
Column regeneration kit for $\mu$ -LC columns	2 position/10 port CSV 600 bar, for G1316B	G1316-68721

**Capillary Kits for Column Selection Valve**

Capillary Kits Part Numbers			Valve Kit		
0.12 mm ID-A	0.17 mm ID	Other	Part No.	Valve Type	Pressure
5067-4646	5067-4730		G4231A	2 position/6 port	600
5067-4646			G4231B	2 position/6 port	1200
5067-4800	5067-5103		G4232A	2 position/10 port	600
5067-4682			G4232B	2 position/10 port	1200
5067-4729			G4234A	6 position/14 port	600
5067-4729			G4234B	6 position/14 port	1200
		5067-4601	G4235A	12 position/13 port Bio-inert	210
	5067-4767		G5631A	2 position/6 port Bio-inert	600
	5067-4769		G5639A	4 position/10 port Bio-inert	600
5067-1595				8 position/9 port	1200
	5067-1596			8 position/9 port	1200
5067-1597				8 position/9 port	1200

**Capillary Kit Contents**

Part No.	Description	Quantity
5067-1595	Heater long-up 0.12 id, 1.6 µL internal	4
	Heater long-down 0.12 id, 1.6 µL internal	4
	Carrier for heat exchanger, TCC SL Plus	4
	Flexible tubing, 280 mm, 0.12 mm id	2
	SS capillary, 340 x 0.12 mm, m/m, n-s/n-s	1
	SS capillary, 280 x 0.12 mm, ps/ps, 1 long nut, 1 short nut	8
	SS capillary, 280 x 0.12 mm, ps-ns, 2 long nuts, 1 short nut	8
	SS capillary, 280 x 0.17 mm, ps/ps, 1 long nut	1
	Flexible capillary, 0.12 x 500 mm, no fittings	1
	Fitting holder assembly	4
	Column clip set, eight colors	2
	Long fittings and ferrules, SS, 10/pk	1

(Continued)



**TIPS & TOOLS**

For internal switching valves for your TCC, see page 75

**Capillary Kit Contents**

<b>Part No.</b>	<b>Description</b>	<b>Quantity</b>
5067-1596	Capillary, 0.17 x 90 mm, 1/16 in male/male	6
	Flexible tubing, 400 mm, 0.17 mm id	1
	Flexible capillary, 0.17 x 280 mm, no fitting	2
	Plastic fitting	8
	Long fittings and ferrules, SS, 10/pk	2
	SS capillary, 280 x 0.17 mm, ps/ps, 2 long nut	1
	SS capillary, 280 x 0.17 mm, ps/ps, 1 long nut, 1 short nut	6
	SS capillary, 500 x 0.17 mm, ps-ns, 2 long nuts, 1 short nut	6
	Flexible capillary, 0.17 mm id x 600 mm	1
	Column clip set, eight colors	2
	VHP-fitting standard length (10 each = 1/pk)	6
	5067-1597	Heater long-up 0.12 id, 1.6 µL internal
Heater long-down 0.12 id, 1.6 µL internal		3
Carrier for heat exchanger, TCC SL Plus		3
Flexible tubing, 280 mm, 0.12 mm id		2
SS capillary, 340 x 0.12 mm, m/m, n-s/n-s		1
SS capillary, 280 x 0.12 mm, ps/ps, 1 long nut, 1 short nut		6
SS capillary, 400 x 0.12 mm, ps-ns, 2 long nuts, 1 short nut		6
SS capillary, 280 x 0.17 mm, ps/ps, 2 long nut		1
Flexible capillary, 0.12 x 500 mm, no fittings		1
Column clip set, eight colors		2
Fitting holder assembly		3
Long fittings and ferrules, SS, 10/pk		1
5067-4601	Bottle head assembly	4
	Tefzel ferrules/SS rings, 1/8 in, 10/pk	1
	Flexible tubing, 1 ea / 1 meter	5
	PPS nuts, 1/8 in, 1/4-28 thread, 10/pk	1
	Long fittings and ferrules, SS, 10/pk	5

(Continued)

**Capillary Kit Contents**

<b>Part No.</b>	<b>Description</b>	<b>Quantity</b>	
5067-4646	SS capillary, 0.12 mm id, 340 mm pre-swaged	1	
	SS capillary, 0.17 mm id, 700 mm pre-swaged	1	
	SS capillary, 0.12 mm id, 90 mm pre-swaged	2	
	SS capillary, 0.12 mm id, 150 mm pre-swaged	2	
	SS capillary, 0.12 mm id, 280 mm pre-swaged	2	
	SS capillary, 0.12 mm id, 120 mm pre-swaged	1	
	SS capillary, 0.12 mm id, 200 mm pre-swaged	1	
	PTFE flexible tubing	1	
	Heat exchanger, long-up, 1.6 µL	1	
	Heat exchanger, long-down, 1.6 µL	1	
	Carrier for heat exchanger, TCC SL Plus	2	
	Fitting holder assembly	1	
	Column clip set, eight colors	1	
	5067-4682	SS capillary, 120 x 0.12 mm, ns ns, 1 large, 1 large	1
		SS capillary, 150 x 0.12 mm, ns ns, 1 large, 1 large	2
SS capillary, 200 x 0.12 mm, ns ps, 1 short, 1 large		1	
SS capillary, 280 x 0.12 mm, ns ns, 1 large, 1 large		2	
SS capillary, 340 x 0.12 mm, ps ns, 1 short, 1 large		1	
SS capillary, 0.17 mm id, 700 mm pre-swaged		1	
SS capillary, 90 x 0.12 mm, ns ns, 1 short, 1 large		2	
Column clip set, eight colors		1	
Fitting holder assembly		2	
Heater long-up 0.12 id, 1.6 µL internal		1	
Heater long-down 0.12 id, 1.6 µL internal		1	
Carrier for heat exchanger, TCC SL Plus		2	

(Continued)





## Capillary Kit Contents

Part No.	Description	Quantity
5067-4729	SS capillary, 0.8 x 0.11 mm, 340 mm, RF/M4	1
	SS capillary, 0.8 x 0.11 mm, 5000 mm, RF/M4	1
	SS capillary, 0.8 x 0.11 mm, 130 mm, lg RF/M4	8
	SS capillary, 0.8 x 0.17 mm, 150 mm, lg M4/M4	1
	SS capillary, 0.8 x 0.11 mm, 250 mm, lg ps/M4	1
	Flexible PEEK tubing	2
	Heater long-up 0.12 id, 1.6 µL internal	2
	Heat exchanger, long-down, 1.6 µL	2
	Carrier for heat exchanger, TCC SL Plus	2
	Fitting holder assembly	2
	Column clip set, eight colors	1
5067-4730	SS capillary, 340 x 0.17 mm, ps-ns, 1 short, 1 long	1
	SS capillary, 0.17 mm id, 700 mm pre-swaged	1
	SS capillary, 90 x 0.17 mm, ns-ns, 1 short, 1 long	4
	SS capillary, 150 x 0.17 mm, ns-ns, 1 large, 1 large	2
	SS capillary, 280 x 0.17 mm, ns-ns, 1 large, 1 large	2
	SS capillary, 120 x 0.17 mm, ns-ns, 1 large, 1 large	1
	SS capillary, 200 x 0.17 mm, ns-ps, 1 short, 1 large	1
	PTFE flexible tubing	1
	Column clip set, eight colors	1
5067-4800	SS capillary, 340 x 0.11 mm, SW-1/16/M4	1
	SS capillary, 0.17 mm id, 700 mm, SW-1/16/M4	1
	SS capillary, 90 x 0.11 mm, SW-1/16/M4	2
	SS capillary, 0.8 x 0.11 mm, 150 mm, large RF/M4	2
	SS capillary, 0.8 x 0.11 mm, 280 mm, large RF/M4	1
	SS capillary, 0.8 x 0.17 mm, 150 mm, large M4/M4	1
	SS capillary, 0.8 x 0.12 mm, 250 mm, large ps/M4	1
	PEEK tubing, 1/32 in od, 0.4 mm id, 450 mm	2
	Heat exchanger, long-down, 1.6 µL	1
	Heater long-up 0.12 id, 1.6 µL internal	1
	Carrier for heat exchanger, TCC SL Plus	2
	Fitting holder assembly	2
	Column clip set, eight colors	1

(Continued)

**Capillary Kit Contents**

<b>Part No.</b>	<b>Description</b>	<b>Quantity</b>
5067-4767	Capillary, 400 x 0.17 mm Bio	1
	Capillary, 300 x 0.17 mm Bio	2
	Fitting holder assembly	2
	Column clip set, eight colors	1
	Finger-tight fittings, long, 1/16 in, 10/pk	1
5067-4769	Capillary, 400 x 0.17 mm Bio	1
	Capillary, 300 x 0.17 mm Bio	4
	Fitting holder assembly	2
	Column clip set, eight colors	1
	Finger-tight fittings, long, 1/16 in, 10/pk	1
5067-5103	SS capillary, 340 x 0.17 mm, ps-ns SW-M4	1
	SS capillary, 0.17 mm id, 700 mm, SW-1/16/M4	1
	SS capillary, 90 x 0.17 mm, SW-1/16/M4	2
	SS capillary, 90 x 0.17 mm, RF/M4	2
	SS capillary, 0.8 x 0.17 mm, 150 mm, lg RF/M4	2
	SS capillary, 0.8 x 0.17 mm, 280 mm, lg RF/M4	2
	SS capillary, 0.8 x 0.17 mm, 150 mm, large M4/M4	1
	SS capillary, 0.8 x 0.12 mm, 250 mm, large ps/M4	1
	PEEK tubing, 1/32 in od, 0.4 mm id, 450 mm	1
	Column clip set, eight colors	1



## Detector Supplies

Agilent wavelength detectors combine exceptional flexibility with superior instrument control, data communication, and analytical capabilities. This section shows you how to maintain your detector's high level of selectivity and sensitivity.



### Detector Maintenance Tips

Symptom	What To Do	Additional Information
Lamp does not ignite	Exchange the lamp	Perform a wavelength calibration test and an intensity test after lamp replacement
Noise exceeds application limit	Exchange the flow cell	Perform a wavelength calibration test after flow cell replacement
Drift exceeds application limit	Exchange the lamp	Perform a wavelength calibration test and a pressure tightness test after flow cell replacement
Leaky flow cell (For G4212 only)	Exchange the flow cell	Perform a wavelength calibration test after flow cell replacement
Leaky flow cell (For all G1314/G1315/G1365 detectors)	Clean or exchange the flow cell	Perform a wavelength calibration test and a pressure tightness test after flow cell replacement
Lower intensity (For G4212 only)	Exchange the flow cell	Perform a wavelength calibration test after flow cell replacement
Lower intensity (For all G1314/G1315/G1365 detectors)	Clean or exchange the flow cell	Perform a wavelength calibration test and a pressure tightness test after flow cell replacement



Deuterium lamp, G1314-60100



Long life HiS Deuterium lamp, 5190-0917



Deuterium longlife lamp, 2140-0813



Long life Deuterium lamp, 5182-1530



Deuterium lamp, 2140-0590



Tungsten lamp assembly, G1103-60001

## Certified Lamps

- All lamps are tested for noise and drift specifications, correct operating voltage, light intensity and proper alignment
- Improved coating process increases Agilent lamp lifetimes up to 50%
- Agilent deuterium lamps are designed with a much narrower aperture providing increased light intensity and decreased noise – translating into an appreciably higher signal-to-noise ratio
- By providing higher sensitivity, Agilent lamps can extend detection capabilities and improve qualification at trace levels – for more than 2,000 hours of use

Agilent's lamps are manufactured in an ISO 9001 certified environment and are fully traceable throughout every step of the production process. Each lamp is then tested to ensure it meets Agilent's performance specifications. Test equipment is regularly calibrated using optical standards certified by NIST (National Institute of Standards and Technology) or PTB (Physikalisch-Technische Bundesanstalt).

### Detector Lamps

Description	Comments	Part No.
<b>Variable Wavelength Detector (VWD)</b>		
Long life Deuterium lamp with RFID tag	For G1314D/E/F	G1314-60101
Long life Deuterium lamp	For G1314A/B/C, 1120 and 1220 Infinity LC	G1314-60100
<b>Diode Array Detector (DAD)/Multiple Wavelength Detector (MWD)</b>		
Long life HiS Deuterium lamp (8-pin) with RFID tag	For G4212A/B	5190-0917
Long life Deuterium lamp with RFID tag	For G1315C/D and G1365C/D	2140-0820
Long life Deuterium lamp	For G1315A/B and G1365A/B	2140-0813
Long life Deuterium lamp	For G1315A/B and G1365A/B	5182-1530
Deuterium lamp	For G1315A/B and G1365A/B	2140-0590*
Tungsten lamp	For G1315A/B/C/D and G1365A/B/C/D	G1103-60001

\*Standard lamp for 1000 hours of use only

## Variable Wavelength Detector (VWD)

### VWD Flow Cell Selection

Typical Column Length (cm)	Typical Peak Width	Recommended Flow Cell				
< = 5	0.025	Micro Flow Cell			High Pressure Flow Cell For Pressure Above 100 bar	
10	0.05	0.05-0.2 mL/min	Semi-micro Flow Cell			
20	0.1				Standard Flow Cell	
> = 40	0.2					
Typical Flow Rate		0.05-0.2 mL/min	0.2-0.4 mL/min	0.4-0.8 mL/min	1-2 mL/min	0.05-5 mL/min
Internal Column Diameter		1.0 mm	2.1 mm	3.0 mm	4.6 mm	

### Flow Cell and Repair Kits for VWD\*

Description	Use With	Specifications	Part No.	Repair Kit Part No.
Standard flow cell, RFID	G1314D/E/F	10 mm, 14 $\mu$ L, 40 bar	G1314-60186	G1314-65061
Standard "D" type flow cell	G1314A/B/C	10 mm, 14 $\mu$ L, 40 bar	G1314-60086	G1314-65061
Semi-micro flow cell, RFID	G1314D/E/F	6 mm, 5 $\mu$ L, 40 bar	G1314-60183	G1315-68713
Semi-micro flow cell	G1314A/B/C	6 mm, 5 $\mu$ L, 40 bar	G1314-60083	G1315-68713
Micro flow cell, 3 mm, RFID	G1314D/E/F	2 $\mu$ L, 120 bar	G1314-60187	G1315-68713
Micro flow cell, 3 mm	G1314A/B/C	2 $\mu$ L, 120 bar	G1314-60087	G1315-68713
Micro flow cell, 5 mm	G1314A/B/C	1 $\mu$ L, 40 bar	G1314-60081	G1314-65052
High pressure flow cell, RFID	G1314D/E/F	10 mm, 14 $\mu$ L, 400 bar	G1314-60182	G1314-65054
High pressure flow cell	G1314A/B/C	10 mm, 14 $\mu$ L, 400 bar	G1314-60082	G1315-68713

\*For more information about what is included in each kit, see page 97.



Variable wavelength detector

**Capillaries for VWD Flow Cell**

<b>Flow Cell Description</b>	<b>Part No.</b>	<b>Inlet Capillary</b>	<b>Part No.</b>	<b>Outlet Capillary</b>	<b>Part No.</b>
Standard flow cell, RFID	G1314-60186	Inlet capillary, 0.17 mm id, 600 mm long	5062-8522	Waste capillary, PEEK, 0.25 mm id	5062-8535
Standard "D" type flow cell	G1314-60086			1/16 in finger-tight PEEK fitting, 2/pk	0100-1516
Semi-micro flow cell, RFID	G1314-60183	Inlet capillary, 0.12 mm id, 400 mm long	5021-1823	Waste capillary, PEEK, 0.25 mm id	5062-8535
Semi-micro flow cell	G1314-60083			1/16 in finger-tight PEEK fitting, 2/pk	0100-1516
Micro flow cell, 3 mm, RFID	G1314-60187	Inlet capillary, 0.12 mm id, 310 mm long	G1314-87301	Outlet capillary, 0.17 mm id, 120 mm long	G1314-87302
Micro flow cell, 3 mm	G1314-60087				
Micro flow cell, 5 mm	G1314-60081	Inlet capillary, 0.12 mm id, 400 mm long	5021-1823	Outlet capillary, 0.17 mm id, 120 mm long	G1314-87302
High pressure flow cell, RFID	G1314-60182	Inlet capillary, 0.17 mm id, 380 mm long	G1315-87311	Outlet capillary, 0.17 mm id, 120 mm long	G1314-87302
High pressure flow cell	G1314-60082				



## Diode Array Detector (DAD)/Multiple Wavelength Detector (MWD)



Diode array detector (DAD)/  
Multiple wavelength detector (MWD)

### Cleaning or Replacing DAD/MWD Flow Cells

- A decrease in detector performance or unusual noise levels may mean you have dirty flow cell windows
- Clean and reassemble one side of the flow cell before beginning the other side to prevent mixing the front and rear gaskets, which have different hole diameters
- While cleaning or replacing flow cell windows, if the washers fall out of the window assembly, they must be inserted in the correct order with a PTFE ring to prevent any leaks from the flow cell window
- Clean the cell body with water or isopropanol
- After opening the cell you should always use a new gasket

#### DAD/MWD Flow Cell Selection

Typical Column Length (cm)	Typical Peak Width	Recommended Flow Cell				
< = 5	0.025	80/500 nL Flow Cell				High Pressure Flow Cell
10	0.05		Semimicro Flow Cell			
20	0.1			Standard Flow Cell		
> = 40	0.2					
Typical Flow Rate		0.05-0.2 mL/min	0.2-0.4 mL/min	0.4-0.8 mL/min	1-2 mL/min	0.05-5 mL/min
Internal Column Diameter		0.3-1 mm	2.1 mm	3.0 mm	4.6 mm	

**Flow Cell and Repair Kits for DAD/MWD\***

Description	Use With	Specifications	Part No.	Repair Kit Part No.
Standard flow cell with RFID tag	G1315C/D, G1365C/D	10 mm, 13 $\mu$ L, 120 bar	G1315-60022	G1315-68712
Standard flow cell	G1315A/B, G1365A/B	10 mm, 13 $\mu$ L, 120 bar	G1315-60012	
Semi-micro flow cell, RFID	G1315C/D, G1365C/D	6 mm, 5 $\mu$ L, 120 bar	G1315-60025	G1315-68713
Semi-micro flow cell	G1315A/B, G1365A/B	6 mm, 5 $\mu$ L, 120 bar	G1315-60011	
Micro flow cell, RFID	G1315C/D, G1365C/D	3 mm, 2 $\mu$ L, 120 bar	G1315-60024	G1315-68713
Micro high-pressure flow cell	G1315A/B, G1365A/B	6 mm, 1.7 $\mu$ L, 400 bar	G1315-60015	
500 nL flow cell		10 mm, 50 bar	G1315-68724	
80 nL flow cell		6 mm, 50 bar	G1315-68716	
Preparative flow cell	G1315A/B, G1365A/B	3 mm, 120 bar, stainless steel	G1315-60016	G1315-68712
Preparative flow cell		0.3 mm, 20 bar, quartz	G1315-60017	
Preparative flow cell		0.06 mm, 20 bar, quartz	G1315-60018	
Max-Light cartridge cell	G4212A/B Infinity LC DAD	10 mm, 1.0 $\mu$ L, 60 bar	G4212-60008	
Max-Light cartridge cell	G4212A/B Infinity LC DAD	60 mm, 4.0 $\mu$ L, 60 bar	G4212-60007	
Max-Light cartridge test cell	Must be used to perform detector build-in tests		G4212-60011	
Max-Light ultra low dispersion flow cell	G4212A/B Infinity LC DAD	10 mm $V(\sigma) = 0.6 \mu$ L	G4212-60038	
Max-Light High Dynamic Range (HDR) flow cell	G4212A/B Infinity LC DAD	3.7 mm, $V(\sigma) = 0.9 \mu$ L	G4212-60032	

\*For more information about what is included in this kit, see page 97.



Max-Light cartridge cell, G4212-60008



Ultra-low dispersion flow cell, G4212-60038

**TIPS & TOOLS**



Learn more about how different flow cells impact your chromatography, and the High Dynamic Range (HDR) Flow Cell. See application note 5991-0115EN at [www.agilent.com/chem/library](http://www.agilent.com/chem/library)



Max-Light cartridge cell, interior view, 60 mm path for high concentrations, G4212-60007



Max-Light HDR flow cell, interior view, to show short 3.7 mm path length for high concentrations, G4212-60032



**Capillaries for DAD/MWD Flow Cell**

Flow Cell Description	Part No.	Inlet Capillary	Part No.	Outlet Capillary	Part No.
Standard flow cell with RFID tag	G1315-60022	Inlet capillary with heat exchanger, 0.17 mm id, 590 mm long	G1315-87321	Outlet capillary, 0.17 mm id, 200 mm long	G1315-87302
Standard flow cell	G1315-60012				
Semi-micro flow cell with RFID tag	G1315-60025	DAD heat exchanger capillary, 0.17 mm id, 310 mm long	G1315-87319	Outlet capillary, 0.12 mm id, 200 mm long	G1315-87306
Semi-micro flow cell	G1315-60011			Outlet capillary, 0.17 mm id, 200 mm long	G1315-87302
				Outlet capillary, 0.12 mm id, 200 mm long	G1315-87306
Micro flow cell with RFID tag	G1315-60024	DAD heat exchanger capillary, 0.12 mm id, 310 mm long	G1315-87339	Outlet capillary, 0.12 mm id, 200 mm long	G1315-87306
				Outlet capillary, 0.17 mm id, 200 mm long	G1315-87302
Micro high-pressure flow cell	G1315-60015	Inlet capillary with heat exchanger, 0.12 mm id, 290 mm long	G1315-87325	Outlet capillary, 0.12 mm id, 200 mm long	G1315-87306

**80 nL and 500 nL Flow Cell Supplies**

Description	Unit	Part No.
Fitting screw	10/pk	5063-6593
Double winged nuts and 1/32 in ferrules	10/pk	5065-4422
1/32 in ferrule and stainless steel lock ring, lite touch	10/pk	5063-6592
Union adjustment tool	2/pk	5022-2146
Universal ZDV union, stainless steel, no fittings	2/pk	5022-2184
Torque wrench adapter		G1315-45003
Open end wrench, 4 mm		8710-1534



Stainless steel fittings, male (G), 5063-6593



Double winged PEEK nut &amp; ferrule (WPF), 5065-4422



ZDV universal union, 5022-2184



Wrench, open end, for use with PEEK-coated fused silica capillaries, 8710-1534

**500 nL Flow Cell and Replacement Parts**

Description	Comments	Part No.
500 nL flow cell	Contains quartz flow cell with 10 mm path length and 500 nL volume and connecting capillaries, max 50 bar pressure	G1315-68724
Sealing kit	Includes torque adapter, 2 cell seal assemblies, 5 LiteTouch front and back ferrules	G1315-68715
Quartz cell body, 10 mm		G1315-80001
Cell seal assembly, 500 nL		G1315-87101
Fused silica/PEEK capillary, 100 µm id, 30 cm long	Inlet	G1315-87333
Fused silica/PEEK capillary, 50 µm id, 40 cm long	Inlet	G1315-87323
Fused silica/PEEK capillary, 100 µm id, 12 cm long	Outlet	G1315-87338
Fused silica/PEEK capillary, 50 µm id, 12 cm long	Outlet	G1315-87328

**80 nL Flow Cell and Replacement Parts**

Description	Comments	Part No.
80 nL flow cell	Contains quartz flow cell with 6 mm path length and 80 nL volume and connecting capillaries, max 50 bar pressure	G1315-68716
Sealing kit for 80 nL flow cell	Includes torque adapter, 2 cell seal assemblies, 5 LiteTouch front and back ferrules and 5 sleeves for 360 µm od capillaries	G1315-68725
Quartz cell body, 80 nL, 6 mm path length		G1315-80002
Fused silica/PEEK capillary, 50 µm id, 40 cm long	Inlet	G1315-87323
Fused silica/PEEK capillary, 50 µm id, 12 cm long	Outlet	G1315-87328
Fused silica/PEEK capillary, 25 µm id, 20 cm long	Inlet	G1315-87313
Fused silica/PEEK capillary, 25 µm id, 60 cm long	Outlet	G1315-87318

**Preparative Flow Cells and Replacement Parts**

Description	Part No.
Preparative flow cell, 0.3 mm, 20 bar, quartz	G1315-60017
Preparative flow cell, 0.06 mm, 20 bar, quartz	G1315-60018
PTFE tubing, 0.8 mm id, 2 m	G1315-67301
PTFE tubing, 0.5 mm id, 0.8 m	G1315-67302
Cell housing	G1315-27705
1/16 in finger-tight PEEK fitting, 2/pk	0100-1516
Quartz body, 0.3 mm	G1315-80004
Quartz body, 0.06 mm	G1315-80003
Prep flow cell, stainless steel, 3 mm, 120 bar	G1315-60016
Stainless steel connecting capillary, 0.5 mm, 250 mm	G1315-87305



Finger-tight PEEK fitting (SPF), 0100-1516

## Detector Maintenance Kits

### Detector Maintenance Kits

Description	Kit Contents	Part No.
<b>Variable Wavelength Detector (VWD)</b>		
Standard "D" type flow cell kit	Includes 2 windows, 2 gaskets #1, 2 gaskets #2	G1314-65061
Semi-micro flow cell kit	Includes 2 windows, 4 gaskets: 2 standard #1, 1 semi-micro #1, 1 semi-micro #2	G1314-65056
Micro flow cell kit	Includes 2 windows, 2 gaskets #1, 2 gaskets #2	G1314-65052
Cell repair kit, semi-micro	Includes window screw kit, 4 mm hexagonal wrench and seal kits	G1315-68713
High-pressure flow cell kit	Includes 2 windows, 2 Kapton gaskets and 2 PEEK rings	G1314-65054
<b>Diode Array Detector (DAD)/Multiple Wavelength Detector (MWD)</b>		
Cell repair kit	Includes window screw kit, 4 mm hexagonal wrench and seal kit	G1315-68712
Cell repair kit, semi-micro	Includes window screw kit, 4 mm hexagonal wrench and seal kits	G1315-68713
Sealing kit for 500 nL flow cell	Includes torque adapter, 2 cell seal assemblies, 5 lite touch front and back ferrules	G1315-68715
Sealing kit for 80 nL flow cell	Includes torque adapter, 2 cell seal assemblies, 5 lite touch front and back ferrules and 5 sleeves for 360 µm od capillaries	G1315-68725



1200 Series Evaporative Light Scattering Detector



Standard flow nebulizer, G4218-20000



Cartridge for gas regulator, G4218-40150

## Other Detectors

### G4218A 1200 Series Evaporative Light Scattering Detector Supplies

Description	Part No.
Standard flow nebulizer	G4218-20000
Semi-micro flow nebulizer	G4218-20001
Large flow nebulizer	G4218-20002
Micro flow nebulizer	G4218-20003
RRLC nebulizer	G4218-20004
Nebulization chamber, glass	G4218-40000
Black plastic nut, 13 mm diameter, glassware	G4218-40010
Black plastic nut, 22 mm diameter, glassware	G4218-40011
Black exhaust tube, 2.5 m	G4218-40110
Bulkhead	G4218-40130
Cartridge, 0.01 µm for gas regulator	G4218-40150
Pneumatic tube with stainless steel fitting	G4218-40220
Drain tube with stainless steel fitting	G4218-40100
Gas regulator with 0.01 µm filter and manometer	G4218-60100
Seal kit for nebulization chamber	G4218-68010
Caffeine standard, 250 µg/mL	G4218-85000

### G1362A 1100/1200 Series Refractive Index Detector (RID) Supplies

Description	Part No.
Tubing kit Includes 300 mm recycle valve to recycle port, 200 mm recycle valve to waste port, 120 mm purge valve to recycle valve, 270 mm purge valve to sample cell, 170 mm purge valve to reference cell	G1362-68709
Interface tubing kit Includes 1/8 in ferrule, 1/3 in nut, PTFE tubing	G1362-68706
Interface capillary, 400 mm, 0.17 mm id	G1362-87300
Restriction capillary, 0.17 mm id	G1362-87301

**G1321A/B 1100/1200 Series Fluorescence Detector (FLD) Supplies**

Description	Part No.
Detector lamp	2140-0600
Flow cell, 8 $\mu$ L, 20 bar	G1321-60005
Flow cell, 4 $\mu$ L	G1321-60015
Cuvette kit, 8 $\mu$ L, 20 bar	G1321-60007
Includes tubing, stainless steel fitting, front and back ferrule, PEEK fitting, syringe needle and syringe	
Cut-off filter kit:	
389, 408, 450, 500, 550 nm	5061-3327
380, 399, 418, 470, 520 nm	5061-3328
280, 295, 305, 335, 345 nm	5061-3329
Corrugated tubing, polypropylene, 6.5 mm id, 5 m	5062-2463
PTFE tubing, FEP, 0.7 mm id, 5 m	5062-2462
1/16 in finger-tight PEEK fitting, 2/pk	0100-1516
Column connecting capillary with fittings, 380 x 0.17 mm	G1315-87311
1/16 in stainless steel front ferrule, 10/pk	5180-4108
1/16 in stainless steel back ferrule, 10/pk	5180-4114
1/16 in stainless steel fitting, 10/pk	5061-3303
Fluorescence detector calibration sample, 1 g glycogen	5063-6597
Open end wrench, 1/4 and 5/16 in	8710-0510
Glass syringe	9301-1446
Syringe needle	9301-0407



Flow cell for G1321A fluorescence detector, G1321-60005



Finger-tight PEEK fitting (SPF), 0100-1516



Stainless steel front ferrules, 5180-4108



Back ferrules 1/16 in, 5180-4114

## 1100/1200 Series Chip LC Supplies

### 1100/1200 Series Chip LC Supplies

Description	Part No.
Rotor, inner valve, 3 grooves, chip LC	G4240-23705
Rotor, outer valve, 5 grooves, chip LC	G4240-25206
PEEK fitting, special for chip LC	G4240-43200
Fused silica/PEEK capillary, 15 $\mu$ m, 90 cm Nano pump to chip cube	G4240-87300
Fused silica/PEEK capillary, 25 $\mu$ m, 105 cm Micro well plate sampler to chip cube	G4240-87301
Fused silica/PEEK capillary, 100 $\mu$ m, 100 cm Chip cube to waste	G4240-87302
Fused silica/PEEK capillary, 75 $\mu$ m, 100 cm Syringe pump to chip cube	G4240-87303
Fused Silica/PEEK capillary, 50 $\mu$ m, 50 cm	G4240-87304
Inline micro filter kit, 0.5 $\mu$ m, PEEK Use with chip cube LC system	5067-1582
Fitting with 0.5 $\mu$ m PEEK frit, 10/pk	5067-1584
PEEK fitting for use with 1/32 in od, 10/pk	5067-1585
PEEK sample transfer capillary, 25 $\mu$ m, 100 cm Micro inline filter to chip cube (Phospho-Chip application)	G4240-87309
PEEK capillary, 25 $\mu$ m, 10 cm Micro well plate samper to micro inline filter (Phospho-Chip application)	G4240-87310

## Bio-inert Supplies

### Agilent 1260 Infinity Bio-inert Quaternary LC Supplies

For your challenging bio-molecule analyses, the new 1260 Infinity Bio-inert Quaternary LC System sets new standards in performance, reliability, and robustness. Analysis of proteins and biotherapeutics usually presents the most challenging solvent conditions for any LC instrument. In addition, bio-molecules tend to bind unspecifically to surfaces, requiring tedious procedures. To address these needs, Agilent designed this application-specific LC instrument for bio-molecular analysis – without any compromise in performance – built on the proven Agilent 1200 Infinity platform technology.

The Agilent 1260 Infinity Bio-inert Quaternary LC features bio-inertness for all components without exception. The sample flow path through autosampler, capillaries and a variety of detectors are completely metal-free, with only PEEK and ceramic components coming into contact with your bio-molecule. Thus, the uncertainty of secondary interaction for proteins and peptides with surfaces which can result in peak tailing, low recovery and decreased column lifetime is minimized – and your confidence maximized.

#### 1260 Bio-inert Quaternary Pump Parts

Description	Part No.
Bio-inert purge valve	G5611-60061
Bio-inert active inlet valve	G5611-60025
Bio-inert cartridge for active inlet valve, 600 bar	G5611-60020
Bio-inert outlet ball valve	G5611-60067
Sapphire plunger	5067-4695
Bio-inert piston seal	G5611-21503
Bio-inert wash seal	0905-1731
Bio-inert seal keeper	G5611-26210
Bio-inert support ring	G5611-63010
Preventative maintenance kit for Bio-inert quaternary pump	G5611-68741

#### 1260 Bio-inert High Performance Autosampler Parts

Description	Part No.
2 position/6 port valve head, 600 bar	5067-4131
Rotor seal, 3 grooves, max 600 bar	0101-1416
Bio-inert stator	5068-0060
Stator face, ceramic	0100-1851
Bio-inert needle, 600 bar	G5667-87200

(Continued)



#### TIPS & TOOLS

For information on the family of complementary Biocolumns, turn to page 350.



Stator face, ceramic, 0100-1851

### 1260 Bio-inert High Performance Autosampler Parts

Description	Part No.
Tool for needle adjustment	G5667-40500
Bio-inert needle seat assembly, 600 bar	G5667-87017
Sapphire plunger	5067-4695
Bio-inert piston seal	G5611-21503
Sample loop, 100 µL, Bio-inert	G5667-60320

### 1260 Bio-inert Valve Parts



Rotor seal, 2 position/6 port, 600 bar for G1316B, 0101-1409

Description	Use With	Part No.
Rotor seal, 3 grooves, max 600 bar	Bio-inert 2 position/6 port switching valve	0101-1409
Bio-inert stator	Bio-inert 2 position/6 port switching valve	5068-0060
Stator face, ceramic	Bio-inert 2 position/6 port switching valve	0100-1851
Bio-inert rotor, 2-position/10-port, 600 bar		5068-0041
Bio-inert stator, 2-position/10-port, 600 bar		5068-0040
Bio-inert rotor seal, 4 column PEEK	Bio-inert 4 column selection valve	5068-0045
Bio-inert PEEK tube from valve to needle		G5664-86703
Bio-inert PEEK tube valve to detector		G5664-86706
Bio inert 12 position/13 port, solvent selection valve	G4235A	5067-4159

### 1260 Bio-inert Detector Parts



Bio-inert union, 600 bar, 5067-4741

Description	Use With	Part No.
Bio-inert standard flow cell, with RFID tag	G1315C/D and G1365C/D	G5615-60022
Bio-inert max light cartridge cell	G4212A/B	G5615-60017
Bio-inert max light cartridge cell	G4212A/B	G5615-60018
Bio-inert FLD flow cell	G1321B	G5615-60005
PEEK tubing		0890-1763

### 1260 Bio-inert Fittings

Description	Part No.
Bio-inert union, stainless steel with PEEK insert 600 bar	5067-4741

### 1260 Bio-inert Column Compartment



Bio-inert low dispersion heat exchanger, G5616-60050

Description	Part No.
Bio-inert low dispersion heat exchanger	G5616-60050



## LC/MS Supplies

Combined with Agilent's industry-leading LC systems, our single quadrupole, ion trap, triple quadrupole, TOF and Q-TOF LC/MS solutions combine world-class performance with legendary reliability and ease-of-use.

This section contains all of the mass spectrometry supplies you need to keep your LC mass spectrometer running at peak performance.



### LC/MS Maintenance Schedule

Procedure	When to Perform
Flush the nebulizer	Daily or at the end of each shift to flush traces of samples and buffers out of the tubing, valves, and nebulizer.
Clean the electrospray spray chamber	Daily or anytime you suspect carryover contamination from one sample or analysis to another.
Replace the electrospray nebulizer needle	When the needle is plugged. Common symptoms of a plugged needle are increased LC backpressure, off-axis spraying, or dripping from the nebulizer.
Clean the APCI spray chamber	Daily or anytime you suspect carryover contamination from one sample or analysis to another.
Replace the APCI nebulizer needle	When the needle is plugged. Common symptoms of a plugged needle are increased LC backpressure or off-axis spray from the nebulizer.
Clean the multimode source	Daily or anytime you suspect carryover contamination from one sample or analysis to another, or when you must access the end cap and capillary cap for cleaning and inspection.
Check calibrant levels	Monthly or weekly if you tune the LC/MS frequently.





Agilent 6100 Series  
Single Quadrupole LC/MS, G6140A

## LC/MS Preventive Maintenance Kit

For your convenience, the LC/MS Preventive Maintenance Kit has the recommended common supplies needed for most Agilent LC/MS systems. Unique source parts should be ordered separately.

### LC/MS Preventive Maintenance kit

Description	Part No.
LC/MS Preventive Maintenance kit	5190-1443
Foreline pump (rotary pump) oil, Inland 45, 1 L, for E1M18/E2M28	6040-0834
Oil mist filter element for E2M18	1535-4970
Filter element, 5 µm, 5/pk	0100-2051
Spring, canted coil, 4/pk	1460-2571
Big hydrocarbon trap, 1/4 in fittings	BHT-4
Rotor seal, Vespel, pH 0 to 10	0100-1855



Foreline pump oil, 6040-0834



Oil mist filter element for E2M18, 1535-4970



### TIPS & TOOLS

Save ordering time and money with the LC/MS PM Kit! It contains the common supplies specified in Agilent service engineer preventive maintenance procedure for LC/MS platforms.

LC/MS Supplies

Description	6100 Series	6200 Series	6300 Series	6400 Series	6500 Series	Part No.
	Single Quadrupole LC/MS			TOF LC/MS		
ES nebulizer assembly, original	✓	✓	✓	✓	✓	G1946-60098
ES nebulizer needle (original) replacement kit	✓	✓	✓	✓	✓	G2427A
ES nebulizer assembly, new	✓	✓	✓	✓	✓	G1958-60098
ES nebulizer needle (new) replacement kit	✓	✓	✓	✓	✓	G1958-60136
APCI nebulizer assembly	✓	✓	✓	✓	✓	G1946-60037
APCI nebulizer needle replacement kit	✓	✓	✓	✓	✓	G2428A
Needle assembly APCI/Multimode	✓	✓	✓		✓	G1947-60103
Corona needle APCI/Multimode	✓	✓	✓	✓	✓	G1947-20029
Capillary cap, high temperature, 3.0 mm	✓	✓	✓	✓	✓	G1946-20301
Capillary, 0.5 mm id, dielectric*	✓		✓			G1946-80009
Capillary, 0.6 mm id, dielectric*	✓	✓	✓	✓	✓	59987-20040
Capillary, 0.6 mm id, resistive, fast polarity switching*				✓		G1960-80060
Spring, canted coil, 0.25 in id, 0.53 mm	✓	✓	✓	✓	✓	1460-2571
1/6 in tee, low dead volume, stainless steel		✓			✓	0100-0969

\*Dielectric capillary supports standard polarity switching only. Resistive capillary supports fast polarity switching.

(Continued)



Corona needle APCI, G1947-20029

TIPS & TOOLS

ES nebulizer (original) is compatible with the following ion sources:

- ESI G1948A with Serial Number < US91801994
- ESI G1948B with Serial Number < US91201787
- Multimode G1978A with Serial Number < US90800804
- Multimode G1978B with Serial Number < US90700787
- Dual ESI G3251A with Serial Number < US91200355
- Dual ESI G3251B with Serial Number < US91200355



LC/MS Supplies

Description	6100 Series	6200 Series	6300 Series	6400 Series	6500 Series	Part No.
	Single Quadrupole LC/MS			TOF LC/MS		
Syringe adapter			✓			9301-1291
Syringe pump			✓			3162-0178
1/16 in finger-tight PEEK fitting		✓	✓		✓	0100-1516
Female luer to female 10/32 adapter		✓	✓		✓	0100-2304
PEEK tubing		✓	✓		✓	0890-1915
Gas-tight syringe, PTFE Luer lock		✓	✓		✓	5182-9710
High-throughput skimmer, 2 mm		✓		✓	✓	G1969-20302
Skimmer 1 (G1956A/B)	✓					G1956-20302
HED assembly	✓					G1946-80019
HED assembly (G6140A, G6460A, G6530A)				✓		G2571-80103
HED assembly		✓				G1956-80000
Electron multiplier replacement horn	✓	✓		✓		05971-80103
Replacement horn and dynode	✓		✓	✓		G2441-80010



Electron multiplier replacement horn,  
05971-80103

**LC/MS Foreline Pump Supplies**

Description	Part No.
Oil mist filter kit for E1M18/E2M28	3162-1056
Oil mist cartridge filter for MS40+	G1960-80039
Oil return kit	3162-1057
Foreline pump (rotary pump) oil, Inland 45, 1 L, for E1M18/E2M28	6040-0834
Foreline pump (rotary pump) oil, 4 L, for E1M18/E2M28	6040-0798
Foreline exhaust adapter	59980-20134
Hose clamp	1400-0563
Oil mist filter element for E2M18	1535-4970
KF25 clamp, stainless steel	0100-0549
KF25 coseal (inside clamp)	0100-1597
Exhaust tubing	0890-1727
Pump oil drip pan	G1946-00034



Adding foreline pump (rotary pump) oil, 4 L

**LC/MS Chemicals**

Description	6100 Series		6300 Series	6400 Series		6500 Series	Part No.
	Single Quadrupole LC/MS	TOF LC/MS		Triple Quadrupole LC/MS	Accurate-Mass Q-TOF LC/MS		
ES/APCI positive ion performance standard, 5 x 1 mL ampoules	✓	✓		✓	✓		G2423A
Electrospray LC demo sample (Sulfamix)	✓			✓*			59987-20033
ESI+APCI LC demo sample	✓						G1978-85000
ES negative ion performance standard, 5 x 1 mL ampoules	✓			✓			G2424A
APCI negative ion performance standard, 5 x 1 mL ampoules	✓						G2425A
ES/APCI positive ion performance standard	✓						G1946-85004
Multiple-charge compound performance evaluation sample (horse heart myoglobin)	✓						G2426A
ES/APCI positive ion performance standard, 5 x 1 mL ampoules	✓						G2423A
ES-TOF reference mix, 6 x 2 mL ampoules		✓				✓	G1969-85001
ES-TOF biopolymer reference standard kit		✓					G1969-85003
Flushing solvent	✓	✓	✓	✓	✓		G1969-85026
High purity water, 4 L	✓	✓	✓	✓	✓		8500-2236
Methyl alcohol, 1 L	✓	✓	✓	✓	✓		8500-1867
Ammonium formate	✓	✓	✓	✓	✓		G1946-85021
Formic acid, 5 mL	✓	✓	✓	✓	✓		G2453-85060
Acetonitrile, 1 L	✓	✓	✓	✓	✓		G2453-85050

\*Recommended item for familiarization

**LC/MS Common Supplies\***

<b>Description</b>	<b>Part No.</b>
<b>Common Parts</b>	
Filter element, 5 µm, 5/pk	0100-2051
Rotor seal, Tefzel, pH 0 to 14	0100-1854
Rotor seal, Vespel, pH 0 to 10	0100-1855
Inlet filter assembly	G1946-60180
SSV long drain tubing assembly	G1969-60086
Spring, canted coil	1460-2571
<b>Cleaning Supplies</b>	
Abrasive mesh, 4000 grit	8660-0827
Capillary cleaning wire for dip tube	G1946-80054
Cleaning powder, dielectric capillary, Alconox	5190-1401
Cloths, lint-free	05980-60051
Cotton swabs, 100/pk	5080-5400
<b>Gas Purifiers</b>	
Big hydrocarbon trap, 1/4 in fittings	BHT-4
Big moisture trap, 1/4 in fittings	BMT-4
Big universal trap, 1/4 in fittings	RMSN-4
Big universal trap, 1/8 in fittings, Nitrogen	RMSN-2
<b>Tools</b>	
LC/MS tool kit	G1946-60157
Nebulizer adjustment fixture	G1946-20215
Nebulizer 25X magnifier	G1946-80049
Plastic tubing cutter	8710-1930
Screwdriver, Torx T15	8710-1622
Screwdriver, Torx T20	8710-1615
Open end wrench, 1/4 and 5/16 in	8710-0510
Wrench, 1/2 and 7/16 in	8710-0806
Needle nose pliers, pointed serrated jaws	8710-0004
3 mm wrench for nebulizer needle adjustment	8710-2699

\*These parts are common to all LC/MS systems



## Quiet Cover

Agilent has a solution to the frequent maintenance of LC/MS and ICP-MS rough pumps (visual check of oil levels, oil changes, oil additions, clean-up of oil leaks, etc.), as well as the inherent noise produced by the pumps. Quiet Covers are designed for easy movement, maintenance, and better living with rough pumps used with Agilent and other LC/MS systems.

- Locking castors to move heavy pump for maintenance
- No tools necessary to remove sectioned cover for easy access to pump
- Built in lift-and-tilt lever raises end of pump to drain oil
- Removable drip pan with well and hand holds to collect and transport oil
- Sound absorbing cabinet with resistant foam insulation to reduce pump noise
- Pump mounted to minimize vibration
- 2 Integrated fans maintain temperature inside cover
- LEDs and audible alarm if temperature exceeds 35 °C limit
- Maximum ambient temperature of 35 °C when airflow is neither restricted nor recycled
- Standard one-year warranty; installation and familiarization included with new LC/MS or ICP-MS orders

Please check [www.agilent.com/chem/quietcover](http://www.agilent.com/chem/quietcover) for the most up-to-date instrument compatibility guide.

Please confirm rough pump used in your Agilent system to ensure compatibility.

### Quiet Cover

Description	Compatible Pump Models	Part No.
Quiet Cover	BOC Edwards Pumps, E2M28, E2M18, or E1M18	G3199B
Quiet Cover MS	Agilent MS40+	G6011A
Quiet Cover DS	Agilent DS202, DS302, DS402, and DS602	G6012A
Quiet Cover TS	Agilent TS300, TS300INV, TS600, TS600INV, and TS800	G6013A
Quiet Cover GC/MS*	Agilent DS42, Pfeiffer Duo 2.5	G6014A

\*This model does not contain all features.



Quiet Cover MS, G6011A



Quiet Cover DS, G6012A



Quiet Cover MS, G6011A

## LC/MS Standards Kits

### LC/MS Standards Kits

Description	Part No.
Caffeine standards kit for LC/MS OQ/PV	8500-6917
Caffeine standards kit for LC/MS-Trap OQ/PV	5065-9908
Sulfa drug standards kit for LC/MS OQ/PV	5188-6523

### LC/MS Application Kit Standards

Description	Part No.
LC/MS pesticide checkout mixture	5190-0469
LC/MS pesticide comprehensive mixture	5190-0551
LC/MS toxicology checkout mixture	5190-0556
LC/MS toxicology comprehensive mixture	5190-0555
LC/MS vet drug checkout mixture	5190-0443
LC/MS vet drug comprehensive mixture	5190-0554

### LC/MS Calibrant Mixes

Description	Part No.
Calibrant, ES	G2421-60001
APCI/APPI calibrant solution, 100 mL	G2432A
ESI tuning mix for ion trap, 100 mL	G2431A
ES-TOF tuning mix, 100 mL	G1969-85000
APCI-L low concentration tuning mix, 100 mL	G1969-85010
MMI-L low concentration tuning mix, 100 mL	G1969-85020



**LC/MS Calibrant Mix and Source Compatibility Matrix**

Source	6100 Series Single Quadrupole LC/MS*	6140A/6150B Single Quadrupole LC/MS	6200 Series TOF LC/MS	6300 Series Ion Trap LC/MS	6400 Series Triple Quadrupole LC/MS	6500 Series Accurate-Mass Q-TOF LC/MS
ESI	G2421-60001	G1969-85000	G1969-85000	G2431A	G1969-85000	G1969-85000
APCI	G2432A	G1969-85010	G1969-85010	G2432A	G1969-85010 <sup>2</sup>	G1969-85010 <sup>2</sup>
APPI	G2432A	G2432A	G1969-85010	G2432A	G2432A <sup>2</sup>	G1969-85010 <sup>2</sup>
MMI	G2432A	G1969-85000	G1969-85020	G2432A	G1969-85020	G1969-85020
NanoESI			G1969-85000 <sup>4</sup>	G2431A		G1969-85000 <sup>4</sup>
HPLC-Chip Cube		G1969-85000 <sup>2</sup>	G1969-85000 <sup>4</sup>	G2431A <sup>1</sup>	G1969-85000 <sup>3</sup>	G1969-85000 <sup>4</sup>

\*G6110A, G6120A/B, G6130A/B

<sup>1</sup>5X dilution suggested

<sup>2</sup>No autotune

<sup>3</sup>ESI positive tune only

<sup>4</sup>Calibration only



# Agilent CrossLab

Agilent CrossLab offers a growing portfolio of HPLC supplies manufactured for seamless performance with a variety of non-Agilent analytical instruments in your lab. Look inside this selection guide to find a wide range of products for your applications.

We currently support:

- Waters
- Shimadzu
- Dionex\*
- CTC Analytics
- And more to come

Our growing portfolio includes the following products:

- Autosampler syringes
- Capillaries, tubing, and fittings
- Detector lamps
- Performance Maintenance kits
- Pump supplies
- Sample loops
- Valve supplies
- Vials and closures
- Well plates and sealing mats

Agilent CrossLab is more than supplies:

- Over 40 years of chromatography expertise
- The right supplies for both routine and challenging applications
- Hassle-free operations and reproducible results
- High-quality products manufactured to Agilent standards
- Technical and application support
- Dependable worldwide availability and delivery
- Convenience of consolidating purchasing
- 90-day risk free money back guarantee

\*Dionex is now a part of Thermo Scientific

Agilent CrossLab works with **WATERS** | **SHIMADZU** | **THERMO SCIENTIFIC** | **AND MORE**

## CrossLab Detector Lamps

Our detector lamps are designed for precise alignment and thermal stability



Long-life deuterium lamp, 8005-0705

Agilent CrossLab lamps are designed and built to be compatible with a wide variety of detectors, including Variable Wavelength Detectors (VWD), Multiple Wavelength Detectors (MWD), and Diode Array Detectors (DAD) or Photodiode Array Detectors (PDA). All the lamps adhere to the tightest specifications for consistent quality and reproducible performance over the entire lifetime of the lamps. Test equipment is regularly calibrated using optical standards certified by NIST (National Institute of Standards and Technology) or PTB (Physikalisch-Technische Bundesanstalt).

- Manufactured in an ISO 9001 certified environment
- Quartz glass bulbs for extended lifetime
- Individually tested for light intensity, noise and drift, correct operating voltage, and proper alignment for low lamp-to-lamp variability
- Tight QA/QC with traceability for each lamp throughout every step of the product process
- Both deuterium lamps and tungsten lamps available

### Deuterium lamps

- High output stability and intensity for extended detection capabilities and improved qualification at trace level
- Guaranteed lifetime of 2,000 hours

### Tungsten lamps

- Offer coverage in the visible wavelength range for high sensitivity detection
- Average lifetime range from 1,200 to 5,000 hours depending on operation conditions such as operation cycles, soft start, and operation voltage

#### TIPS & TOOLS

Each time after a replacement of a detector lamp, it is recommended to perform a wavelength calibration test and an intensity test after warm up.



#### TIPS & TOOLS

An Agilent CrossLab Supplies Selection Tool is available to help you choose the correct supplies for your non-Agilent instrument. For more information, visit [www.agilent.com/chem/SelectCrossLab](http://www.agilent.com/chem/SelectCrossLab)





Snap top vials with write-on spot, 8010-0025

## CrossLab Vials and Closures

Agilent CrossLab vials and closures are thoroughly tested to ensure the highest level of quality. Additionally, CrossLab vials are designed for use in a wide range of non-Agilent GCs and LCs, including those from Bruker (formerly Varian), Dionex (now Thermo Scientific), PerkinElmer, Shimadzu, and Thermo Scientific. They are:

- Manufactured in an ISO 9001 certified facility
- Made from First Hydrolytic Type 1 Class A or Class B borosilicate glass, which conforms to US FDA, USP, and EU Pharmacopeia standards
- Protected by proprietary packaging with a crush barrier to reduce vial breakage
- Packaged in material that has been tested and selected for cleanliness
- Subjected to rigorous end-of-line sampling and quality control procedures to ensure all vials remain within specifications
- Compatible with a wide variety of autosamplers regardless of make and model

For Agilent CrossLab Vials and Closures ordering information please see the General Chromatography catalog (publication # 5991-1059EN)  
[www.agilent.com/chem/library](http://www.agilent.com/chem/library)

### TIPS & TOOLS



#### Easy, Reliable pH Testing, Designed for Chromatographers

Agilent now offers a full line of pH meters and electrodes. Designed for chromatographers, these pH meters offer intuitive user design and exceptional ruggedness for your lab.

Learn more at [www.agilent.com/chem/phmeters](http://www.agilent.com/chem/phmeters)



# CrossLab Well Plates and Sealing Mats

Choose the cleanest well plates and sealing mats for your autosamplers



96-well plate, 8010-0534

## Advantages of Agilent CrossLab well plates:

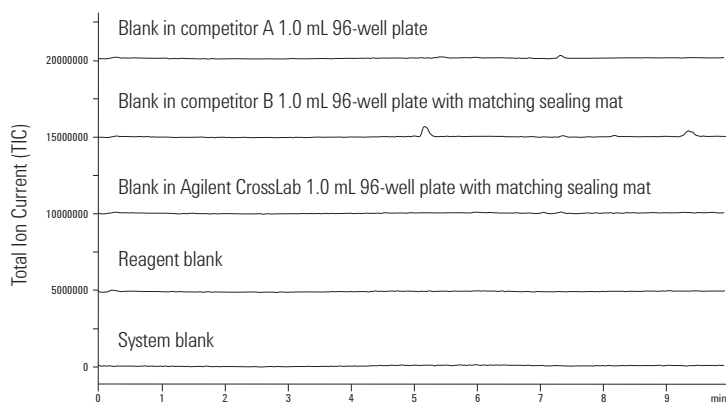
- Made from polypropylene
- Free from RNase, DNase, Endotoxins, and human DNA
- Chemically resistant to common solvents
- Autoclavable (121 °C/20 min)
- Alpha-numeric grid
- Compatible with pipetting workstations and multi-channel pipettes
- Raised rims are available with 0.5 mL and 1.0 mL deep well plates for efficient sealing and a reduced risk of cross-contamination during rigorous vortexing
- Available in 96- or 384-well plate format
- 96-well plates range from 0.2 mL to 2 mL
- 384-well plates available in 0.1 mL and 0.25 mL
- Stackable

## Advantages of Agilent CrossLab sealing mats:

- Protect well contents during storage
- Free from RNase, DNase, Endotoxins, and human DNA
- Highly flexible for a tight seal and exact fit
- Insets in every well eliminate the need for glue during connection
- Pierceable with pipette tips (0.5 mL and 1.0 mL sealing mats)
- Prevent solvent evaporation
- Made from thermoplastic elastomer (TPE) or ethylene-vinyl acetate (EVA)
- Compatible with common solvents

For Agilent CrossLab Well Plates and Sealing Mats ordering information please see the General Chromatography catalog (publication # 5991-1059EN)  
[www.agilent.com/chem/library](http://www.agilent.com/chem/library)

## Cleanliness of well plates and sealing mats: Agilent CrossLab vs. the competition



The chemical extraction experiments demonstrate the superior cleanliness of the Agilent CrossLab well plates and sealing mats compared to the competition, making them ideal for LC/MS applications.

LC/MS ESI positive chromatogram comparison. Reagent blank: 1:1 Acetonitrile/H<sub>2</sub>O with 0.1% formic acid

## CrossLab Autosampler Syringes and Manual Syringes

Agilent's CrossLab HPLC syringe portfolio contains a broad selection of syringe styles and volumes to provide what you need for accurate and effective sampling. From autosampler syringes in both large or small volume, to syringes for pump priming, CrossLab syringes meet all form, fit, and function criteria to support your HPLC systems.

- Accuracy to within  $\pm 1\%$  of nominal volume with a precision of 1% at 80% of the total volume
- A chemically inert fluid path of stainless steel, borosilicate Type I glass, or PTFE
- Robust design for long lifetime

### Agilent CrossLab Syringe Features



Syringe terminations at the end of the syringe barrel function as the interface between the syringe and its mating connection such as the needle. Terminations are offered in a number of different needle and connection configurations to accommodate a broad range of applications.

### Fixed Needle



- Economical option for injections
- Preferred for applications requiring trace level samples
- Needle is cemented into the glass syringe barrel at a point corresponding to the zero graduation mark
- Dead volume is limited to the needle's internal volume
- Not autoclavable
- Recommended for use where probability of needle bending is minimal

### Removable Needle



- Versatile option for injections
- Needle seats precisely at the zero graduation mark
- Needle can be replaced if damaged or clogged
- Allows for a removable needle without increasing dead volume
- Ideal for when there is a risk of needle clogging
- Autoclavable when disassembled (repeated autoclaving shortens syringe life)

### PTFE Luer Lock

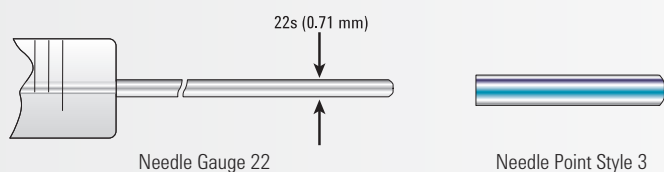


- PTFE, male Luer taper with nickel-plated brass locking hub for use with Kel-F needles or metal hub needles, and universal connectors
- Autoclavable when disassembled, except on 25 mL or greater syringes (repeated autoclaving shortens syringe life)

### Chem



- ¼-28 UNF male fitting thread connection
- Used for low-volume applications where system dead volume must be minimized
- Can be screwed directly into injection valves



**Note:** Most manual HPLC injection valves are designed to be used with a 22-gauge, or a 22s-gauge blunt needle point style 3.

**Gauge Selection Chart**

Gauge	Nominal OD		Nominal ID		Wall Thickness		Volume μL/in
	in	mm	in	mm	in	mm	
22s*	0.0280 - 0.0285	0.718	0.0055 - 0.0077	0.168	0.022	0.55	0.563
22	0.0280 - 0.0285	0.718	0.0155 - 0.0170	0.413	0.012	0.30	3.403

\***Note:** 22s needles have a smaller inner diameter and a thicker wall for better durability.



**TIPS & TOOLS**

Replace syringe if dirt is noticeable, syringes cannot be cleaned, or plunger does not slide easily.



**TIPS & TOOLS**

Follow manufacturer's recommendation for syringe cleaning and regularly inspect syringe barrel for sample build-up and needle tip for wear.



## Autosampler Routine Maintenance

Routine autosampler maintenance should be performed on a regular basis to keep your HPLC system performing at its optimum level. You can perform all maintenance procedures at once or as needed. Some parts may need to be replaced more often than others depending upon your application and solvent preparation procedures.

Regular autosampler maintenance helps lower operating costs and generate precise results with the utmost confidence. By following a regular maintenance routine, you can count on maximum uptime during the life of your autosampler.

## Waters Autosampler Routine Maintenance Procedures

- Replace the metering syringe
- Rebuild the injector seal pack and replace the needle
- Rebuild the high-pressure motorized valves
- Replace the in-line filter insert
- Adjust the seal pack seal valves

### Waters Autosampler Routine Maintenance and Troubleshooting

Symptom	Cause	Solution
Poor injection reproducibility	Low sample level in vials	Confirm sample level in the vials is at minimum a quarter full
	Worn metering syringe	Replace the metering syringe assembly
	Worn high-pressure motorized valve seals	Rebuild the high-pressure motorized valves
	Leaking waste valve	Replace the waste valve
	Worn injector seals	Rebuild the injector seal pack, replace the needle, and adjust the seal pack seal valves
Leaking syringe	Worn metering syringe	Replace the metering syringe assembly
Sample carryover	Needlewash solvent exhausted	Refill the needlewash solvent reservoir
	Dirty needlewash seals	Rebuild the seal pack and adjust seal pack seal valves
	Faulty needlewash valve	Replace the needlewash valve
Sample vials filling during injection cycle	Worn high-pressure motorized valve seal	Rebuild the high-pressure motorized valves
Low peak response	Low sample level in vials	Confirm sample level in the vials is at minimum a quarter full
	Worn metering syringe	Replace the metering syringe assembly
	Worn high-pressure motorized valve seals	Rebuild the high-pressure motorized valves
	Leaking waste valve	Replace the waste valve
	Worn injector seals	Rebuild the injector seal pack, replace the needle, and adjust the seal pack seal valves

## Shimadzu Autosampler Routine Maintenance Procedures

- Replace the sample metering drive plunger seal
- Replace the sample needle
- Replace the needle seat seal
- If equipped, replace the rinse port septum
- If equipped, clean the high-pressure valve and replace the high-pressure valve rotor seal
- If equipped, clean the low-pressure valve and replace the low-pressure valve rotor seal
- If equipped, clean the injection valve and replace the injection valve rotor seal
- Adjust the needle if necessary

### Shimadzu Autosampler Routine Maintenance and Troubleshooting

Symptom	Cause	Solution
Poor injection reproducibility	Low sample level in vials	Confirm sample level in the vials is at minimum a quarter full
	Worn metering seal	Replace the metering plunger seal
	Damaged metering plunger	Replace the metering plunger
	Worn high-pressure valve seals	Rebuild the high-pressure valve
	Worn low-pressure valve seals	Rebuild the low-pressure valve
	Leaking waste valve	Replace the waste valve
	Damaged sample needle	Replace the sample needle and needle seat seal
Sample carryover	Needlewash solvent exhausted	Refill the needlewash solvent reservoir
	Dirty needlewash seals	Rebuild the seal pack and adjust seal pack seal values
	Contaminated rinse port	Clean and flush the rinse port
Low peak response	Low sample level in vials	Confirm sample level in the vials is at minimum a quarter full
	Worn metering plunger seal	Replace the metering plunger seal
	Damaged metering plunger	Replace the metering plunger
	Worn high-pressure valve seals	Rebuild the high-pressure valve
	Leaking waste valve	Replace the waste valve
	Damaged sample needle	Replace the sample needle and needle seat seal

## Dionex\* Autosampler Routine Maintenance Procedures

- Replace the sample metering syringe
- Replace the sample needle
- Replace the needle seat seal
- If equipped, clean the injection valve and replace the injection valve rotor seal
- Replace the buffer tubing
- Replace the capillary tubing
- Fill the syringe reservoir
- Adjust the needle if necessary

\*Dionex is now a part of Thermo Scientific

### Dionex Autosampler Routine Maintenance and Troubleshooting

Symptom	Cause	Solution
Poor injection reproducibility	Low sample level in vials	Confirm sample level in the vials is at minimum a quarter full
	Worn metering syringe seal	Replace the metering syringe
	Worn syringe valve	Replace the syringe valve
	Worn injection valve seal	Rebuild the injection valve
	Leaking waste valve	Replace the waste valve
	Leaking fittings	Check all the fittings for leaks
	Damaged sample needle	Replace the sample needle and needle seat seal
Sample carryover	Needlewash solvent exhausted	Refill the needlewash solvent reservoir
	Dirty needlewash seals	Rebuild the seal pack and adjust seal pack seal valves
	Contaminated rinse port	Clean and flush the rinse port
Leaking syringe	Damaged syringe	Replace the syringe
	Worn syringe valve	Check for leaks and replace if necessary
Low peak response	Low sample level in vials	Confirm sample level in the vials is at minimum a quarter full
	Worn syringe valve	Replace the metering syringe
	Damaged syringe valve	Check the syringe valve for leaks and replace if necessary
	Worn injector valve seal	Rebuild the injection valve
	Leaking waste valve	Replace the waste valve
	Leaking fittings	Check all the fittings for leaks
	Damaged sample needle	Replace the sample needle and needle seat seal



Sapphire plunger assembly, 8005-0538



Plunger seal replacement kit, 8005-0541



Face seals replacement kit, 8005-0536

## CrossLab Pump Supplies

Proper pump maintenance helps ensure precise, consistent results and lower operating costs

Regular pump maintenance helps lower operating costs and ensure precise and consistent results. By following a regular maintenance routine, you can count on maximum uptime, steady and accurate solvent flow, pressure stability throughout the life of a pump, and keep your HPLC system in its optimum condition.

## CrossLab Plungers and Seals

Plungers (or pistons) and seals are two of the most important components of a pump. All Agilent CrossLab plungers combined with seals undergo extensive testing under temperature stress with common HPLC solvents for reproducible results.

### Plungers:

- Available in sapphire or ceramic
- Sapphire plungers are made from high purity monocrystalline sapphire for optimal concentricity and resistance to wear
- Are meticulously cut and polished for great durability and long life

### Seals:

- Manufactured from ultra-high-molecular-weight polyethylene (UHMWPE) or graphite-filled polytetrafluoroethylene (GFP)
- Designed to provide precise sealing around the plungers
- Engineered to deliver top performance over highly dynamic flow and pressure ranges

### TIPS & TOOLS



Plungers (or pistons) should be exchanged on a regular basis in combination with seals to maintain the best sealing surface and durability for optimal instrument performance.

### TIPS & TOOLS



Depending on your applications and solvent preparation protocols, some parts may need to be replaced more often than the others.

## CrossLab Check Valves

Check valves are key components for a pump, and their lifetime is often related to the solvents used. A defective valve can lead to pressure fluctuation, inconsistent flow, and a noisy baseline.

Agilent CrossLab check valves and assembly components:

- Made to operate at different pressures (up to 16,000 psi, or 1,100 bar) per specifications from the Original Equipment Manufacturers (OEMs)
- Made from a variety of materials, such as stainless steel, titanium, ceramic, and PEEK, depending on OEM specifications
- Carefully assembled to ensure reliability and consistent performance
- Each ruby or ceramic ball and sapphire or ceramic seat is manufactured under extremely tight tolerances to ensure proper sealing within the operating pressure range

### TIPS & TOOLS

Don't forget to check your check valve regularly and replace check valve cartridges to ensure proper pump operations.



## TIPS &amp; TOOLS



Pump seals should be replaced when there are leaks on the bottom of the pump head, when retention times are inconsistent, or when the pressure ripple is unstable.

## HPLC Pump Routine Maintenance

Routine pump maintenance should be performed on a regular basis to keep your HPLC system performing at its optimum level. You can perform all maintenance procedures at once or as needed. Some parts may need to be replaced more often than others depending upon your application and solvent preparation procedures.

Regular pump maintenance helps lower operating costs and generate precise results with the utmost confidence. By following a regular maintenance routine, you can count on maximum uptime and a steady, accurate solvent flow for the life of the pump.



Sapphire plunger assembly, 8005-0523

## Waters Pump Routine Maintenance Procedures

- Replace the seals and plungers (or pistons)
- Replace the in-line filter insert
- Replace the check valve cartridges
- Replace the seal wash seals and tube seals
- Replace the solvent inlet frits

### Waters Pump Routine Maintenance Procedures

Symptom	Cause	Solution
Pressure ripple unstable	Dirty check valve cartridge(s)	Run static leak test to verify and exchange the check valve cartridge(s)
	Leak on pump head	Run static leak test to verify and exchange the in-line filter insert and plunger (or piston) seals
Gradient performance problems Intermittent pressure fluctuations	Blocked solvent filter(s)	Change the solvent filter(s)
A pressure drop of greater than 10 bar (150 psi) across the in-line filter (5 mL/min H <sub>2</sub> O during wet priming)	Dirty in-line filter	Exchange the in-line filter insert
Leaks at lower pump head side Unstable retention time Pressure ripple unstable	High seal wear	Run leak test to verify and exchange the pump seals and in-line filter insert
Seal lifetime shorter than normally expected	Scratch on plunger	Check plungers while changing the seals
		Exchange the plungers if damaged or scratched
Loss of wash solvent	Leaky wash seals	Exchange the wash seals

## Shimadzu Pump Routine Maintenance Procedures

- Replace the seals and plungers (or pistons)
- Replace the in-line filter cartridge
- Replace the check valve cartridges
- Replace the seal wash seals
- Replace the solvent inlet frits



Plunger seal, 8001-0502

### Shimadzu Pump Routine Maintenance and Troubleshooting

Symptom	Cause	Solution
Pressure ripple unstable	Dirty check valve cartridge(s)	Run Pump Pressure test to verify and exchange the check valve cartridge(s)
	Leak on pump head	Run Pump Pressure test to verify and exchange the in-line filter insert and plunger (or piston) seal Check inlet and outlet fittings for leaks Tighten all fittings and re-run the Pump Pressure test
Gradient performance problems Intermittent pressure fluctuations	Solvent filter(s) is blocked	Change the solvent filter(s)
A pressure drop of greater than 10 bar (150 psi) across the in-line filter (5 mL/min H <sub>2</sub> O during wet priming)	Dirty in-line filter	Exchange the in-line filter insert
Leaks at lower pump head side Unstable retention time Pressure ripple unstable Broad peaks or peak tailing	High seal wear	Run Pump Pressure test to verify and exchange the pump seals and in-line filter cartridge
Seal lifetime shorter than normally expected	Scratch on plunger	Check plungers while changing the seals
		Exchange the plungers if damaged or scratched
Loss of wash solvent	Leaky wash seals	Exchange the wash seals



Vespel rotor seal, 8002-0602

## Dionex\* Pump Routine Maintenance Procedures

- Replace the purge valve cap seal
- Replace the seals, seal rings, and plungers (or pistons)
- Replace the in-line filter cartridge
- Replace the check valve cartridges
- Replace the seal wash seals and seal wash tubing
- Replace the mixing chamber gasket
- Replace the solvent inlet filter frits

\*Dionex is now a part of Thermo Scientific

### Dionex Pump Routine Maintenance and Troubleshooting

Symptom	Cause	Solution
Pressure ripple unstable	Dirty check valve cartridge(s)	Run Pump Pressure test to verify and exchange the check valve cartridge(s)
	Leak on pump head	Run Pump Pressure test to verify and exchange the in-line filter insert and plunger (or piston) seal Check inlet and outlet fittings for leaks Tighten all fittings and re-run the Pump Pressure test
Gradient performance problems, Intermittent pressure fluctuations	Solvent filter(s) is blocked	Change the solvent filter(s)
A pressure drop of greater than 10 bar (150 psi) across the in-line filter (5 mL/min H <sub>2</sub> O during wet priming)	Dirty in-line filter	Exchange the in-line filter insert
Leaks at lower pump head side Unstable retention time Pressure ripple unstable Broad peaks or peak tailing	High seal wear	Run Pump Pressure test to verify and exchange the pump seals and in-line filter cartridge
Seal lifetime shorter than normally expected	Scratch on plunger	Check plungers while changing the seals Exchange the plungers if damaged or scratched
Loss of wash solvent	Leaky wash seals	Exchange the wash seals and seal wash tubing



## CrossLab Valve Supplies

Agilent CrossLab valve supplies work seamlessly with your HPLC systems for reliable, accurate, and reproducible results.

### Rotor seals:

#### A variety of materials for a wide range of applications

A rotor seal is a polymeric disk that creates a high-pressure seal against the stator or stator face seal. A variety of materials are available for different applications. It is important to replace rotor seals on a routine basis to prevent excessive wear. The recommended replacement interval for most rotor seals is once per year for preventive maintenance or as needed depending on stresses imposed by specific applications.

- **Vespel:** Vespel is a polyimide with low wear and high chemical resistance. Recommended for use with solutions under pH 10; because more basic solutions dissolve Vespel over time and damage the rotor seal
- **PEEK (Polyetheretherketone):** PEEK offers high resistance, versatility, and applicability for the entire pH range between 0 and 14
- **Tefzel:** Recommended for use in applications where PEEK cannot be used, such as higher concentrations of methylene chloride or dimethyl sulfoxide (DMSO)

#### Recommended pH levels for rotor seal materials

pH Range	0-7	7-10	10-14
Vespel			
PEEK			
Tefzel			



Rotor, 6-port valve, 8001-0601

#### TIPS & TOOLS

For any solution above pH 10, a PEEK rotor seal is recommended.



#### TIPS & TOOLS

PEEK rotor seals are incompatible with concentrated nitric and sulfuric acids.





Stator, 6-port valve, 8001-0604

## Stators

- Available in 316 stainless steel, PEEK, and ceramic depending on the specifications of OEMs
- Typically require replacement only if the ports or sealing surfaces become damaged, which can be prevented by using proper injection needles.

## Sample Loops

### Stainless Steel Sample Loops:

- Have burr-free and square-cut ends to ensure a flush connection to valve ports
- Actual volumes might differ due to tolerance of metal tubing bore
- Accuracy of large metal loops (1.0 mm, 0.040 in bore) is  $\pm 14\%$ , intermediate loops (0.5 mm, 0.020 in bore) is  $\pm 21\%$ , and small loops (0.2 mm, 0.007 in bore) is  $\pm 65\%$

### PEEK Sample Loops

- Alternatives to stainless steel sample loops
- Clean, straight cuts for easy valve installation and low dead volume connections
- Inert to almost all organic solvents and biocompatible
- Actual volumes might differ due to tolerance of metal tubing bore
- Accuracy of large PEEK loops (0.8 mm, 0.030 in bore) is  $\pm 5\%$ , intermediate loops (0.5 mm, 0.020 in bore) is  $\pm 10\%$ , and small loops (0.2 mm, 0.007 in bore) is  $\pm 30\%$
- Wall thickness, temperature, concentration of organic solvent, and solvent exposure time affect the durability of PEEK tubing

### TIPS & TOOLS



Concentrated nitric acid and sulfuric acid weaken PEEK tubing while tetrahydrofuran (THF), methylene chloride, and DMSO cause swelling.

### TIPS & TOOLS



Since both standards and unknowns are usually analyzed using the same sample loops, knowledge of the actual, accurate volume is rarely needed. If the sample loop volume must be known, it is best to calibrate the loop in place on the valve so the flow passages in the valve are taken into account.

## CrossLab Performance Maintenance (PM) Kits

PM kits make it easier to keep your instruments running at peak performance

Many instrument failures are caused not by functional breakdowns, but by a lack of performance maintenance. As suggested by a recent study, a regular performance maintenance program can reduce instrument failure rates up to 25%, and is critical to ensure optimal overall system operations.

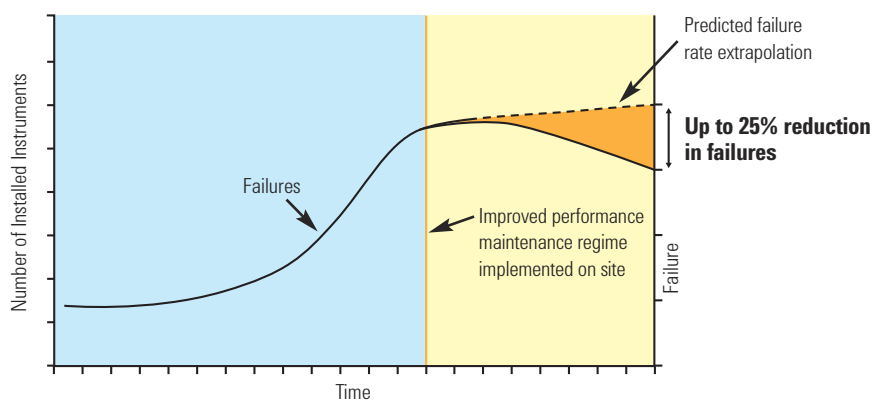


515 pump PM kit, 8005-0913



2960/2965 PM kit, 8005-0915

### The Effect of Performance Maintenance



Agilent CrossLab PM kits contain the normal wear parts, tools for disassembly/reassembly, and instructions necessary to keep your systems operating at peak performance. The kits provide a convenient, cost-effective way to make sure your instruments are properly maintained. Each kit contains all the parts you need to:

- Boost system efficiency and reliability
- Reduce unplanned downtime and repair costs
- Increase accuracy by enhancing precision and sensitivity
- Comply with regulatory requirements, or meet quality accreditation standards
- Extend instrument useful life
- Eliminate individual part ordering
- PM kits available for pumps, valves, autosamplers, and HPLC systems

# General HPLC Supplies

## CrossLab LC Capillaries and Tubing

### Your link to analytical success

Agilent CrossLab offers a range of capillaries and tubing made from stainless steel and PEEK. Used in combination with the right fittings, they are ideal for LC system plumbing, providing an inert surface, tight, leak-free connections, and zero dead volumes.

### Stainless steel capillaries

- Made of ultra-clean stainless steel tubing
- Ideal for most standard applications, and the best choice for reliable high-pressure sealing
- Smooth inner surface for the lowest backpressure
- Precision cutting for burr-free, square-cut ends without inner-diameter distortion
- Both ends accept standard fittings
- Predefined lengths for specific path locations to avoid peak broadening
- Individually tested to ensure reproducibility
- Available in pre-swaged and non pre-swaged

#### TIPS & TOOLS



Always use the smallest capillary internal diameter and the shortest length to keep sample dispersion as low as possible.

### PEEK tubing

- Flexible and easy to cut to desired lengths
- Ideal for frequently changed connections
- Resists mechanical and solvent damage, even at high temperatures
- Biocompatible and inert to almost all organic solvents
- A durable alternative to stainless steel connections
- Accepts both stainless steel and PEEK fittings

## CrossLab Fittings

### The right LC fittings make the best LC connections

To ensure leak-free connections, and to prevent the loss of peak shape and resolution, always use the recommended fitting style for columns, valves and unions.

With Agilent CrossLab fittings, you get the confidence and choice that come with:

- Robust design for long life and smooth, leak-free operation
- Stainless steel nuts and ferrules for high-pressure systems
- Polymer fittings for biocompatible applications



## CrossLab HPLC In-Line Filters

### Help stop time-wasting blockages

Column inlet frit contamination can increase backpressure and reduce efficiency. Microbore column blockages are of particular concern, due to the frit's small diameter.

To help prevent time-wasting contamination and blockages, the Agilent CrossLab portfolio offers two types of LC filters made from clean, high-quality stainless steel parts:

- In-line solvent filters, installed between the LC pump and injector, prevent blockages by removing particles from solvents before they reach the injector
- Column inlet filters, positioned immediately before an LC column, remove particles from both the injection system and sample

# Troubleshooting Guide for HPLC Systems

The at-a-glance tables can help you pinpoint and solve the most common problems for your HPLC systems and ensure maximum instrument uptime and productivity.

## HPLC Troubleshooting

Symptom Type	Possible Cause	Solution
Baseline disturbance at void time	Positive/negative – Difference in refractive index of injection solvent	Use mobile phase for sample solvent
Detector leaks	Plugged inlet frit	Replace seals/gaskets
Drifting baseline	Positive direction – Contaminant buildup/elution	Flush column, clean up sample, use pure solvents
	Positive/negative – Difference in refractive index of injection solvent	Use mobile phase for sample solvent
	Negative direction (gradient) – Absorbance of "A" mobile phase solvent	Use non-absorbing or HPLC-grade or better solvent
	Positive direction (gradient) – Absorbance of "B" mobile phase solvent	Use non-absorbing or HPLC-grade or better solvent
	Random – Temperature changes	Insulate column and tubing
	Random – Temperature changes	Thermostat column and tubing
Ghost peaks	Wavy or undulating – Temperature changes in room	Monitor room temperature and control
	Peaks from previous injection	Flush column to remove contaminants
	Contamination	Sample cleanup or pre-fractionation
	Unknown interferences in samples	Sample cleanup or pre-fractionation
	Ion-pair – Upset equilibrium	Prepare sample in actual mobile phase to minimize disturbance
	Peptide mapping – Oxidation of TFA	Prepare fresh daily; use anti-oxidant
	Reversed-phase – Contaminated water	Check suitability of water by running different amount through reversed-phase column and measure peak height with elution; use HPLC grade solvents
	Spikes – Bubbles in solvent	De-gas solvents

(Continued)

## HPLC Troubleshooting

Symptom Type	Possible Cause	Solution
High column backpressure	Column blockage, adsorbed sample	Better sample cleanup; use guard column
	Mobile phase viscosity too high	Use lower viscosity solvents or higher temperature
	Particle size too small	Use larger $d_p$ packing
	Plugged inlet frit	Replace column
	Plugged inlet frit	Reverse solvent flow
Leaks	Subtle – White powder at fitting/loose fitting	Tighten fittings, cut tubing, or replace ferrules
Leaks, injection valve	Catastrophic – Worn valve rotor	Replace rotor in valve
Leaks, column or other fittings	Catastrophic – Loose fittings	Tighten or replace fittings
Leak, pump	Catastrophic – Pump seal failure	Replace pump seal
Negative peaks	RI detector – solute refractive index less than solvent	No problem; reverse polarity to make positive
	UV detector – solute absorbance less than mobile phase	Use mobile phase with lower UV absorbance; do not recycle solvent too long
Noisy baseline	Random – Contaminant buildup	Flush column; clean up sample; use HPLC-grade solvent
	Continuous – Detector lamp problem	Replace detector lamp
	Occasional – External electrical interference	Use voltage stabilizer for LC system
Peak doubling	Sample volume too large	Reduce the volume e.g. by half and re-inject
	Injection solvent too strong	Use weaker injection solvent or mobile phase
	Blocked frit	Replace and use 0.5 $\mu\text{m}$ porosity in-line filter
	Column void or channeling	Replace column; for some columns, fill in void with packing
	Unswep injector flowpath	Replace injector rotor
	Void at head of column	Replace column, top off column with packing
	Column overloaded with sample	Use higher capacity stationary phase Increase column diameter Decrease sample size
	Single peak – interfering components	Sample cleanup; pre-fractionation

(Continued)



## HPLC Troubleshooting

Symptom Type	Possible Cause	Solution
Peak tailing	Beginning of peak doubling	See "peak doubling"
	Unswept dead volumes	Minimize number of connections Ensure injector seal is tight Ensure fittings are properly seated
	Basic compounds – Silanol interactions	Choose endcapped bonded phase Switch to polymeric phase
	Basic substances – Silanol interactions	Use stronger mobile phase or add competing base (e.g. TMA)
	Silica-based – Column degradation	Use specialty column; polymeric column or sterically protected
Peaks are broad	Injection volume too large	Decrease solvent strength of injection solvent to focus solute
	Peak dispersion in injector valve	Introduce air bubble in front/back of sample to decrease dispersion
	Sampling rate of data system too slow	Increase frequency of sampling
	Slow detector time constant	Adjust time constant to match peak width
	Mobile phase viscosity too high	Increase column temperature
	Detector cell volume too large	Use smallest possible cell volume with no heat exchanger in system
	Injector volume too large	Decrease injection volume
Pressure fluctuation	Long retention times	Use gradient elution or stronger mobile phase
	Leaky check valve	Replace check valve
	Pump seal leaks	Replace pump seals
Pressure increasing	Buildup of particulates	Filter sample; in-line filter; filter mobile phase
	Water/organic systems – buffer precipitation	Test buffer-organic mixtures; ensure compatibility
Retention beyond total permeation volume	Size exclusion – Specific interactions	Add mobile phase modifiers or change solvent

(Continued)

## HPLC Troubleshooting

Symptom Type	Possible Cause	Solution
Retention times changing	Column temperature varying	Thermostat column; insulate column; ensure lab temperature constant
	Equilibration time insufficient with gradient run or changes in isocratic mobile phase	Make sure at least 10 column volumes pass through column after solvent change or gradient conclusion
	Selective evaporation of mobile phase component	Less vigorous helium sparging; keep solvent reservoirs covered; prepare fresh mobile phase
	Buffer capacity insufficient	Use >20 mM concentration of buffer
	Inconsistent on-line mobile phase mixing	Ensure gradient system delivering constant composition; check vs. manual prep of mobile phase
	Contamination buildup	Occasionally flush column with strong solvent to remove contaminants
	First few injections – Adsorption on active sites	Condition column by initial injection of concentrated sample
Retention times decreasing	Flow rate increasing	Check pump to make sure correct; if not, reset
	Column overloaded with sample	Decrease sample size
	Loss of bonded stationary phase	Keep mobile phase pH between 2 and 8.5
Retention times increasing	Flow rate is slowing	Fix leaks in liquid lines, replace pump seals, check for pump cavitation or air bubbles
	Active sites on silica packing	Use mobile phase modifier
	Loss of bonded stationary phase	Keep mobile phase pH between 2 and 8.5
	Mobile phase composition changing	Make sure mobile phase container is covered
	Active sites on silica packing	Add competing base to mobile phase
Sensitivity problem	Active sites on silica packing	Use higher coverage packing for stationary phase
	Peaks are outside of linear range of detector	Dilute/concentrate to bring into linear region
	First few sample injections – Absorption of sample in loop or column	Condition loop/column with concentrated sample
	Autosampler flow lines blocked	Check flow and make sure there are no blockages
	Injector sample loop underfilled	Make sure that loop is overfilled with sample
Slow column equilibration times (ion-pairing)	Sample-related losses during preparation	Use internal standard during sample prep; optimize sample prep method
	Equilibration time slow for long-chain ion-pairing reagents	Use shorter alkyl chain ion-pair reagent

# CrossLab Supplies for Waters HPLC Systems

## Detector Lamps

Model	Description	Similar to OEM Part No.	Agilent CrossLab Part No.
2996 Photodiode Array Detector 996 Photodiode Array Detector ACQUITY UPLC 2996 Photodiode Array Detector	Long-life deuterium lamp, 2,000 hours	WAT052586	8005-0705
2487 Dual Wavelength Absorbance Detector 2488 Multichannel Absorbance Detector ACQUITY TUV Detector UPLC TUV Detector	Long-life deuterium lamp, 2,000 hours	WAS081142	8005-0704
486 Tunable UV/Visible Absorbance Detector LC Module 1	Long-life deuterium lamp, 2,000 hours	700000356 WAT052666	8005-0702

## Autosampler Syringes, 1/pk

Model	Volume (µL)	Description	Needle Gauge/Length (mm)/Tip	Similar to OEM Part No.	Agilent CrossLab Syringe	Agilent CrossLab Replacement Needle	Agilent CrossLab Replacement Plunger	Similar to OEM Part No.
2777 Compact Sample Manager	10	Fixed needle	22s/51/3	430000859	8010-0445*		8010-0457, 10/pk	700002212
2777 Sample Manager	25	Fixed needle, gas tight	22s/51/3	430000861	8010-0441		8010-0458, 10/pk	700002213
	100	Fixed needle, gas tight	22s/51/3	430000864	8010-0442*		8010-0459, 10/pk	700002214
		Fixed needle, gas tight	22/51/3	430000863	8010-0446*		8010-0459, 10/pk	700002214
	250	Fixed needle, gas tight	22/51/3	430000865	8010-0467		8010-0456, 10/pk	700002215
	500	Fixed needle, gas tight	22/51/3	430000866	8010-0468		8010-0460, 10/pk	700002216
	1,000	Fixed needle, gas tight	22/51/3	430000867	8010-0443		8010-0455, 1/pk	700002217
	2,500	Fixed needle, gas tight	22/51/3	430000868	8010-0444		8010-0448, 1/pk	700002218

\*Barrel od is 6.7 mm. All other 10, 25, and, 100 µL syringes have 7.9 mm od.

The cross references to the original equipment manufacturer (OEM) part numbers listed here serve as a recommendation that the Agilent CrossLab products are viable alternatives to OEM products. CrossLab products are compatible with the corresponding OEM instruments, although in some cases, the CrossLab products may have slightly different designs as compared to the OEM counterparts. All CrossLab supplies are backed by Agilent's 90-day money-back warranty.

(Continued)



Long-life deuterium lamp, 8005-0705



Long-life deuterium lamp, 8005-0704



Long-life deuterium lamp, 8005-0702

## CrossLab Supplies for Waters HPLC Systems

### Autosampler Syringes, 1/pk

Model	Volume (µL)	Description	Needle Gauge/Length (mm)/Tip	Similar to OEM Part No.	Agilent CrossLab Syringe	Agilent CrossLab Replacement Needle	Agilent CrossLab Replacement Plunger	Similar to OEM Part No.
510 HPLC Pump 515 HPLC Pump 600 MultiSolvent Delivery System CapLC System CapLC XE System	10000	Luer Lock	No needle	WAT025559	8005-0414			
600 MultiSolvent Delivery System Rheodyne Injector	25	Removable needle, gas tight	22s/51/3	WAT033381	8005-0416		8005-0422	
2690 Separations Module 2690D Dissolution Separations Module	25	Chem (1/4-28 UNF screw threads), gas tight	No needle	WAT077343	8005-0420			
2695 Separations Module 2695D Dissolution Separations Module 2790 Separations Module 2795 Separations Module LC Module 1 717/717plus Autosampler	250	Chem (1/4-28 screw threads UNF), gas tight	No needle	WAT073109	8005-0419			
Rheodyne Injector	100	Removable needle, gas tight	22s/51/3	WAT033383	8005-0417	8005-0418, 6/pk	8005-0423	

The cross references to the original equipment manufacturer (OEM) part numbers listed here serve as a recommendation that the Agilent CrossLab products are viable alternatives to OEM products. CrossLab products are compatible with the corresponding OEM instruments, although in some cases, the CrossLab products may have slightly different designs as compared to the OEM counterparts. All CrossLab supplies are backed by Agilent's 90-day money-back warranty.



Autosampler syringe, gas tight, 8005-0417

## CrossLab Supplies for Waters HPLC Systems

### Pump Supplies

Model	Description	Unit	Similar to OEM Part No.	Agilent CrossLab Part No.
<b>Plungers and Seals</b>				
2690 Separations Module	Sapphire plunger assembly, standard	1/pk	WAT270959	8005-0538
2690D Dissolution Separations Module				
2695 Separations Module				
2695D Dissolution Separations Module				
2790 Separations Module				
2795 Separations Module				
2796 Bioseparations Module				
2690 Separations Module	Plunger seals, clear	2/pk	700001326	8005-0514
2690D Dissolution Separations Module				
2695 Separations Module				
2695D Dissolution Separations Module				
2690 Separations Module	Plunger seal replacement kit, standard, yellow	2/pk	WAT270938	8005-0535
2690D Dissolution Separations Module				
2695 Separations Module				
2695D Dissolution Separations Module				
2790 Separations Module				
2795 Separations Module				
Alliance GPC/V 2000 Systems				
2690 Separations Module	Plunger seal replacement kit, black	2/pk	WAT271066	8005-0541
2690D Dissolution Separations Module				
2695 Separations Module				
2695D Dissolution Separations Module				
2790 Separations Module				
2795 Separations Module				
2690 Separations Module	Face seals replacement kit	4/pk	WAT270939	8005-0536
2690D Dissolution Separations Module				
2695 Separations Module				
2695D Dissolution Separations Module				
2790 Separations Module				
2795 Separations Module				
Alliance GPC/V 2000 Systems				

The cross references to the original equipment manufacturer (OEM) part numbers listed here serve as a recommendation that the Agilent CrossLab products are viable alternatives to OEM products. CrossLab products are compatible with the corresponding OEM instruments, although in some cases, the CrossLab products may have slightly different designs as compared to the OEM counterparts. All CrossLab supplies are backed by Agilent's 90-day money-back warranty.

(Continued)



Plunger seal replacement kit,  
8005-0535



Plunger seal replacement kit,  
8005-0541



Face seals replacement kit,  
8005-0536

## CrossLab Supplies for Waters HPLC Systems

### Pump Supplies

Model	Description	Unit	Similar to OEM Part No.	Agilent CrossLab Part No.
<b>Plungers and Seals</b>				
2690 Separations Module	Seal wash face seal kit	1/pk	WAT271017	8005-0539
2690D Dissolution Separations Module				
2695 Separations Module				
2695D Dissolution Separations Module				
2790 Separations Module				
2795 Separations Module				
Alliance GPC/V 2000 Systems				
2796 Bioseparations Module	Seal wash, plunger seal	4/pk	700002258	8005-0516
2796 Bioseparations Module	Plunger seal, standard	2/pk	700002257	8005-0515
2690 Separations Module	Seal wash plunger seal replacement kit	2/pk	WAT271018	8005-0540
2690D Dissolution Separations Module				
2695 Separations Module				
2695D Dissolution Separations Module				
2790 Separations Module				
2795 Separations Module				
Alliance GPC/V 2000 Systems				
510 HPLC Pump	Sapphire plunger	1/pk	WAT025656	8005-0527
600 MultiSolvent Delivery System	Oriented sapphire plunger	1/pk	WAT069511	8005-0533
610 PowerLine Isocratic Pump				
LC Module 1				
510 HPLC Pump	Plunger seal, graphite-filled PTFE (GFP), black	1/pk	WAT026613	8005-0529
515 HPLC Pump				
600 MultiSolvent Delivery System				
LC Module 1				
510 HPLC Pump	Plunger seal, black, 225 µL	1/pk	WAT026644	8005-0530
515 HPLC Pump				
600 MultiSolvent Delivery System				
610 PowerLine Isocratic Pump				
LC Module 1				
616 LC System	Sapphire plunger	1/pk	WAT031788	8005-0531
626 LC System				
1515 HPLC Pump	Sapphire plunger assembly	1/pk	WAS207069	8005-0523
1525 HPLC Pump				
515 HPLC Pump				



Seal wash face seal kit,  
8005-0539

The cross references to the original equipment manufacturer (OEM) part numbers listed here serve as a recommendation that the Agilent CrossLab products are viable alternatives to OEM products. CrossLab products are compatible with the corresponding OEM instruments, although in some cases, the CrossLab products may have slightly different designs as compared to the OEM counterparts. All CrossLab supplies are backed by Agilent's 90-day money-back warranty.

(Continued)

## CrossLab Supplies for Waters HPLC Systems

### Pump Supplies

Model	Description	Unit	Similar to OEM Part No.	Agilent CrossLab Part No.
<b>Plungers and Seals</b>				
1515 HPLC Pump	Plunger seal, clear	1/pk	WAT022934	8005-0524
1525 HPLC Pump	Plunger seal, clear	4/pk	WAT022946	8005-0525
510 HPLC Pump				
515 HPLC Pump				
600 MultiSolvent Delivery System				
610 PowerLine Isocratic Pump				
LC Module 1				
<b>Check Valves and Cartridges</b>				
2690 Separations Module	Check valve cartridge replacement kit	2/pk	WAT270941	8005-0537
2690D Dissolution Separations Module				
2695 Separations Module				
2695D Dissolution Separations Module				
2790 Separations Module				
2795 Separations Module				
Alliance GPC/V 2000 Systems				
626 LC System	Check valve cartridge	1/pk	WAT024120	8005-0526
1515 HPLC Pump	Check valve cartridge	2/pk	700000254	8005-0513
1525 HPLC Pump				
2695 Separations Module				
2695D Dissolution Separations Module				
2795 Separations Module				
510 HPLC Pump				
515 HPLC Pump				
600 MultiSolvent Delivery System				
610 PowerLine Isocratic Pump				
LC Module 1				
1525 HPLC Pump	Check valve cartridge	1/pk	700002399	8005-0508
2695 Separations Module				
2695D Dissolution Separations Module				
2795 Separations Module				
515 HPLC Pump				
600 MultiSolvent Delivery System				

The cross references to the original equipment manufacturer (OEM) part numbers listed here serve as a recommendation that the Agilent CrossLab products are viable alternatives to OEM products. CrossLab products are compatible with the corresponding OEM instruments, although in some cases, the CrossLab products may have slightly different designs as compared to the OEM counterparts. All CrossLab supplies are backed by Agilent's 90-day money-back warranty.

(Continued)

## CrossLab Supplies for Waters HPLC Systems

## Pump Supplies

Model	Description	Unit	Similar to OEM Part No.	Agilent CrossLab Part No.
<b>Check Valves and Cartridges</b>				
1515 HPLC Pump 1525 HPLC Pump 515 HPLC Pump 600 MultiSolvent Delivery System LC Module 1	Cartridge check valve system	2/pk	700000253	8005-0512
510 HPLC Pump 515 HPLC Pump 600 MultiSolvent Delivery System 610 PowerLine Isocratic Pump LC Module 1	Outlet check valve rebuild kit, 225 µL	2/pk	WAT026014	8005-0528

## Detector Supplies

Model	Description	Unit	Similar to OEM Part No.	Agilent CrossLab Part No.
2996 Photodiode Array Detector 996 Photodiode Array Detector	Cell gasket	2/pk	WAT057924	8005-0532

## Valve Replacement Parts, 1/pk

Model	Description	Unit	Similar to OEM Part No.	Agilent CrossLab Part No.
2767/2747 Sample Manager Column/Fluidics Organizer	Stator, 6 port, stainless steel		700001560	8005-0601
Rheodyne 7725(i) Injector	Vespel rotor seal, for Rheodyne 7725(i)		WAT055946	8005-0604
626 LC System Rheodyne 9125 Injector	Tefzel rotor seal		WAT015781	8005-0603
2700 Sample Manager	Rotor seal		WAT272615	8005-0605
2707 Autosampler	Rotor seal		700003851	8005-0602

The cross references to the original equipment manufacturer (OEM) part numbers listed here serve as a recommendation that the Agilent CrossLab products are viable alternatives to OEM products. CrossLab products are compatible with the corresponding OEM instruments, although in some cases, the CrossLab products may have slightly different designs as compared to the OEM counterparts. All CrossLab supplies are backed by Agilent's 90-day money-back warranty.

(Continued)



## CrossLab Supplies for Waters HPLC Systems

### Sample Loops, 1/pk

Model	Volume (µL)	Material	Similar to OEM Part No.	Agilent CrossLab Part No.
2690 Separations Module	100	Stainless steel	430001194	8005-0840
2690D Dissolution Separations Module				
2695 Separations Module				
2695D Dissolution Separations Module				
2695 Separations Module	200	Stainless steel	430001630	8005-0841
2695D Dissolution Separations Module				
2796 Bioseparations Module	20	PEEK	430000782	8005-0838
2796 Bioseparations Module	100	PEEK	430000783	8005-0839
2707 Autosampler CapLC System CapLC XE System	5	Stainless steel	700000683	8005-0843
2707 Autosampler	10	Stainless steel	700003872	8005-0845
2707 Autosampler CapLC System CapLC XE System	20	Stainless steel	700000680	8005-0842
2707 Autosampler	50	Stainless steel	700003928	8005-0846
2707 Autosampler CapLC System CapLC XE System	100	Stainless steel	700000685	8005-0844

The cross references to the original equipment manufacturer (OEM) part numbers listed here serve as a recommendation that the Agilent CrossLab products are viable alternatives to OEM products. CrossLab products are compatible with the corresponding OEM instruments, although in some cases, the CrossLab products may have slightly different designs as compared to the OEM counterparts. All CrossLab supplies are backed by Agilent's 90-day money-back warranty.

## CrossLab Supplies for Waters HPLC Systems

### Performance Maintenance Kits

Model	Description	Kit Contents	Similar to OEM Part No.	Agilent CrossLab Part No.
<b>Performance Maintenance Kits for Separation Modules</b>				
2690 Separations Module 2690D Dissolution Separations Module 2695 Separations Module 2695D Dissolution Separations Module	2690/95 Performance Maintenance Kit	Contains 2 sapphire plungers, 2 seal wash plunger seal kits, 2 plunger seals replacements kits (standard, yellow), 4 wash tube seal replacement kits, 1 battery, 1 diffuser assembly, 4 face seal replacement kits, 4 solvent reservoir filters (10 µm), 1 250 µL syringe, 1 precolumn filter insert assembly, 2 check valve cartridges, 1 seal pack rebuild kit with needle, 1 wash tube seal, 1 sealwash tube, 1 PTFE washer, 1 filter retainer, 1 lower wash seal frit, 1 needlewash frit, 1 TFE washer, 1 needle assembly, 2 injector seals, 1 stainless steel ferrule 1/16 in, 1 compression screw	WAT270944	8005-0915
2690 Separations Module 2690D Dissolution Separations Module 2695 Separations Module 2695D Dissolution Separations Module	Seal Pack Rebuild Kit With Needle	Contains 1 wash tube seal, 1 sealwash tube, 1 PTFE washer, 1 filter retainer, 1 lower wash seal frit, 1 needlewash frit, 1 TFE washer, 1 needle assembly, 2 injector seals, 1 stainless steel ferrule 1/16 in, 1 compression screw	WAT271019	8005-0916
<b>Performance Maintenance Kits for Pumps</b>				
515 HPLC Pump	515 Pump Performance Maintenance Kit	Contains 2 sapphire plunger assemblies, 2 plunger seals, 1 solvent reservoir filter (10 µm), 1 sparge diffuser, 4 check valve cartridges	WAT052587	8005-0913
600 MultiSolvent Delivery System 610 PowerLine Isocratic Pump	600 Pump Performance Maintenance Kit	Contains 2 sapphire plungers, 2 plunger seals, 4 solvent reservoir filters (10 µm), 4 check valve cartridges, 1 reference valve rebuild kit, 1 inlet manifold rebuild kit, 4 sparge diffusers	WAT052675	8005-0930
616 LC System	616 LC Performance Maintenance Kit	Contains 2 sapphire plungers, 1 plunger seal kit (ultra high molecular weight polyethylene, yellow), 4 check valve cartridges, 4 sparge diffusers, 4 solvent reservoir filters (10 µm)	WAT052672	8005-0928

The cross references to the original equipment manufacturer (OEM) part numbers listed here serve as a recommendation that the Agilent CrossLab products are viable alternatives to OEM products. CrossLab products are compatible with the corresponding OEM instruments, although in some cases, the CrossLab products may have slightly different designs as compared to the OEM counterparts. All CrossLab supplies are backed by Agilent's 90-day money-back warranty.

(Continued)



2960/2965 PM kit, 8005-0915



515 pump PM kit, 8005-0913

## CrossLab Supplies for Waters HPLC Systems

### Performance Maintenance Kits

Model	Description	Kit Contents	Similar to OEM Part No.	Agilent CrossLab Part No.
<b>Performance Maintenance Kits for Pumps</b>				
626 LC System	626 LC Performance Maintenance Kit	Contains 2 sapphire plungers, 2 ultra high molecular weight polyethylene plunger seals (yellow), 4 solvent reservoir filters (10 µm), 4 check valve cartridges, 4 sparge diffusers	WAT052673	8005-0929
1515 HPLC Pump	1515 Pump Performance Maintenance Kit	Contains 2 sapphire plungers, 2 plunger seals, 4 check valve cartridges, 1 reference valve rebuild kit, 1 solvent reservoir filter (10 µm)	201000113	8005-0925
1525 HPLC Pump	1525 Pump Performance Maintenance Kit	Contains 4 sapphire plungers, 4 plunger seals, 8 check valve cartridges, 1 reference valve rebuild kit, 2 solvent reservoir filters (10 µm)	201000114	8005-0926
616 LC System 626 LC System	Plunger and Wash Seal Rebuild Kit	Contains parts for both pump heads, 2 plunger seals, 2 plunger wash seals, 2 retainer seal O-rings, 6 plunger bearings	WAT031790	8005-0912
1515 HPLC Pump 1525 HPLC Pump 510 HPLC Pump 515 HPLC Pump 600 MultiSolvent Delivery System 610 PowerLine Isocratic Pump	Reference Valve Rebuild Kit	Contains 1 diaphragm for check valve, 1 gasket for check valve, 1 reference valve button	WAT025746	8005-0911
510 HPLC Pump 515 HPLC Pump 600 MultiSolvent Delivery System 610 PowerLine Isocratic Pump LC Module 1	Outlet Check Valve Rebuild Kit	Contains 2 ball and seat for outlet check valves, 2 polychlorotrifluoroethylene (PCTFE) inserts, 2 stainless steel cup filters (2 µm), 4 large PTFE washers, 2 small PTFE washers	WAT026014	8005-0528

The cross references to the original equipment manufacturer (OEM) part numbers listed here serve as a recommendation that the Agilent CrossLab products are viable alternatives to OEM products. CrossLab products are compatible with the corresponding OEM instruments, although in some cases, the CrossLab products may have slightly different designs as compared to the OEM counterparts. All CrossLab supplies are backed by Agilent's 90-day money-back warranty.

(Continued)

## CrossLab Supplies for Waters HPLC Systems

## Performance Maintenance Kits

Model	Description	Kit Contents	Similar to OEM Part No.	Agilent CrossLab Part No.
<b>Performance Maintenance Kits for Pumps</b>				
510 HPLC Pump 515 HPLC Pump 600 MultiSolvent Delivery System 610 PowerLine Isocratic Pump LC Module 1	Inlet Check Valve Rebuild Kit	Contains 2 ball and seat for inlet check valves, 2 retainer gaskets, 2 TFE washers, 2 PTFE washers, 2 PCTFE inserts	WAT060495	8005-0914
<b>Performance Maintenance Kits for Autosamplers</b>				
717 Autosampler	717 Autosampler Performance Maintenance Kit	Contains 1 seal pack replacement kit, 1 250 µL syringe, 1 filter (2.3 x 11.5 in), 2 filters (2 x 7 in)	WAT052669	8005-0927
<b>Performance Maintenance Kits for Rheodyne Valves</b>				
Rheodyne Injector, 3725(i)	Performance Maintenance Kit for Rheodyne 3725(i) Injector Valves	Contains 1 rotor seal (PEEK), 1 stator face assembly (PEEK), 1 isolation seal, 1 needle guide, 1 needle port cleaner, 1 5/64 in hex key, 1 9/64 in hex key	201000116	8005-0901
Rheodyne Injector, 7010	Performance Maintenance Kit for Rheodyne 7010 Injector Valves	Contains 1 isolation seal, 1 rotor seal (Vespel), 1 5/64 in hex key, 1 9/64 in hex key	201000117	8005-0902
Rheodyne Injector, 7125 and 7126	Performance Maintenance Kit for Rheodyne 7125 and 7126 Injector Valves	Contains 1 rotor seal (Vespel), 1 stator face assembly (PEEK/ceramic), 1 isolation seal, 1 needle guide, 1 needle port cleaner, 1 5/64 in hex key, 1 9/64 in hex key, instructions	201000118	8005-0903
Rheodyne Injector, 7725(i)	Performance Maintenance Kit for Rheodyne 7725(i) Injector Valves	Contains 1 stator face assembly (PEEK/ceramic), 1 rotor seal (Vespel), 1 isolation seal, 1 needle guide, 1 needle port cleaner, 1 5/64 in hex key, 1 9/64 in hex key, instructions	201000119	8005-0904
Rheodyne Injector, 7750E	Performance Maintenance Kit for Rheodyne 7750 Injector Valves	Contains 1 stator face assembly (PEEK/ceramic), 1 rotor seal (Vespel), 1 isolation seal, 1 9/64 in hex key, instructions	201000122	8005-0907

The cross references to the original equipment manufacturer (OEM) part numbers listed here serve as a recommendation that the Agilent CrossLab products are viable alternatives to OEM products. CrossLab products are compatible with the corresponding OEM instruments, although in some cases, the CrossLab products may have slightly different designs as compared to the OEM counterparts. All CrossLab supplies are backed by Agilent's 90-day money-back warranty.

(Continued)



Rheodyne 7725(i) PM kit, 8005-0904

## CrossLab Supplies for Waters HPLC Systems

### Performance Maintenance Kits

Model	Description	Kit Contents	Similar to OEM Part No.	Agilent CrossLab Part No.
<b>Performance Maintenance Kits for Rheodyne Valves</b>				
Rheodyne Injector, 7750E-075	Performance Maintenance Kit for Rheodyne 7750E-075 Valves	Contains 1 rotor seal (PEEK), 1 stator face seal (PEEK), 1 isolation seal, 1 9/64 in hex key, instructions	201000125	8005-0908
Rheodyne Injector, 8125 and 8126	Performance Maintenance Kit for Rheodyne 8125 and 8126 Injector Valve	Contains 1 stator face assembly (PEEK/ceramic), 1 rotor seal (PEEK), 1 isolation seal, 1 needle guide, 1 needle port cleaner, 1 5/64 in hex key, 1 9/64 in hex key, instructions	201000120	8005-0905
Rheodyne Injector, 9125 and 9126	Performance Maintenance Kit for Rheodyne 9125 and 9126 Injector Valves	Contains 1 stator face assembly (PEEK/ceramic), 1 rotor seal (Tefzel), 1 isolation seal, 1 needle guide, 1 needle port cleaner, 1 5/64 in hex key, 1 9/64 in hex key, instructions	201000121	8005-0906

The cross references to the original equipment manufacturer (OEM) part numbers listed here serve as a recommendation that the Agilent CrossLab products are viable alternatives to OEM products. CrossLab products are compatible with the corresponding OEM instruments, although in some cases, the CrossLab products may have slightly different designs as compared to the OEM counterparts. All CrossLab supplies are backed by Agilent's 90-day money-back warranty.



Rheodyne 9125 PM kit, 8005-0906

## CrossLab Supplies for Waters HPLC Systems

### HPLC Capillaries, 1/pk

Model	From	To	Material	OD (mm)	ID (mm)	Length (mm)	Fittings	Similar to OEM Part No.	Agilent CrossLab Part No.
2690 Separations Module 2690D Dissolution Separations Module 2695 Separations Module 2695D Dissolution Separations Module	Pump	Autosampler	Stainless steel	1.6	0.23	760	With fittings, pre-swaged on both ends	WAT270975	8005-0824
2690 Separations Module 2690D Dissolution Separations Module 2695 Separations Module 2695D Dissolution Separations Module 2790 Separations Module 2795 Separations Module	Autosampler	Column Thermostat Valve	Stainless steel	1.6	0.23	760	With fittings, pre-swaged on both ends	WAT270979	8005-0825
2695 Separations Module 2695D Dissolution Separations Module	Autosampler	Column Thermostat Valve	PEEK	1.6	0.13	6000	With fittings, non pre-swaged	430000922	8005-0812
Alliance	Column Thermostat Valve	Column	Stainless steel	1.6	0.23	3000	No fittings	WAT026973	8005-0823
	Column	Detector							
Alliance	Column Thermostat Valve	Column	Stainless steel	1.6	0.508	3000	No fittings	WAT026804	8005-0826
	Column	Detector							
Alliance	Column Thermostat Valve	Column	Stainless steel	1.6	1.02	3000	No fittings	WAT026805	8005-0822
	Column	Detector							
<b>Fittings</b>									
Alliance	Compression screws and ferrules							WAT025604	8005-0835*

\*This fitting is used with 8005-0823, 8005-0826, and 8005-0822

The cross references to the original equipment manufacturer (OEM) part numbers listed here serve as a recommendation that the Agilent CrossLab products are viable alternatives to OEM products. CrossLab products are compatible with the corresponding OEM instruments, although in some cases, the CrossLab products may have slightly different designs as compared to the OEM counterparts. All CrossLab supplies are backed by Agilent's 90-day money-back warranty.

## CrossLab Supplies for Waters HPLC Systems

### HPLC Fittings, Ferrules, and Unions

Description	Unit	Similar to OEM Part No.	Agilent CrossLab Part No.
Compression screw, stainless steel, 1/16 in od	10/pk	WAT005070	8005-0837
Compression screws and ferrules	5/pk	WAT025604	8005-0835
Union, stainless steel, 1/16 in od	1/pk	WAT097332	8005-0836

The cross references to the original equipment manufacturer (OEM) part numbers listed here serve as a recommendation that the Agilent CrossLab products are viable alternatives to OEM products. CrossLab products are compatible with the corresponding OEM instruments, although in some cases, the CrossLab products may have slightly different designs as compared to the OEM counterparts. All CrossLab supplies are backed by Agilent's 90-day money-back warranty.

Please visit [www.agilent.com/chem/CrossLabHPLC](http://www.agilent.com/chem/CrossLabHPLC) for up-to-date info for the growing portfolio of CrossLab LC Supplies for your non-Agilent HPLC systems.



For Agilent CrossLab Vials and Closures ordering information please see the General Chromatography catalog (publication # 5991-1059EN) [www.agilent.com/chem/library](http://www.agilent.com/chem/library)

For Agilent CrossLab Well Plates and Sealing Mats ordering information please see the General Chromatography catalog (publication # 5991-1059EN) [www.agilent.com/chem/library](http://www.agilent.com/chem/library)



# CrossLab Supplies for Shimadzu HPLC Systems



Long-life deuterium lamp, 8001-0701



Long-life deuterium lamp, 8001-0702



Long-life deuterium lamp, 8001-0704

## Detector Lamps, 1/pk

Model	Description	Similar to OEM Part No.	Agilent CrossLab Part No.
SPD-M10Avp	Long-life deuterium lamp, 2,000 hours	228-34016-00	8001-0701
SPD-M20A	Tungsten lamp, 1,200 hours	228-34410-91 228-34410-00	8001-0703
SPD-20A/AV SPD-10A/AVvp SPD-10AV	Long-life deuterium lamp, 2,000 hours	228-34016-02	8001-0702
SPD-20AV SPD-10AVvp SPD-10AV	Tungsten lamp, 1,200 hours	670-14602-00	8001-0705
LC-2010 LC-2010HT	Long-life deuterium lamp, 2,000 hours	228-37401-00	8001-0704

## Autosampler Syringes, 1/pk

Model	Volume (µL)	Description	Similar to OEM Part No.	Agilent CrossLab Syringe	Agilent CrossLab Replacement Plunger	Agilent CrossLab Replacement Barrel
SIL-10A SIL-10Ai	500	Chem (1/4-28 UNF screw threads), gas tight	228-25237-04	8001-0401	8001-0403	8001-0405
SIL-10A SIL-10Ai	2,500	Chem (1/4-28 UNF screw threads), gas tight	228-25237-06	8001-0402	8001-0406	

The cross references to the original equipment manufacturer (OEM) part numbers listed here serve as a recommendation that the Agilent CrossLab products are viable alternatives to OEM products. CrossLab products are compatible with the corresponding OEM instruments, although in some cases, the CrossLab products may have slightly different designs as compared to the OEM counterparts. All CrossLab supplies are backed by Agilent's 90-day money-back warranty.



Autosampler syringe, 8001-0401



Replacement syringe plunger, 500 µL, 8001-0403



## CrossLab Supplies for Shimadzu HPLC Systems

### Pump Supplies, 1/pk

Model	Description	Similar to OEM Part No.	Agilent CrossLab Part No.
<b>Plungers and Seals</b>			
LC-10ADvp LC-2010 (HT)	Sapphire plunger	228-35601-92 228-34498-91	8001-0503
LC-20AD LC-20ADXR LC-20AB	Sapphire plunger	228-35601-93	8001-0504
LC-20AT	Sapphire plunger assembly	228-35009-93	8001-0501
LC-2010	Sapphire plunger assembly	228-35281-93	8001-0514
LC-10ATvp	Ceramic plunger assembly	228-35009-92	8001-0533
LC-10ADvp	Ceramic plunger assembly	228-35601-91	8001-0534
LC-10ADvp LC-20AD/20ADxr/AB LC-30	Plunger holder	228-35602-91	8001-0515
LC-10AD/ADvp/LC-600/LC-9A LC-20AD/AB LC-2010 A/C (HT)	Plunger seal, graphite-filled PTFE (GFP)	228-35146-00	8001-0502
LC-10ATvp SIL-10ADvp SIL-20A/AC LC-20AT LC-2010 A/C LC-2010HT SIL-HT	Plunger seal, graphite-filled PTFE (GFP)	228-35145-00	8001-0522



Plunger seal, 8001-0502

The cross references to the original equipment manufacturer (OEM) part numbers listed here serve as a recommendation that the Agilent CrossLab products are viable alternatives to OEM products. CrossLab products are compatible with the corresponding OEM instruments, although in some cases, the CrossLab products may have slightly different designs as compared to the OEM counterparts. All CrossLab supplies are backed by Agilent's 90-day money-back warranty.

(Continued)

## CrossLab Supplies for Shimadzu HPLC Systems

**Pump Supplies, 1/pk**

<b>Model</b>	<b>Description</b>	<b>Similar to OEM Part No.</b>	<b>Agilent CrossLab Part No.</b>
<b>Plungers and Seals</b>			
LC-20AD/20AB and LC-10ADvp	Plunger seal, polyethylene	228-32628-00	8001-0530
LC-10ATvp/10AT/10AS	Plunger seal, polyethylene	228-21975-00	8001-0527
LC-10AS/10AT/10ATvp	Plunger rinse seal, polyethylene	228-28499-00	8001-0615
LC-20AT	Rinse seal	228-35935	8001-0520
LC-20AT	Back-up ring for ring seal	228-35934	8001-0516
LC-20AT	Plunger seal spacer	228-42700	8001-0510
LC-10AD LC-10ADvp LC-2010 LC-20AD/AB	PTFE diaphragms, 2/pk	228-32784-91	8001-0513
<b>Check Valves and Cartridges</b>			
LC-10AT/ATvp	Check valve IN	228-32166-91	8001-0528
LC-10ADvp	Check valve IN	228-39093-92	8001-0535
LC-10ADvp/ATvp	Check valve OUT	228-34976-91	8001-0532
LC-10AD and LC-600 and LC-9A	Check valve IN	228-33492-91	8001-0531
LC-10AT/AD and LC-600 and LC-9A	Check valve OUT	228-32531-92	8001-0529
LC-20AD/AB <sub>XR</sub>	Check valve IN	228-48249-91 228-45557-91	8001-0511
LC-20AD/AB LC-10ADvp/ATvp	Outlet check valve	228-45705-91 228-45563-95	8001-0521
LC-2010 LC-2010HT	Inlet valve cartridge	228-37149-92 228-37149-91	8001-0519
LC-2010 LC-2010HT	Outlet check valve	228-37147-93 228-37147-92	8001-0506
LC-20AT	Primary inlet check valve assembly	228-48249-93	8001-0512

The cross references to the original equipment manufacturer (OEM) part numbers listed here serve as a recommendation that the Agilent CrossLab products are viable alternatives to OEM products. CrossLab products are compatible with the corresponding OEM instruments, although in some cases, the CrossLab products may have slightly different designs as compared to the OEM counterparts. All CrossLab supplies are backed by Agilent's 90-day money-back warranty.

**Looking for Performance Maintenance Kits for Rheodyne Valves?**  
Please see pages 144-147.

## CrossLab Supplies for Shimadzu HPLC Systems

### Valve Replacement Parts, 1/pk

Model	Description	Similar to OEM Part No.	Agilent CrossLab Part No.
SiL-10A/10Ai/10A <sub>XL</sub>	Rotor, 6-port valve	228-21217-91	8001-0601
SIL-10ADvp	Rotor, 6V assembly, stainless steel surround	228-21217-97	8001-0603
SIL-10A/10Ai	Stator, 6-port valve	228-21220-91	8001-0604
SIL-20A/AC LC-2010	Stator, 5-port low pressure valve (LPV)	228-36917-01	8001-0607
SIL-20A/AC SIL-HT	Rotor, PEEK, high pressure valve (HPV)	228-41310-92 228-40750-92	8001-0612
LC-2010	Rotor, Vespel, high pressure valve (HPV)	228-38556-01	8001-0609
SIL-20A/AC	High pressure stator assembly for SIL-20A/AC	228-45408-91	8001-0613
LC-2010 LC-2010HT SIL-20 SIL-HT	Rotor, PEEK, low pressure valve (LPV)	228-36923-00	8001-0608
LC-10ADvp LC-10ATvp SIL-10ADvp LC-20AT LC-2010/HT	O-ring for drain valve, perfluoroelastomer	670-11518	8001-0614



Rotor, 6-port valve, 8001-0601



Stator, 6-port valve, 8001-0604



PEEK rotor, low pressure valve (LPV), 8001-0608

### Sample Loops, 1/pk

Model	Volume (μL)	Material	Similar to OEM Part No.	Agilent CrossLab Part No.
SIL-20A/AC	100	Stainless steel	228-45402-91 228-45402-95	8001-0814
SIL-10ADvp	100	Stainless steel, extended for pre-treatment	228-39751-92	8001-0812
LC-2010 LD-2010HT SIL-HT	100	Stainless steel	228-41370-91 228-37549-91	8001-0809
	100	Stainless steel, 1/16 in	220-90800-20	8001-0801
	100	Stainless steel, 1/8 in	220-90800-30	8001-0802

The cross references to the original equipment manufacturer (OEM) part numbers listed here serve as a recommendation that the Agilent CrossLab products are viable alternatives to OEM products. CrossLab products are compatible with the corresponding OEM instruments, although in some cases, the CrossLab products may have slightly different designs as compared to the OEM counterparts. All CrossLab supplies are backed by Agilent's 90-day money-back warranty.

## CrossLab Supplies for Shimadzu HPLC Systems

## Performance Maintenance Kits

Model	Description	Kit Contents	Similar to OEM Part No.	Agilent CrossLab Part No.
<b>Performance Maintenance Kits for Pumps</b>				
LC-20AT	Rinse seal holder assembly	Contains 1 rinse seal, 1 stainless steel rinse seal holder, 1 back up ring, 1 perfluoroelastomer O-ring for drain valve	228-35946-92	8001-0517
<b>Performance Maintenance Kits for Valves</b>				
SIL-10ADvp	Stator assembly for SIL-10ADvp	Contains 1 ceramic rotor, 1 stator, 1 housing C manifold with intermediate plate	228-36730-91 228-39349-01 228-39755-91	8001-0610
LC-2010	Stator assembly for LC-2010	Contains 1 housing C manifold (stainless steel) packing, 1 stator, and pins	228-40254-91	8001-0509

## HPLC Capillaries, 1/pk

Model	From	To	Material	OD (mm)	ID (mm)	Length (mm)	Fittings	Similar to OEM Part No.	Agilent CrossLab Part No.
LC-2010	Autosampler	Column	Flexible stainless steel	0.6	0.17	200	No fittings	228-38043-91	8001-0810
SIL-10ADvp	Injector	High pressure valve port #1	Flexible stainless steel	0.6	0.13	200	With fittings, non pre-swaged	228-39756-92	8001-8020
SIL-10ADvp SIL-20A/AC	Pump	Autosampler	Stainless steel	1.6	0.3	600	No fittings	228-22306-00	8001-0818
LC-20AP			Stainless steel	1.6	0.8	2000	No fittings	228-49820-00 228-50579-43	8001-0821
LC-20AT LC-20AD SIL-10ADvp			Stainless steel	1.6	0.3	2000	No fittings	228-36993-96 228-50579-91	8001-0822

The cross references to the original equipment manufacturer (OEM) part numbers listed here serve as a recommendation that the Agilent CrossLab products are viable alternatives to OEM products. CrossLab products are compatible with the corresponding OEM instruments, although in some cases, the CrossLab products may have slightly different designs as compared to the OEM counterparts. All CrossLab supplies are backed by Agilent's 90-day money-back warranty.

## CrossLab Supplies for Shimadzu HPLC Systems

### Tubing

Model	Description	OD (mm)	ID (mm)	Length (mm)	Fittings	Similar to OEM Part No.	Agilent CrossLab Part No.
LC-2010 LC-20AD	ETFE tubing for use between the inlet block and the check valve	1.6	0.8	3000	No fittings	228-18495-01	8001-0807
LC-2010 SII-20A/AC	FEP tubing	3	1.5	3000	No fittings	670-10321-05	8001-0823
SPD-20A/AV SPD-M20A	PEEK tubing	1.6	0.25	500	No fittings	670-10324-01 228-33376-50	8001-0824

### HPLC Fittings, Ferrules, and Unions

Model	Description	Unit	Similar to OEM Part No.	Agilent CrossLab Part No.
LC-2010	PTFE ferrule, 3.0 F-T	1/pk	228-12493-00	8001-0803
LC-20AT LD-20AD	Stainless steel ferrule, 1.6 F	1/pk	228-16000-10	8001-0816
LC-2010	Flangeless nut, M6	1/pk	228-39999-05	8001-0813
SIL-20A/AC LC-20AT LC-20AD	Stainless steel male nut, 1.6 MN, for 1/16 in tubing	1/pk	228-16001-00	8001-0805
SIL-10ADvp SIL-20A/AC	Stainless steel male nut, 1.6 MN, W6 (taller hex portion)	1/pk	228-16001-03	8001-0806
LC-20AD/AB LC-10ADvp	PEEK male nut, 1.6 MN, for plumbing line between inlet block and check valve	1/pk	228-35403-00	8001-0819
	PEEK male nut, fingertight for 1/16 in tubing	1/pk	228-18565-84	8001-0817

The cross references to the original equipment manufacturer (OEM) part numbers listed here serve as a recommendation that the Agilent CrossLab products are viable alternatives to OEM products. CrossLab products are compatible with the corresponding OEM instruments, although in some cases, the CrossLab products may have slightly different designs as compared to the OEM counterparts. All CrossLab supplies are backed by Agilent's 90-day money-back warranty.

## CrossLab Supplies for Shimadzu HPLC Systems

## HPLC In-Line Filters

Model	Description	Unit	Similar to OEM Part No.	Agilent CrossLab Part No.
LC-2010	Stainless steel in-line filter	1/pk	228-35871-96	8001-0808
LC-20AD/AB/AT			228-35871-94	
LC-10ADvp/ATvp				

The cross references to the original equipment manufacturer (OEM) part numbers listed here serve as a recommendation that the Agilent CrossLab products are viable alternatives to OEM products. CrossLab products are compatible with the corresponding OEM instruments, although in some cases, the CrossLab products may have slightly different designs as compared to the OEM counterparts. All CrossLab supplies are backed by Agilent's 90-day money-back warranty.

Please visit [www.agilent.com/chem/CrossLabHPLC](http://www.agilent.com/chem/CrossLabHPLC) for up-to-date info for the growing portfolio of CrossLab LC Supplies for your non-Agilent HPLC systems.



For Agilent CrossLab Vials and Closures ordering information please see the General Chromatography catalog (publication # 5991-1059EN)  
[www.agilent.com/chem/library](http://www.agilent.com/chem/library)



For Agilent CrossLab Well Plates and Sealing Mats ordering information please see the General Chromatography catalog (publication # 5991-1059EN)  
[www.agilent.com/chem/library](http://www.agilent.com/chem/library)

# CrossLab Supplies for Dionex HPLC Systems

## Detector Lamps, 1/pk

Model	Description	Similar to OEM Part No.	Agilent CrossLab Part No.
VWD-3000 Series MWD-3000 Series DAD-3000 Series	Long-life deuterium lamp, 2,000 hours	6074.1110	8002-0703
VWD-3000 Series MWD-3000 Series DAD-3000 Series	Tungsten lamp, 2,000 hours	6074.2000	8002-0705
UVD-3000	Long-life deuterium lamp, 2,000 hours	6073.2070	8002-0702
UVD 170/340 UVD 160/320	Long-life deuterium lamp, 2,000 hours	5053.1204	8002-0701
PDA-100 AD-25	Long-life deuterium lamp, 2,000 hours	939016T	8002-0704
PDA-100 AD-25	Tungsten lamp, 5,000 hours	056123T	8002-0706



Long-life deuterium lamp, 8002-0701

## Autosampler Syringes, 1/pk

Model	Volume (µL)	Description	Similar to OEM Part No.	Agilent CrossLab Syringe	Agilent CrossLab Replacement Needle (Needle Gauge/Length (mm)/Tip)	Agilent CrossLab Replacement Plunger
WPS-3000SL	25	Chem (1/4-28 UNF screw threads), gas tight	6822.0001	8002-0405		
	250	Chem (1/4-28 UNF screw threads), gas tight	6822.0003	8002-0407		
ASI-100	100	Removable needle, gas tight	5805.2920	8002-0401*	8002-0413, 22/51/3, 6/pk 8002-0412, 22s/51/3, 6/pk	8002-0402
	1,000	Removable needle, gas tight	5805.2940	8002-0403*	8002-0414, 22/51/3, 6/pk 8002-0415, 22s/51/3, 6/pk	8002-0406
	2,500	Removable needle, gas tight	5805.2950	8002-0404*	8002-0414, 22/51/3, 6/pk 8002-0415, 22s/51/3, 6/pk	8002-0408

\*Needles are sold separately

The cross references to the original equipment manufacturer (OEM) part numbers listed here serve as a recommendation that the Agilent CrossLab products are viable alternatives to OEM products. CrossLab products are compatible with the corresponding OEM instruments, although in some cases, the CrossLab products may have slightly different designs as compared to the OEM counterparts. All CrossLab supplies are backed by Agilent's 90-day money-back warranty.



Chem (1/4-28 UNF screw threads), gas tight, 8002-0405



Removable needle, gas tight, 8002-0401

## CrossLab Supplies for Dionex HPLC Systems

### Autosampler Supplies

Model	Material	OD (mm)	ID (mm)	Length (mm)	Volume (µL)	Fittings	Similar to OEM Part No.	Part No.
<b>Needle Seat Capillaries, 1/pk</b>								
WPS-3000SL	Stainless steel	0.8	0.12	120	1.35	With fittings, non pre-swaged	6820.2407	8002-0808
WPS-3000SL	Stainless steel	0.8	0.18	120	3.1	With fittings, non pre-swaged	6820.2408	8002-0809
WPS-3000SL Semiprep	Stainless steel	0.8	0.5	120	24	With fittings, non pre-swaged	6820.2409	8002-0810

### Pump Supplies

Model	Description	Unit	Similar to OEM Part No.	Agilent CrossLab Part No.
<b>Pistons and Seals</b>				
ISO-3100A	Piston, sapphire	1/pk	6035.2240	8002-0515
LPG-3400A				
LPG-3400AB				
LPG-3400M				
LPG-3400MB				
DGP-3600A				
DGP-3600AB				
DGP-3600M				
DGP-3600MB				
HPG-3x00A				
HPG-3x00M				
ISO-3100SD	Piston seal, reversed-phase	2/pk	6040.0304	8002-0502
LPG-3400SD				
LPG-3400RS				
DGP-3400SD				
DGP-3600RS				
HPG-3x00SD				
HPG-3x00RS				
HPG-3x00RS				
ISO-3100SD	Support ring for pistons seals	2/pk	6040.0012	8002-0501
LPG-3400SD				
LPG-3400RS				
DGP-3400SD				
DGP-3600RS				
HPG-3x00SD				
HPG-3x00RS				
UltiMate 3000 pump series	Ring seal, DR-8, PTFE	10/pk	2266.0082	8002-0601

The cross references to the original equipment manufacturer (OEM) part numbers listed here serve as a recommendation that the Agilent CrossLab products are viable alternatives to OEM products. CrossLab products are compatible with the corresponding OEM instruments, although in some cases, the CrossLab products may have slightly different designs as compared to the OEM counterparts. All CrossLab supplies are backed by Agilent's 90-day money-back warranty.

(Continued)



## CrossLab Supplies for Dionex HPLC Systems

### Pump Supplies

Model	Description	Unit	Similar to OEM Part No.	Agilent CrossLab Part No.
<b>Check Valves and Cartridges</b>				
UltiMate 3000 RS pumps, optional for SD and BM pumps	Check valve cartridge, ceramic	1/pk	6041.2301	8002-0517
ISO-3100A LPG-3400A LPG-3400M LPG-3400MB LPG-3400AB DGP-3600A DGP-3600M DGP-3600MB DGP-3600AB HPG-3x00A HPG-3x00M HPG-3200P	Check valve cartridge, sapphire, biocompatible	1/pk	6035.2300	8002-0516

### Valve Replacement Parts

Model	Description	Unit	Similar to OEM Part No.	Agilent CrossLab Part No.
FLM-3x00	Rotor seal, proprietary inert polymer composite, 2-position 10-port C2 switching valve (standard)	1/pk	6720.0110	8002-0607
FLM-3x00	Rotor seal, polyaryletherketone/PTFE composite, 2-position 10-port C2 switching valve (biocompatible)	1/pk	6720.0092	8002-0605
FLM-3x00	Stator, stainless steel, 2-position 10-port C2 switching valve (standard)	1/pk	6720.0111	8002-0608
ASI-100	Tefzel rotor seal	1/pk	709.7010.071	8002-0604
ASI-100 Rheodyne injectors	Vespel rotor seal	1/pk	709.7010.039	8002-0602
ASI-100 Rheodyne injectors	Stainless steel stator	1/pk	709.7010.040	8002-0603

The cross references to the original equipment manufacturer (OEM) part numbers listed here serve as a recommendation that the Agilent CrossLab products are viable alternatives to OEM products. CrossLab products are compatible with the corresponding OEM instruments, although in some cases, the CrossLab products may have slightly different designs as compared to the OEM counterparts. All CrossLab supplies are backed by Agilent's 90-day money-back warranty.



Vespel rotor seal, 8002-0602



Stainless steel stator, 8002-0603

## CrossLab Supplies for Dionex HPLC Systems

### Sample Loops, 1/pk

Model	Description	Volume (µL)	Material	Similar to OEM Part No.	Agilent CrossLab Part No.
ASI-100 series	For 100 µL syringe	100	Stainless steel	5810.3012	8002-0859
ASI-100 ASI-100T	For 250 µL syringe	150	Stainless steel	5810.3003	8002-0856
ASI-100 series	For 1000 µL syringe	1000	Stainless steel	5810.3010	8002-0857
ASI-100P ASI-100PT	For 2500 µL syringe	2500	Stainless steel	5810.3011	8002-0858

### Buffer Loops, 1/pk

Model	Volume (µL)	Material	Similar to OEM Part No.	Agilent CrossLab Part No.
WPS-3000SL Analytical WPS-3000RS	100	Stainless steel	6820.2413	8002-0860
WPS-3000SL Semiprep	>250	Stainless steel	6820.2421	8002-0811

The cross references to the original equipment manufacturer (OEM) part numbers listed here serve as a recommendation that the Agilent CrossLab products are viable alternatives to OEM products. CrossLab products are compatible with the corresponding OEM instruments, although in some cases, the CrossLab products may have slightly different designs as compared to the OEM counterparts. All CrossLab supplies are backed by Agilent's 90-day money-back warranty.



Looking for Performance Maintenance Kits for Rheodyne Valves?  
Please see pages 144-147.

## CrossLab Supplies for Dionex HPLC Systems

### Performance Maintenance Kits

Model	Description	Kit Contents	Similar to OEM Part No.	Agilent CrossLab Part No.
<b>Performance Maintenance Kits for Pumps</b>				
ISO-3100SD	Performance Maintenance Kit for ISO-3100SD pump	Contains 1 solvent line filter holder, 1 stainless steel solvent line filter frit (Porosity: 10 µm), 1 silicone tubing (2.80 mm od x 1.30 mm id x 1.5 m L), 1 PharMed tubing for peristaltic pump (3.2 mm od x 1.6 mm id x 180 mm L), 3 tube connectors for 1.0-2.0 mm id tubing, 4 piston seals (reversed-phase), 2 support rings, 1 PTFE O-ring seal (9 mm x 1.5 mm) for seal wash system, 1 PTFE O-ring seal (32 mm x 1.5 mm) for seal wash system, 1 check valve cartridge (sapphire), 1 cap seal for purge valve knob	6040.1950	8002-0907
ISO-3100BM	Performance Maintenance Kit for ISO-3100BM pump	Contains 1 solvent line filter holder, 1 PEEK solvent line filter frit (Porosity: 10 µm), 1 silicone tubing (2.80 mm od x 1.30 mm id x 1.5 m L), 1 PharMed tubing for peristaltic pump (3.2 mm od x 1.6 mm id x 180 mm L), 3 tube connectors for 1.0-2.0 mm id tubing, 4 piston seals (reversed-phase, biocompatible), 2 support rings, 1 PTFE O-ring seal (9 mm x 1.5 mm) for seal wash system, 1 PTFE O-ring seal (32 mm x 1.5 mm) for seal wash system, 1 check valve cartridge (sapphire), 1 cap seal for purge valve knob	6042.1950	8002-0917
LPG-3400SD	Performance Maintenance Kit for LPG-3400SD pump	Contains 4 solvent line filter holders, 4 stainless steel solvent line filter frits (Porosity: 10 µm), 1 silicone tubing (2.80 mm od x 1.30 mm id x 1.5 m L), 1 PharMed tubing for peristaltic pump (3.2 mm od x 1.6 mm id x 180 mm L), 3 tube connectors for 1.0-2.0 mm id tubing, 4 piston seals (reversed-phase), 2 support rings, 1 PTFE O-ring seal (9 mm x 1.5 mm) for seal wash system, 1 PTFE O-ring seal (32 mm x 1.5 mm) for seal wash system, 1 check valve cartridge (sapphire), 1 cap seal for purge valve knob	6040.1951	8002-0908
LPG-3400RS	Performance Maintenance Kit for LPG-3400RS pump	Contains 4 solvent line filter holders, 4 stainless steel solvent line filter frits (Porosity: 10 µm), 1 silicone tubing (2.80 mm od x 1.30 mm id x 1.5 m L), 1 PharMed tubing for peristaltic pump (3.2 mm od x 1.6 mm id x 180 mm L), 3 tube connectors for 1.0-2.0 mm id tubing, 4 piston seals (reversed-phase), 1 PTFE O-ring seal (9 mm x 1.5 mm) for seal wash system, 1 PTFE O-ring seal (32 mm x 1.5 mm) for seal wash system, 1 check valve cartridge (ceramic), 1 cap seal for purge valve knob	6040.1954	8002-0911

The cross references to the original equipment manufacturer (OEM) part numbers listed here serve as a recommendation that the Agilent CrossLab products are viable alternatives to OEM products. CrossLab products are compatible with the corresponding OEM instruments, although in some cases, the CrossLab products may have slightly different designs as compared to the OEM counterparts. All CrossLab supplies are backed by Agilent's 90-day money-back warranty.

(Continued)

## CrossLab Supplies for Dionex HPLC Systems

## Performance Maintenance Kits

Model	Description	Kit Contents	Similar to OEM Part No.	Agilent CrossLab Part No.
<b>Performance Maintenance Kits for Pumps</b>				
LPG-3400BM	Performance Maintenance Kit for LPG-3400BM pump	Contains 4 solvent line filter holders, 4 PEEK solvent line filter frits (Porosity: 10 µm), 1 silicone tubing (2.80 mm od x 1.30 mm id x 1.5 m L), 1 PharMed tubing for peristaltic pump (3.2 mm od x 1.6 mm id x 180 mm L), 3 tube connectors for 1.0-2.0 mm id tubing, 4 piston seals (reversed-phase, biocompatible), 2 support rings, 1 PTFE O-ring seal (9 mm x 1.5 mm) for seal wash system, 1 PTFE O-ring seal (32 mm x 1.5 mm) for seal wash system, 1 titanium inline filter frit (Porosity: 2 µm), 1 check valve cartridge (sapphire), 1 cap seal for purge valve knob	6042.1951	8002-0918
DGP-3600SD	Performance Maintenance Kit for DGP-3600SD pump	Contains 6 solvent line filter holders, 6 stainless steel solvent line filter frits (Porosity: 10 µm), 1 silicone tubing (2.80 mm od x 1.30 mm id x 1.5 m L), 1 PharMed tubing for peristaltic pump (3.2 mm od x 1.6 mm id x 180 mm L), 5 tube connectors for 1.0-2.0 mm id tubing, 8 piston seals (reversed-phase), 4 support rings, 2 PTFE O-ring seals (9 mm x 1.5 mm) for seal wash system, 2 PTFE O-ring seals (32 mm x 1.5 mm) for seal wash system, 2 check valve cartridges (sapphire), 2 cap seals for purge valve knob	6040.1952	8002-0909
DGP-3600RS	Performance Maintenance Kit for DGP-3600RS pump	Contains 6 solvent line filter holders, 6 stainless steel solvent line filter frits (Porosity: 10 µm), 1 silicone tubing (2.80 mm od x 1.30 mm id x 1.5 m L), 1 PharMed tubing for peristaltic pump (3.2 mm od x 1.6 mm id x 180 mm L), 5 tube connectors for 1.0-2.0 mm id tubing, 8 piston seals (reversed-phase), 2 PTFE O-ring seals (9 mm x 1.5 mm) for seal wash system, 2 PTFE O-ring seals (32 mm x 1.5 mm) for seal wash system, 2 check valve cartridges (ceramic), 2 cap seals for purge valve knob	6040.1955	8002-0912
DGP-3600BM	Performance Maintenance Kit for DGP-3600BM pump	Contains 6 solvent line filter holders, 6 PEEK solvent line filter frits (Porosity: 10 µm), 1 silicone tubing (2.80 mm od x 1.3 mm id x 1.5 m L), 1 PharMed tubing for peristaltic pump (3.2 mm od x 1.6 mm id x 180 mm L), 5 tube connectors for 1.0-2.0 mm id tubing, 8 piston seals (reversed-phase, biocompatible), 4 support rings, 2 PTFE O-ring seals (9 mm x 1.5 mm) for seal wash system, 2 PTFE O-ring seals (32 mm x 1.5 mm) for seal wash system, 2 titanium inline filter frits (Porosity: 2 µm), 2 check valve cartridges (sapphire), 2 cap seals for purge valve knob	6042.1952	8002-0919
HPG-3x00SD	Performance Maintenance Kit for HPG-3x00SD pump	Contains 4 solvent line filter holders, 4 stainless steel solvent line filter frits (Porosity: 10 µm), 1 silicone tubing (2.80 mm od x 1.30 mm id x 1.5 m L), 1 PharMed tubing for peristaltic pump (3.2 mm od x 1.6 mm id x 180 mm L), 5 tube connectors for 1.0-2.0 mm id tubing, 8 piston seals (reversed-phase), 4 support rings, 2 PTFE O-ring seals (9 mm x 1.5 mm) for seal wash system, 2 PTFE O-ring seals (32 mm x 1.5 mm) for seal wash system, 2 check valve cartridges (sapphire), 1 cap seal for purge valve knob	6040.1953	8002-0910

The cross references to the original equipment manufacturer (OEM) part numbers listed here serve as a recommendation that the Agilent CrossLab products are viable alternatives to OEM products. CrossLab products are compatible with the corresponding OEM instruments, although in some cases, the CrossLab products may have slightly different designs as compared to the OEM counterparts. All CrossLab supplies are backed by Agilent's 90-day money-back warranty.

(Continued)

## CrossLab Supplies for Dionex HPLC Systems

### Performance Maintenance Kits

Model	Description	Kit Contents	Similar to OEM Part No.	Agilent CrossLab Part No.
<b>Performance Maintenance Kits for Pumps</b>				
HPG-3x00RS	Performance Maintenance Kit for HPG-3x00RS pump	Contains 4 solvent line filter holders, 4 stainless steel solvent line filter frits (Porosity: 10 µm), 1 silicone tubing (2.80 mm od x 1.30 mm id x 1.5 m L), 1 PharMed tubing for peristaltic pump (3.2 mm od x 1.6 mm id x 180 mm L), 5 tube connectors for 1.0-2.0 mm id tubing, 8 piston seals (reversed-phase), 2 PTFE O-ring seals (9 mm x 1.5 mm) for seal wash system, 2 PTFE O-ring seals (32 mm x 1.5 mm) for seal wash system, 2 check valve cartridges (ceramic), 1 cap seal for purge valve knob	6040.1956	8002-0913
ISO-3100A LPG-3400A and M DGP-3600A and M HPG-3x00 A and M	Performance Maintenance Kit for UltiMate 3000 pumps with floating pistons	Contains 2 solvent line filter holders, 1 stirrer, 1 ECTFE tubing (1.60 mm od x 0.75 mm id x 1 m L), 1 silicone tubing (2.80 mm od x 1.30 mm id x 1.5 m L), 1 PharMed tubing for peristaltic pump (3.2 mm od x 1.6 mm id x 180 mm L), 2 fittings (for 1/8 in od tubing, PEEK), 2 solvent line locking rings (PEEK), 2 solvent line support flanges (PEEK), 2 knurled head screws (1/4 in-28 for ferrule 1/16 in, PEEK), 1 tube connector for 1.0-2.0 mm id tubing, 2 ferrules (1/16 in for 1/4 in-28 head screw, PEEK), 4 ring seals (DR-8), 8 piston seals (reversed-phase), 2 mixing chamber gaskets, 4 O-rings (22 mm x 2 mm, silicone), 4 pistons (sapphire), 4 inline filter frits (stainless steel; porosity: 0.5 µm), 4 inline filter frits (stainless steel; porosity: 10 µm), 8 solvent line filter frits (stainless steel; porosity: 10 µm), 2 piston support hemispheres, 4 support rings, 2 micro flow ring seals, and 4 check valve cartridges (sapphire)	6035.1961	8002-0904
LPG-3400AB and MB DGP-3600AB and MB	Performance Maintenance Kit for UltiMate 3000 pumps with floating pistons, Biocompatible	Contains 1 ECTFE tubing (1.6 mm od x 0.75 mm id x 1 m L), 1 silicone tubing (2.80 mm od x 1.30 mm id x 1.5 m L), 1 PharMed tubing for peristaltic pump (3.2 mm od x 1.6 mm id x 180 mm L), 2 PEEK fittings for 1/8 in od tubing, 2 solvent line locking rings (PEEK), 2 solvent line support flanges (PEEK), 2 knurled head screws (1/4 in-28 for ferrule 1/16 in, PEEK), 1 tube connector for 1.0-2.0 mm id tubing, 2 ferrules (1/16 in for 1/4 in-28 head screw, PEEK), 4 ring seals (DR-8), 8 piston seals (reversed-phase), 4 O-rings (22 mm x 2 mm, silicone), 4 pistons (sapphire), 4 inline filter frits (titanium; Porosity: 10 µm), 4 inline filter frits (PEEK; Porosity: 0.5 µm), 2 solvent line filter holders, 6 solvent line filter frits (titanium; Porosity: 10 µm), 2 piston support hemispheres, 4 support rings, 2 micro flow ring seals, 4 check valve cartridges (sapphire), and 2 mixing chamber gaskets	6035.1963	8002-0906

The cross references to the original equipment manufacturer (OEM) part numbers listed here serve as a recommendation that the Agilent CrossLab products are viable alternatives to OEM products. CrossLab products are compatible with the corresponding OEM instruments, although in some cases, the CrossLab products may have slightly different designs as compared to the OEM counterparts. All CrossLab supplies are backed by Agilent's 90-day money-back warranty.

(Continued)

## CrossLab Supplies for Dionex HPLC Systems

## Performance Maintenance Kits

Model	Description	Kit Contents	Similar to OEM Part No.	Agilent CrossLab Part No.
<b>Performance Maintenance Kits for Pumps</b>				
HPG-3200P	Performance Maintenance Kit for HPG-3200P pump	Contains 1 stirrer, 1 silicone tubing (2.80 mm od x 1.30 mm id x 1.5 m L), 1 PharMed tubing for peristaltic pump (3.2 mm od x 1.6 mm id x 180 mm L), 1 FEP tubing (4.5 mm od x 3.0 mm id x 2 m L), 1 tube connector for 1.0-2.0 mm id tubing, 2 tube adaptors (3.0 mm id 1/4 in-28), 4 ring seals (DR-8), 8 piston seals (reversed-phase, semipreparative), 2 mixing chamber gaskets, 4 ceramic pistons (semipreparative), 4 stainless steel inline filter frits (Porosity: 10 µm), 2 stainless steel solvent line filters (Porosity: 10 µm), 4 support rings (semipreparative), 4 check valve cartridges (sapphire)	6035.1962	8002-0905
ISO-3100A LPG-3400 A and M DGP-3600 A and M HPG-3x00 A and M	Piston seal/support ring kit, reversed-phase	Contains 1 support ring and 2 piston seals	6025.2010A	8002-0923
LPG-3400AB LPG-3400MB DGP-3600AB DGP-3600MB ISO-3100BM LPG-3400BM DPG-3600BM	Piston seal/support ring kit, reversed-phase, biocompatible	Contains 1 support ring and 2 piston seals	6025.2012	8002-0901
HPG-3200P P680	Piston seal/support ring kit, reversed-phase, semipreparative	Contains 1 support ring and 2 piston seals	6030.9010	8002-0902
HPG-3200P P680	Piston seal/support ring kit, normal phase, semipreparative	Contains 1 support ring and 2 piston seals	6030.9011	8002-0903
ISO-3100A LPG-3400A LPG-3400M DGP-3600A DGP-3600M HPG-3x00A HPG-3x00M ISO-3100SD LPG-3400SD DGP-3600SD HPG-3x00SD	Piston seal/support ring kit, normal phase	Contains 1 support ring and 2 piston seals	6025.2011A	8002-0924

The cross references to the original equipment manufacturer (OEM) part numbers listed here serve as a recommendation that the Agilent CrossLab products are viable alternatives to OEM products. CrossLab products are compatible with the corresponding OEM instruments, although in some cases, the CrossLab products may have slightly different designs as compared to the OEM counterparts. All CrossLab supplies are backed by Agilent's 90-day money-back warranty.

(Continued)

## CrossLab Supplies for Dionex HPLC Systems

### Performance Maintenance Kits

Model	Description	Kit Contents	Similar to OEM Part No.	Agilent CrossLab Part No.				
<b>Performance Maintenance Kits for Pumps</b>								
ISO-3100SD	PTFE seal kit for rear seal wash system	Contains 5 PTFE O-ring seals 9 mm x 1.5 mm, 5 PTFE O-ring seals 32 mm x 1.5 mm	6040.2208	8002-0915				
ISO-3100BM								
LPG-3400SD								
LPG-3400BM								
LPG-3400RS								
DGP-3600SD								
DGP-3600BM								
DGP-3600RS								
HPG-3x00SD								
HPG-3x00RS								
HPG-3200BX								
ISO-3100SD					Tubing Kit for Rear Seal Wash System	Contains 1 silicone tubing (2.80 mm od x 1.30 mm id x 1.5 m L), 1 PharMed tubing for peristaltic pump (3.2 mm od x 1.6 mm id x 180 mm L), 7 tube connectors for 1.0-2.0 mm id tubing	6040.9502	8002-0916
ISO-3100BM								
LGP-3400SD								
LGP-3400RS								
LGP-3400BM								
DGP-3600SD								
DGP-3600RS								
DGP-3600BM								
HPG-3x00SD								
HPG-3x00RS								
<b>Performance Maintenance Kits for Autosamplers</b>								
WPS-3000TBSL Autosampler	Rotor Seal and Stator Face Seal Kit	Contains 1 rotor seal and 1 stator face	6722.9014	8002-0611				
WPS-3000SL	Rotor Seal Kit	Contains 2 PEEK rotor seals, 1 9/64 in hex key, instructions	6840.0012	8002-0610				
WPS-3000RS								

The cross references to the original equipment manufacturer (OEM) part numbers listed here serve as a recommendation that the Agilent CrossLab products are viable alternatives to OEM products. CrossLab products are compatible with the corresponding OEM instruments, although in some cases, the CrossLab products may have slightly different designs as compared to the OEM counterparts. All CrossLab supplies are backed by Agilent's 90-day money-back warranty.

## CrossLab Supplies for Dionex HPLC Systems

## HPLC Capillaries, 1/pk

Model	From	To	Material	OD (mm)	ID (mm)	Length (mm)	Fittings	Similar to OEM Part No.	Agilent CrossLab Part No.
UltiMate 3000 RS	Pump	Autosampler	Flexible stainless steel	0.6	0.13	450	With fittings, non pre-swaged	6040.2345	8002-0822
UltiMate 3000 SD	Pump	Autosampler	Flexible stainless steel	0.6	0.18	450	With fittings, non pre-swaged	6040.2365	8002-0824
UltiMate 3000 RS	Autosampler	Column Thermostat Valve	Flexible stainless steel	0.6	0.13	350	With fittings, non pre-swaged	6040.2335	8002-0821
UltiMate 3000 SD	Autosampler	Column Thermostat Valve	Flexible stainless steel	0.6	0.18	350	With fittings, non pre-swaged	6040.2375	8002-0825
UltiMate 3000	Autosampler	Column Thermostat Valve	Stainless steel	1.6	0.23	340	With fittings, non pre-swaged	6820.2418	8002-0837
UltiMate 3000 RS	Column Thermostat Valve	Column	Flexible stainless steel	0.6	0.13	550	With fittings, non pre-swaged	6040.2305	8002-0818
UltiMate 3000 RS	Pump	Autosampler	Flexible stainless steel	0.6	0.18	550	With fittings, non pre-swaged	6040.2355	8002-0823
UltiMate 3000 SD	Column Thermostat Valve	Column							
UltiMate 3000 RS	Column	Detector	Flexible stainless steel	0.6	0.13	250	With fittings, non pre-swaged	6040.2325	8002-0820
UltiMate 3000 SD	Column	Detector	Flexible stainless steel	0.6	0.18	250	With fittings, non pre-swaged	6040.2385	8002-0826
UltiMate 3000	Column	Detector	Stainless steel	1.6	0.13	250	With fittings, non pre-swaged	6074.2410	8002-0833
UltiMate 3000	Column	Detector	PEEK	1.6	0.13	250	With fittings, non pre-swaged	6074.2415	8002-0834
UltiMate 3000	Column	Detector	Stainless steel	1.6	0.23	250	With fittings, non pre-swaged	6074.2400	8002-0831
UltiMate 3000	Column	Detector	PEEK	1.6	0.25	250	With fittings, non pre-swaged	6074.2405	8002-0832
UltiMate 3000 RS			Flexible stainless steel	0.6	0.13	150	With fittings, non pre-swaged	6040.2315	8002-0819

The cross references to the original equipment manufacturer (OEM) part numbers listed here serve as a recommendation that the Agilent CrossLab products are viable alternatives to OEM products. CrossLab products are compatible with the corresponding OEM instruments, although in some cases, the CrossLab products may have slightly different designs as compared to the OEM counterparts. All CrossLab supplies are backed by Agilent's 90-day money-back warranty.

(Continued)



## CrossLab Supplies for Dionex HPLC Systems

### HPLC Capillaries, 1/pk

Model	From	To	Material	OD (mm)	ID (mm)	Length (mm)	Fittings	Similar to OEM Part No.	Agilent CrossLab Part No.
VWD-3100			PEEK	1.6	0.25	2000	No fittings	6251.6001	8002-0835
VWD-3100RS									
VWD-3400									
VWD-3400RS									
DAD-3000									
DAD-3000RS									
MWD-3000									
MWD-3000RS									
ISO-3100BM									
LPG-3400AB									
LPG-3400MB									
LPG-3400BM									
DPG-3600AB									
DPG-3600MB									
DPG-3600BM									
Summit P680	Pump	Autosampler	Stainless steel	1.6	0.508	178	With fittings, non pre-swaged	5030.3020	8002-0816
Summit ASI-100	Autosampler	Column	Stainless steel				With fittings, non pre-swaged	6000.0020	8002-0817*
UVD 170U	Column	Detector	PEEK	1.6	0.5	1000	No fittings	2251.6002	8002-0815
UVD 340U									

\*CrossLab capillary and fitting kit, for ASI-100 Autosampler, contains 1 stainless steel capillary (0.7 mm id x 1 m), 2 stainless steel capillaries (0.25 mm id x 2 m), 15 10-32UNF stainless steel fittings, 5 10-32UNF stainless steel long fittings, 3 10-32UNF stainless steel extra long fittings, 15 stainless steel ferrules 1/16 in, and 8 stainless steel long ferrules 1/16 in

The cross references to the original equipment manufacturer (OEM) part numbers listed here serve as a recommendation that the Agilent CrossLab products are viable alternatives to OEM products. CrossLab products are compatible with the corresponding OEM instruments, although in some cases, the CrossLab products may have slightly different designs as compared to the OEM counterparts. All CrossLab supplies are backed by Agilent's 90-day money-back warranty.

## CrossLab Supplies for Dionex HPLC Systems

## Tubing

Model	Description	OD (mm)	ID (mm)	Length (mm)	Fittings	Similar to OEM Part No.	Agilent CrossLab Part No.
LPG-3x00 peristaltic pump	PharMed biocompatible tubing	3.2	1.6	180	No fittings	6000.5000	8002-0803

## HPLC Fittings, Ferrules, and Unions

Model	Description	Unit	Similar to OEM Part No.	Agilent CrossLab Part No.
UltiMate 3000 Series	Blind nut, FS-8 biocompatible	1/pk	6000.0144 6000.0044	8002-0802
WPS-3000(T)SL WPS-3000(T)SL Semiprep WPS-3000(T)RS	Ferrule and fitting kit, contains 6 ferrules and 6 long fitting screws		6822.0011	8002-0921

## HPLC In-Line Filters

Model	Description	Unit	Similar to OEM Part No.	Agilent CrossLab Part No.
LPG-3400BM DGP-3600BM	In-line filter, 10 µL	1/pk	6042.5014	8002-0805
LPG-3400BM DGP-3600BM	Filter frit for titanium in-line filter, 2 µL	1/pk	6268.0036	8002-0806

The cross references to the original equipment manufacturer (OEM) part numbers listed here serve as a recommendation that the Agilent CrossLab products are viable alternatives to OEM products. CrossLab products are compatible with the corresponding OEM instruments, although in some cases, the CrossLab products may have slightly different designs as compared to the OEM counterparts. All CrossLab supplies are backed by Agilent's 90-day money-back warranty.

Please visit [www.agilent.com/chem/CrossLabHPLC](http://www.agilent.com/chem/CrossLabHPLC) for up-to-date info for the growing portfolio of CrossLab LC Supplies for your non-Agilent HPLC systems.



For Agilent CrossLab Vials and Closures ordering information please see the General Chromatography catalog (publication # 5991-1059EN) [www.agilent.com/chem/library](http://www.agilent.com/chem/library)

For Agilent CrossLab Well Plates and Sealing Mats ordering information please see the General Chromatography catalog (publication # 5991-1059EN) [www.agilent.com/chem/library](http://www.agilent.com/chem/library)



# CrossLab Supplies for CTC Analytics HPLC Autosamplers

Agilent's CrossLab portfolio includes a variety of syringes compatible with CTC Analytics HPLC HTS and HTC PAL systems.

## Autosampler Syringes for CTC HTS and HTC PAL, 1/pk

Volume (µL)	Description	Needle Gauge/Length (mm)/Tip	Agilent CrossLab Syringe	Agilent CrossLab Replacement Plunger
10	Fixed needle	22s/51/3	8010-0440*	
	Fixed needle, gas tight	22s/51/3	8010-0445*	8010-0457, 10/pk
25	Fixed needle, gas tight	22s/51/3	8010-0441	8010-0458, 10/pk
	Fixed needle, gas tight	22s/51/3	8010-0449*	8010-0450, 10/pk
100	Fixed needle, gas tight	22s/51/3	8010-0442*	8010-0459, 10/pk
	Fixed needle, gas tight	22/51/3	8010-0446*	8010-0459, 10/pk
250	Fixed needle, gas tight	22/51/3	8010-0467	8010-0456, 10/pk
500	Fixed needle, gas tight	22/51/3	8010-0468	8010-0460, 10/pk
1.0 mL	Fixed needle, gas tight	22/51/3	8010-0443	8010-0455, 1/pk
2.5 mL	Fixed needle, gas tight	22/51/3	8010-0444	8010-0448, 1/pk

\*Barrel od is 6.7 mm. All other 10, 25, and, 100 µL syringes have 7.9 mm od.

The cross references to the original equipment manufacturer (OEM) part numbers listed here serve as a recommendation that the Agilent CrossLab products are viable alternatives to OEM products. CrossLab products are compatible with the corresponding OEM instruments, although in some cases, the CrossLab products may have slightly different designs as compared to the OEM counterparts. All CrossLab supplies are backed by Agilent's 90-day money-back warranty.



## CE and CE/MS

### CE Solutions Kits

Agilent continues to introduce new CE solutions kits designed to simplify many of your applications:

- Inorganic anions
- Cations
- Organic acids
- Forensic anions
- $\mu$ Page

These kits include all you need to begin your CE analyses, including buffers, capillaries, conditioning solutions, test samples, methods and detailed descriptions. Each kit is designed to take advantage of the automation of the Agilent CE system to make your time in the laboratory more efficient. All kits are prepared using the same quality procedures as our buffers and are thoroughly tested and supported.

While the kits have been optimized for use with the Agilent CE system, they may be used with virtually any commercial or home-built CE system.

## Inorganic Anion Solutions Kit

The Inorganic Anion Solutions Kit contains all components needed for the analysis of common inorganic anions such as chloride, bromide, iodide, fluoride, sulfate, and phosphate. Applications include the analysis of inorganic ions in:

- Ultra pure water
- Waste water
- High purity chemicals
- Drug formulations
- Pulp and paper solutions
- Semiconductor solutions

Using an indirect UV detection system optimized for small anions, analyses are sensitive and rapid, and provide an alternative to traditional ion chromatography. The kit contains buffer, capillaries, test mixture, and instructions.



Inorganic anion solutions kit, 5063-6511



Inorganic anion solutions kit, 5063-6511



Ultra pure CE water, 5062-8578



0.1 N sodium hydroxide, 5062-8575

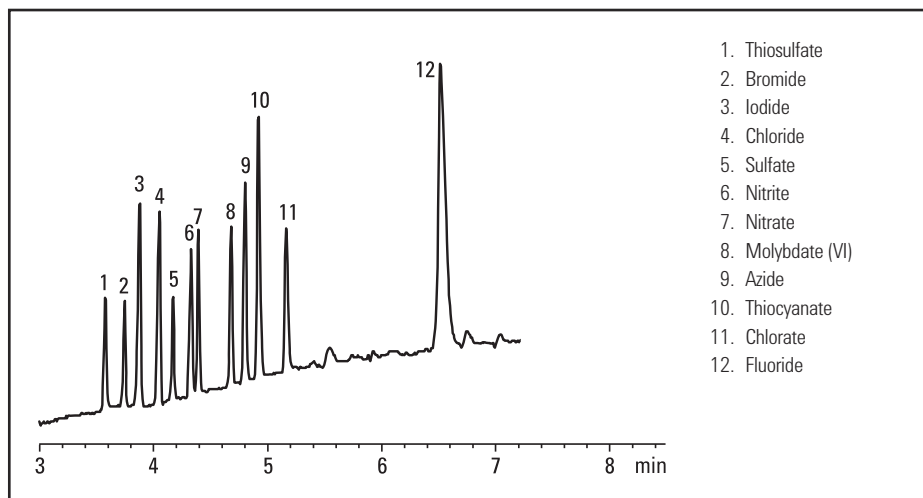


Inorganic anion test mixture, 5062-8524

### Inorganic Anion Solutions Kit

Description	Unit	Part No.
Inorganic Anion Solutions Kit		5063-6511
Inorganic anion buffer	250 mL	8500-6797
Ultra pure CE water	500 mL	5062-8578
0.1 N sodium hydroxide	250 mL	5062-8575
1.0 N sodium hydroxide	250 mL	5062-8576
Bare fused-silica capillary, 50 µm id, 72 cm long	2/pk	G1600-62211
Inorganic anion test mixture	10 mL	5062-8524
Includes 1000 ppm each of fluoride, chloride, bromide, nitrite, sulfate and 2000 ppm phosphate		

**Note:** The following part should be ordered separately for use with the Agilent CE System:  
 Alignment interface for standard 50 µm id capillary (P/N G1600-60210) for 1600 HP<sup>3</sup>D CE  
 Alignment interface for standard 50 µm id capillary (P/N G7100-60210) for 7100 CE



Separation of common anions

## Cation Solutions Kit

The Cation Solutions Kit provides everything you need for the analysis of inorganic and low-molecular-mass organic cations. It is specially designed for the separation of alkali metal ions, alkaline-earth metal ions and alkyl amines in a wide range of matrices.

Each kit contains a cation buffer, bare fused silica capillaries, cation standard, CE grade water and a detailed description of the analysis method and most common applications, including detection limits and reproducibility data. The Cation Solutions Kit and the separation methods were developed to fit perfectly with the Agilent CE system and to support its high automation capabilities. The methods are very easy to perform and provide accurate and quantitative analyses.

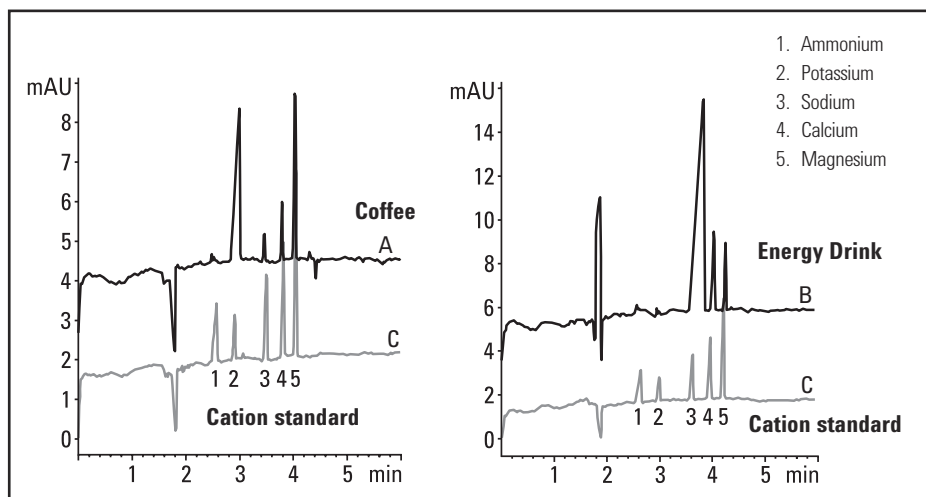
### Cation Solutions Kit

Column Description	Unit	Part No.
Cation Solutions Kit		5064-8206
Cation buffer	250 mL	5064-8203
Ultra pure CE water	500 mL	5062-8578
Bare fused silica capillary, extended light path bubble factor (3), 50 µm id, 56 cm long	2/pk	G1600-61232
Cation test mixture	25 mL	5064-8205

**Note:** The following part should be ordered separately for use with the Agilent CE System:

Alignment interface for 50 µm id extended light path capillary (P/N G1600-60230) for 1600 HP<sup>3</sup>D CE

Alignment interface for 50 µm id extended light path capillary (P/N G7100-60230) for 7100 CE



Cations in coffee and energy drinks

## Organic Acids Solutions Kit

The Organic Acids Solutions Kit is ideal for the analysis of short alkyl chain carboxylic acids. Employing an indirect UV detection agent optimized for organic acids, the methodology is simple, sensitive, and provides accurate quantitative analysis. Suited for the analysis of organic acids in a wide range of matrices, it is especially useful for determination of organic acids in beverages and food.

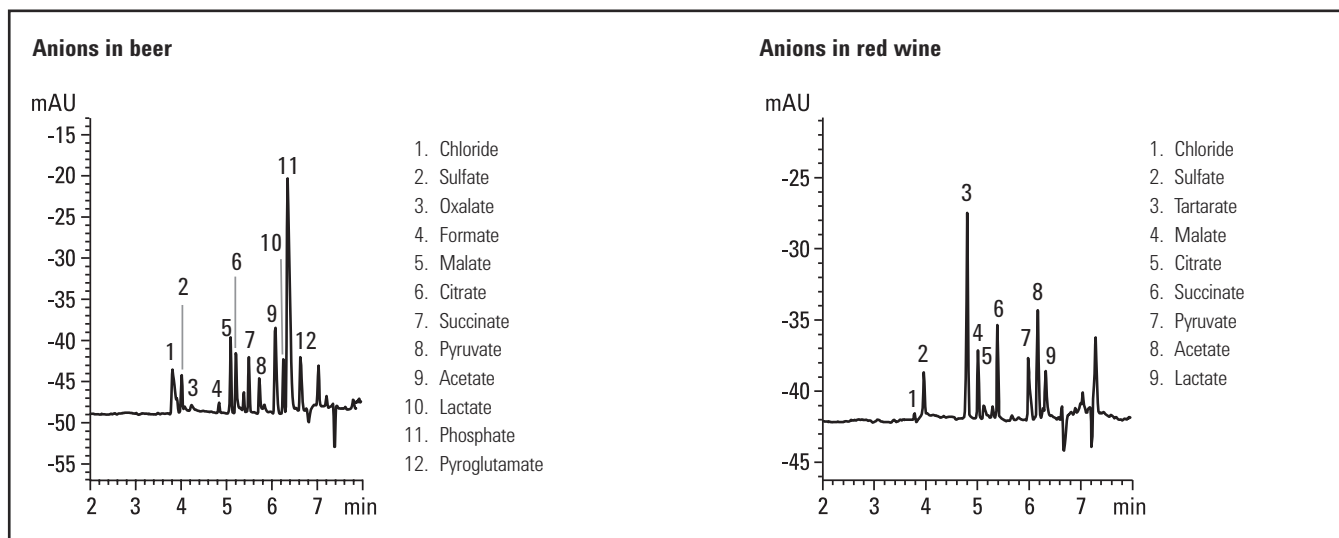
### Organic Acids Solutions Kit

Description	Unit	Part No.
Organic Acids Solutions Kit		5063-6510
Organic acids buffer	250 mL	8500-6785
Ultra pure CE water	500 mL	5062-8578
1.0 N sodium hydroxide	250 mL	5062-8576
Bare fused-silica capillary, 75 µm id, 72 cm long	2/pkg	G1600-62311
Organic acids test mixture	20 mL	8500-6900
Includes 1000 ppm each of malate, succinate, and lactate		

Note: The following part should be ordered separately for use with the Agilent CE System:

Alignment interface for 75 µm id capillary (P/N G1600-60310) for 1600 HP<sup>3</sup>D CE

Alignment interface for 75 µm id capillary (P/N G7100-60310) for 7100 CE



Organic acids in beer and red wine



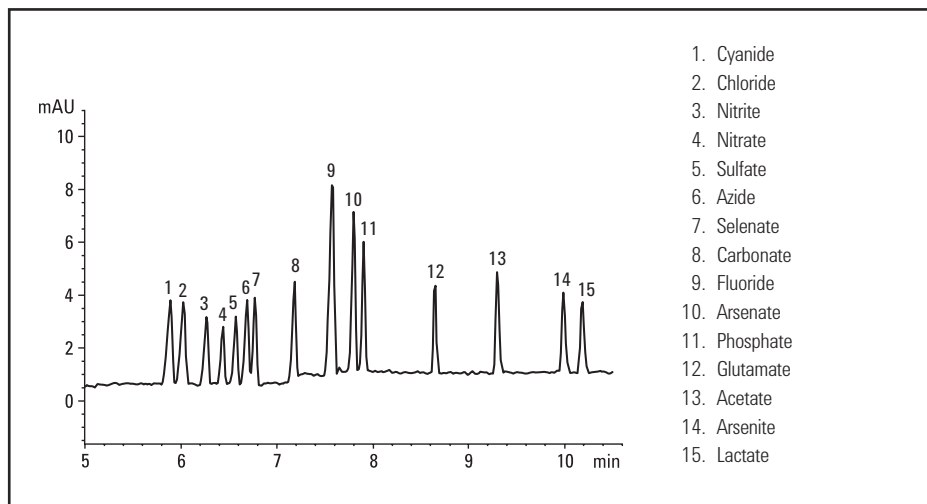
## Forensic Anions Solutions Kit

This highly focused kit was developed specifically for the analysis of poisonous compounds, such as cyanide, azide, selenate, arsenate, and arsenite. In cases of poisoning, analytical tools are needed to determine the identity of toxins quickly and accurately. A rapid determination of anionic toxins in adulterated foods and beverages is possible using CE with indirect UV detection. Forensic and other anions can be detected within 15 minutes with minimal sample preparation.

### Forensic Anions Solutions Kit

Description	Unit	Part No.
Forensic Anions Solutions Kit	5 x 50 mL	5064-8208
Basic anion buffer	50 mL	5064-8209
Ultra pure CE water	500 mL	5062-8578
Bare fused-silica capillary, 50 µm id, 104 cm long	2/pk	G1600-64211
Inorganic anion test mixture Includes 1000 ppm each of fluoride, chloride, bromide, nitrite, sulfate and 2000 ppm phosphate	10 mL	5062-8524

**Note:** The following part should be ordered separately for use with the Agilent CE System:  
Alignment interface for standard 50 µm id capillary (P/N G1600-60210) for 1600 HP<sup>3</sup>D CE  
Alignment interface for standard 50 µm id capillary (P/N G7100-60210) for 7100 CE



Analysis of an anion standard with the Forensic Anions Solutions Kit

## μPAGE Solution Kits

μPAGE poly-acrylamide gel-filled capillaries are the most direct vehicles to transfer all of your applications from slab gel to CE, utilizing the automation, high speed, high resolution, and quantitative advantages of CE. The capillaries are ideal for high resolution separations of oligonucleotides, single-stranded and double-stranded DNA fragments, polymerase chain reaction (PCR) products, sequencing reaction products and oligosaccharides.

μPAGE capillaries are available in three different pore sizes. The size of the molecular sieving pores is controlled by the monomer concentration (%T) and the degree of polymer cross-linking (%C). Gels with higher %T and %C values have smaller pores and are, therefore, more effective at resolving smaller molecules. μPAGE-10 (10%T, 0%C) capillaries provide high resolution capabilities for separation of antisense therapeutic agents, primers and probes, as well as nucleotides.

μPAGE-5 (5%T, 5%C) allows single base resolution of oligonucleotides [pd(A)] ranging from 20 to 150 bases.

For your convenience, μPAGE capillaries and μPAGE buffers can be purchased together or separately. To achieve the highest reproducibility and provide optimal longevity, use μPAGE buffer with μPAGE capillaries.

### μPAGE Starter Kits

Includes 3 μPAGE capillaries, 75 cm total length, 50 cm effective length, oligonucleotide standard and μPAGE buffer

Kit as defined by type of μPAGE capillary	ID (μm)	Part No.
μPAGE-10 (10%T, 0%C) μPAGE pd(A) <sub>25-30</sub> oligonucleotide standard for μPAGE-10 kit μPAGE buffer, 2 x 237 mL	100	192-1311
μPAGE-5 (5%T, 5%C) μPAGE pd(A) <sub>25-30, 40-60</sub> oligonucleotide standard for μPAGE-3 and μPAGE-5 kits μPAGE buffer, 2 x 237 mL	75	192-5211
μPAGE-3 (3%T, 3%C) μPAGE pd(A) <sub>25-30, 40-60</sub> oligonucleotide standard for μPAGE-3 and μPAGE-5 kits μPAGE buffer, 2 x 237 mL	75	192-3211

### μPAGE Basic Kits

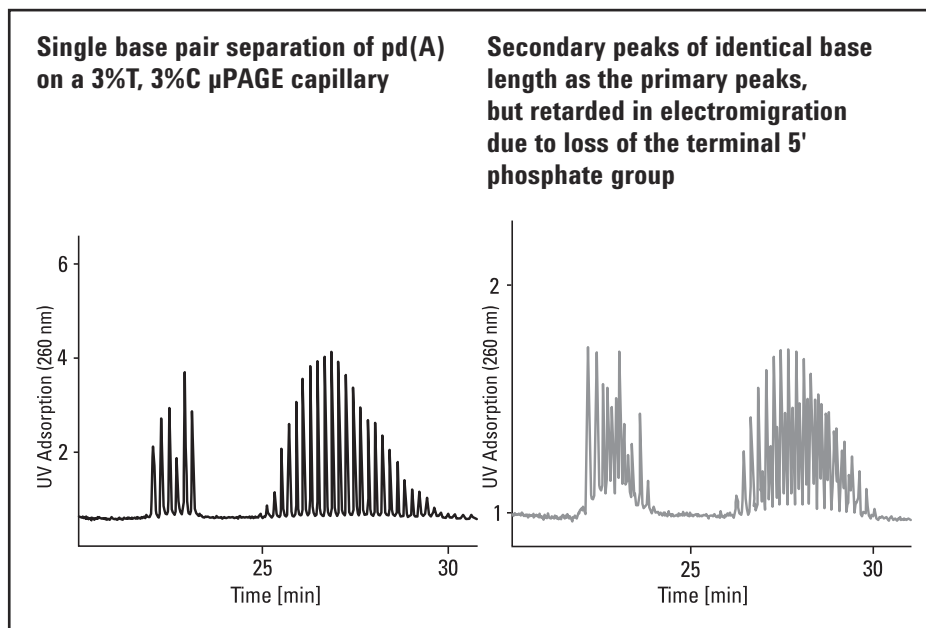
Includes 3 μPAGE capillaries, 75 cm total length, 50 cm effective length

Kit as defined by type of μPAGE capillary	ID (μm)	Part No.
μPAGE-10 (10%T, 0%C)	100	191-1311
μPAGE pd(A) <sub>25-30</sub> oligonucleotide standard for μPAGE-10 kit		
μPAGE-5 (5%T, 5%C)	75	191-5211
μPAGE pd(A) <sub>25-30, 40-60</sub> oligonucleotide standard for μPAGE-3 and μPAGE-5 kits		
μPAGE-3 (3%T, 3%C)	75	191-3211
μPAGE pd(A) <sub>25-30, 40-60</sub> oligonucleotide standard for μPAGE-3 and μPAGE-5 kits		

**Note:** The μPAGE capillaries are not pre-aligned for the G1600A CE and G7100 CE systems. To cut them to the correct length, use the CE column cutter (P/N 5183-4669). To create detection window, use the Window Etching Tool (P/N 590-3003).

### μPAGE Buffer Solutions and Oligo Standards

Kit as defined by type of μPAGE capillary	Part No.
μPAGE tris-borate and urea buffer for μPAGE-10, 4 x 237 mL	590-4005
μPAGE tris-borate and urea buffer for μPAGE-3 and μPAGE-5, 4 x 237 mL	590-4001
μPAGE pd(A) <sub>25-30, 40-60</sub> oligonucleotide standard for μPAGE-3 and μPAGE-5, 3 x 50 μL	590-4000

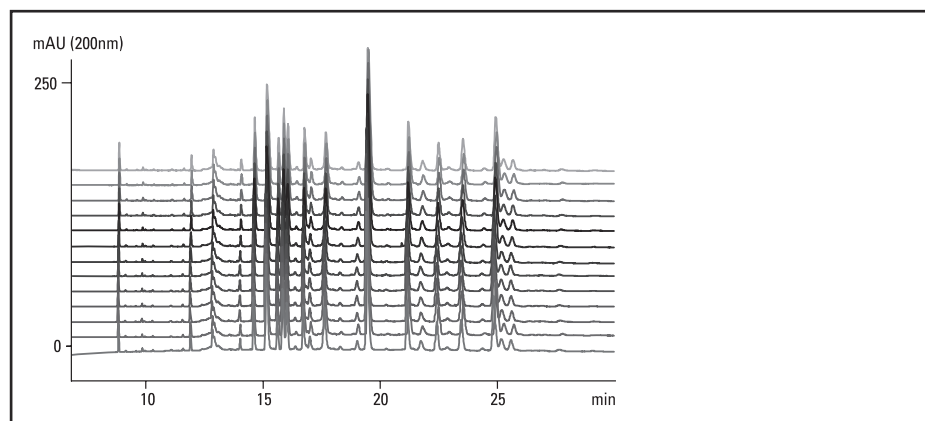


Oligonucleotide samples with or without terminal 5 phosphate group

## CE and CE/MS Capillaries

### Standard Bare Fused-Silica Capillaries

Fused-silica capillaries are the heart of CE. Pre-aligned capillaries from Agilent Technologies are designed and optimized for ease of use and reliability. All capillary ends are cut to a smooth, mirror-like finish. In addition, the polyimide outer coating is removed from the ends. These processes ensure minimal sample adsorption and help maintain sharp peak shapes. All capillaries have a pre-made detection "window" and a built-in alignment stopper that allows rapid and precise insertion in the alignment interface.



CZE of a tryptic digest of recombinant human growth hormone using a standard fused-silica capillary with 75  $\mu\text{m}$  internal diameter

#### Standard Bare Fused-Silica Capillaries, 2/pk

ID ( $\mu\text{m}$ )	Total Length (cm)	Effective Length (cm)	Color Code	Part No.
50	33	24.5	Green	G1600-63211
	48.5	40	Green	G1600-60211
	64.5	56	Green	G1600-61211
	80.5	72	Green	G1600-62211
	112.5	104	Green	G1600-64211
75	33	24.5	Blue	G1600-63311
	48.5	40	Blue	G1600-60311
	64.5	56	Blue	G1600-61311
	80.5	72	Blue	G1600-62311
	112.5	104	Blue	G1600-64311
100	33	24.5	Gray	G1600-63411
	48.5	40	Gray	G1600-60411
	64.5	56	Gray	G1600-61411
	80.5	72	Gray	G1600-62411
	112.5	104	Gray	G1600-64411

#### TIPS & TOOLS



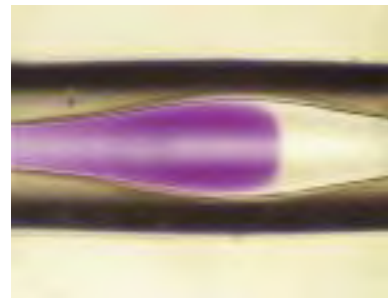
Different inner diameters of capillaries need to use different alignment interfaces to guarantee optimal detection. The color coding of the capillary and the alignment interface allow you to easily match the correct interface with the capillary.

## Extended Light Path (Bubble Cell) Bare Fused-Silica Capillaries

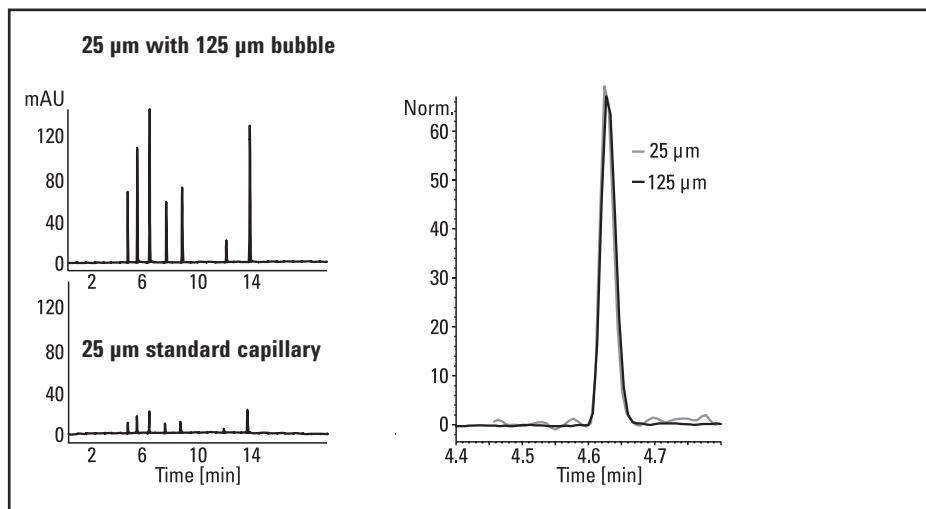
Use Agilent Technologies extended light path capillaries ("bubble" cell capillaries) to improve sensitivity 3- to 5-fold over standard capillaries. With extended light path capillaries, the inner diameter is increased only at the detection window, offering the sensitivity of a wide inner diameter capillary and the low current generation of a narrow one.

Resolution is not sacrificed when used with matching optical alignment interfaces from Agilent.

Through a computer-controlled proprietary process, the diameter is increased three to five times, with a manufacturing precision better than 3%. Take advantage of this process to extend the detection pathlength of 25  $\mu\text{m}$  id capillaries to 125  $\mu\text{m}$ , 50  $\mu\text{m}$  to 150  $\mu\text{m}$ , and 75  $\mu\text{m}$  to 200  $\mu\text{m}$ .



Electroosmotic flow maintains the "plug" flow in the bubble. Optical slits matched to the zone geometry maintain resolution.



Analysis of cold medicine ingredients in a standard capillary (25  $\mu\text{m}$  id) and an Agilent Extended Light Path Capillary

### TIPS & TOOLS

Use narrow 25 and 50  $\mu\text{m}$  id "bubble" cell capillaries for highly conductive buffers without sacrificing sensitivity.



**Extended Light Path (Bubble Cell) Bare Fused-Silica Capillaries, 2/pk**

<b>ID (μm)</b>	<b>Total Length (cm)</b>	<b>Effective Length (cm)</b>	<b>Bubble Factor</b>	<b>Optical Path Length (μm)</b>	<b>Color Code</b>	<b>Part No.</b>
25	48.5	40	5	125	Black	G1600-60132
	64.5	56	5	125	Black	G1600-61132
	80.5	72	5	125	Black	G1600-62132
50	43.5	35	3	150	Red	G1600-60233
	48.5	40	3	150	Red	G1600-60232
	64.5	56	3	150	Red	G1600-61232
	80.5	72	3	150	Red	G1600-62232
	112.5	104	3	150	Red	G1600-64232
75	48.5	40	2.7	200	Yellow	G1600-60332
	64.5	56	2.7	200	Yellow	G1600-61332
	80.5	72	2.7	200	Yellow	G1600-62332
	112.5	104	2.7	200	Yellow	G1600-64332

## Universal Bare Fused-Silica Capillaries

Universal Bare Fused-Silica Capillaries have a window, 75 cm effective length and 363  $\mu\text{m}$  od, fitting into any CE instrument. To cut them to the correct length we recommend using the CE column cutter (P/N 5183-4669).

### Universal Bare Fused-Silica Capillaries

ID ( $\mu\text{m}$ )	Total Length (cm)	Effective Length (cm)	Part No.
20	100	75	190-0431
50	100	75	190-0131
75	100	75	190-0231
100	100	75	190-0331

### Bulk Fused-Silica Capillaries

ID ( $\mu\text{m}$ )	Total Length (m)	Part No.
20	5	160-2660-5
50	5	160-2650-5
75	5	160-2644-5

## Polyvinyl Alcohol (PVA) Coated Capillaries

PVA coated capillaries contain a permanently adsorbed layer of polyvinyl alcohol. This coating minimizes hydrophobic and electrostatic solute/wall interactions and eliminates electroosmotic flow (EOF). Using a proprietary deposition process, the PVA coating is stable over a wide pH range, even under basic conditions, from pH 2.5 to 9.5. This stability allows the use of many common CE buffers. Because the silica surface is covered, many proteins and amines can be analyzed without the peak tailing found with uncoated capillaries. In addition, since EOF is eliminated, cumbersome washing procedures are unnecessary and migration time reproducibility may be improved.

Each batch of PVA coated capillaries is rigorously tested by Agilent Technologies and includes a representative electropherogram to assure quality.

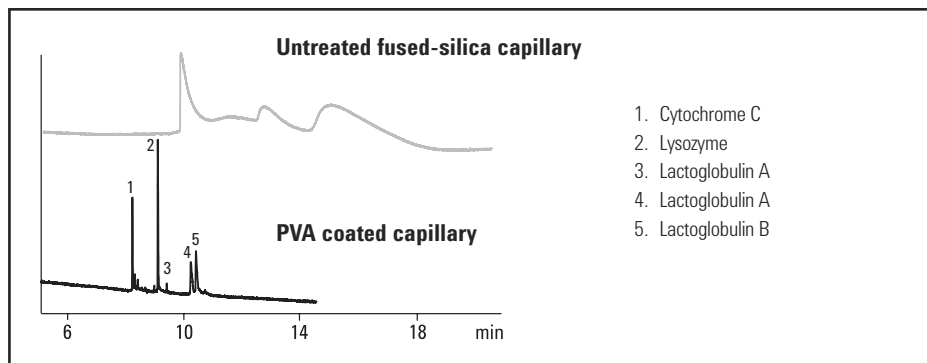
The color coding of the capillary (alignment stopper) and the alignment interfaces allow you to easily combine the correct interface with the capillary. Capillaries for non-Agilent CE systems have removable alignment stoppers without color code.

PVA coated capillaries can be used for a variety of applications, including protein analysis at physiological pH, isoelectric focusing, and small anion analysis without the need for flow-reversal agents in the buffer.

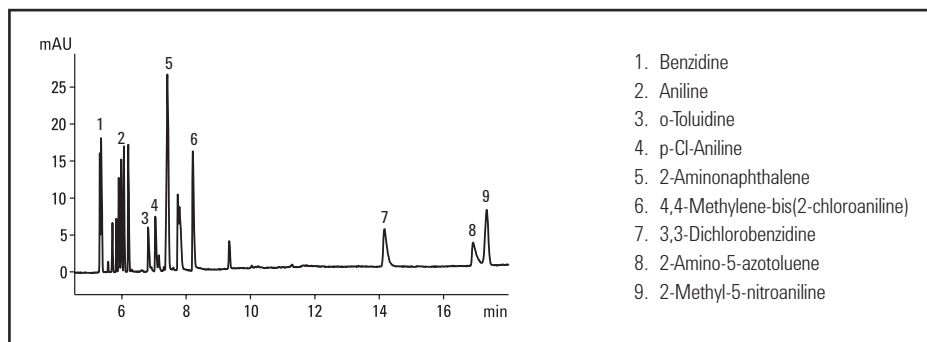
PVA coating is available in standard capillaries, or in Agilent Extended Light Path Capillaries ("bubble" cell capillaries) for high sensitivity applications. Both capillary types are available in longer lengths for use in non-Agilent systems.

PVA is also available for use with the High Sensitivity Detection Cell for even further improved HPLC-like sensitivity. In addition, PVA coated capillaries are offered for CE-MS applications. The capillaries are provided with a normally positioned detection window to allow tandem UV-Vis and MS detection for improved sample identification.

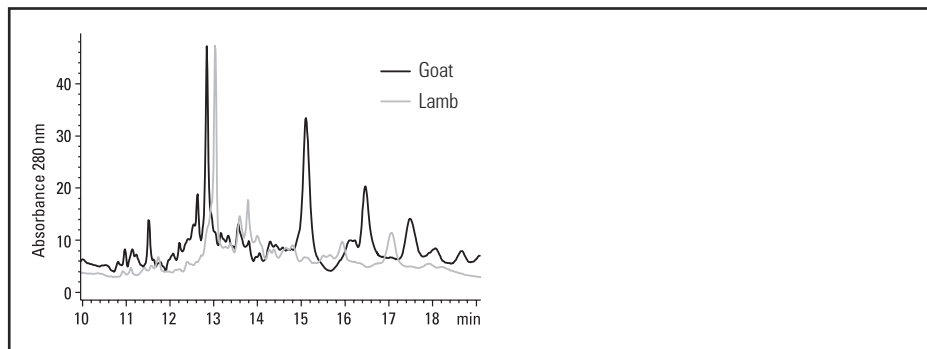




Use of PVA coated capillaries to reduce protein adsorption



CZE analysis of basic amines using PVA coated capillaries (decomposition products of azo dyes)



Analysis of meat proteins by c-IEF using PVA capillaries

**PVA Coated Capillaries for Agilent CE Systems\***

ID (µm)	Total Length (cm)	Effective Length (cm)	Bubble Factor	Optical Path Length (µm)	Color Code	Part No.
50	64.5	56	0	50	Green	G1600-61219
	64.5	56	3	150	Red	G1600-61239
	125	21.5	0	50	Green	G1600-67219
75	64.5	56	0	1200		G1600-68319
	125	21.5	0	75	Blue	G1600-67319
100	48.5	40	0	100	Gray	G1600-60419
	64.5	56	0	100	Gray	G1600-61419

\*Not compatible with borate buffers

**Note:** PVA coated capillaries for CE/MS have a blue alignment stopper matching the blue color code of the alignment interface for MS-UV detection. The alignment stopper of the 50 µm id PVA capillary for CE/MS has a black dot for easy identification.

**PVA Coated Capillaries for Non-Agilent CE Systems\***

ID (µm)	Total Length (cm)	Effective Length (cm)	Bubble Factor	Optical Path Length (µm)	Part No.
50	71	60	0	50	G160U-61219
	71	60	3	150	G160U-61239
100	56	45	0	100	G160U-60419
	71	60	0	100	G160U-61419

\*Not compatible with borate buffers

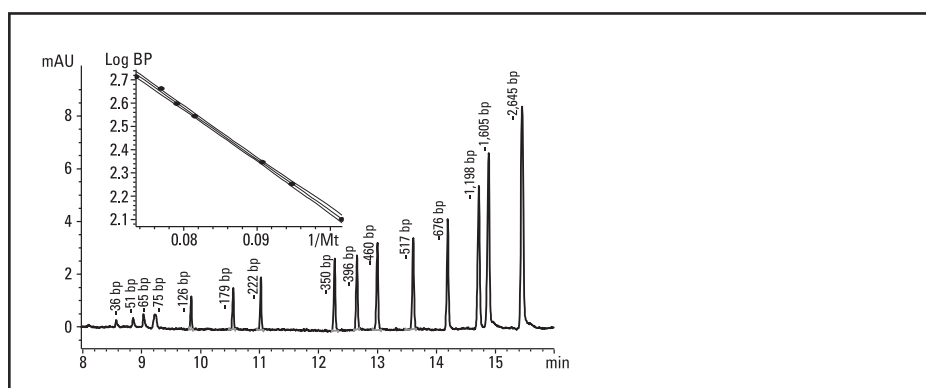
**Note:** When extended pathlength capillaries are used in non-Agilent systems, loss of resolution may be found if the axial slit width is not reduced. In Agilent systems, the alignment interface contains properly matched slits to maintain resolution.

## CEP Coated Capillaries

CEP coated capillaries contain a permanently bonded polymer coating. This CEP coating shields the silanol functionality of the capillary surface and helps prevent sample adsorption. Additionally, EOF is nearly eliminated, making the capillary ideal for applications such as DNA separations with sieving polymer buffers.

Elimination of EOF also simplifies analysis of anions and organic acids by direct UV detection. Without EOF reduction, highly mobile ions such as nitrate can migrate in the opposite direction to the slower, longer chain acids.

The CEP coated capillary is stable from pH 2 to 8. It can be used with borate buffers, offering a different surface functionality to help alleviate sample adsorption. Each batch of CEP coated capillaries is rigidly tested by Agilent Technologies and each capillary includes a representative electropherogram to assure quality.



Restriction fragment separation (36–2645 bp)

### CEP Coated Capillaries, 2/pk

ID (μm)	Total Length (cm)	Effective Length (cm)	Bubble Factor	Optical Path Length (μm)	Part No.
75	80.5	72	0	75	G1600-62318



## Cross-linked and Bonded $\mu$ SIL Capillaries

### $\mu$ SIL-FC and $\mu$ SIL-DNA Capillaries with Windows

A series of coated capillaries specifically designed for CE, which are prepared by cross-linking and bonding a novel, proprietary fluorocarbon (FC) polymer.  $\mu$ SIL-FC capillaries are chemically inert, hydrophobic, and stable from pH 2.5-10.

These capillaries are a must-have for cIEF, protein, peptide and carbohydrate separations, as well as replaceable gel CE applications such as oligonucleotides, DNA fragments, and PCR product separations.

$\mu$ SIL-DNA capillaries are also coated with an FC polymer but have a 75  $\mu$ m id to accommodate the viscosity of entangled polymer solutions. All  $\mu$ SIL capillaries are batch tested to ensure the highest performance and reproducibility.



$\mu$ SIL-DNA, 199-2602

### $\mu$ SIL-WAX Capillaries with Windows

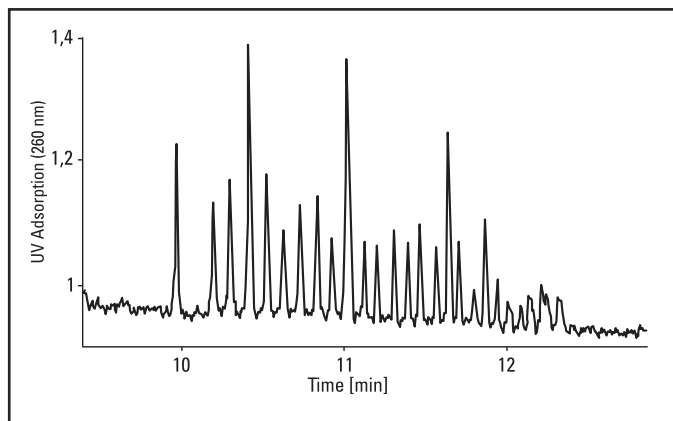
$\mu$ SIL-WAX features a modified, polyethylene oxide, hydrophilic coating made through a special cross-linking and bonding process. The coating effectively masks active silanol sites, offering exceptional efficiency, resolution, peak shape and reproducibility. The highly stable coating and near-zero EOF of  $\mu$ SIL-WAX makes the capillary ideal for CE-MS, and protein and peptide separations from pH 2-5.

Capillary	ID ( $\mu$ m)	Total Length (cm)	Effective Length (cm)	Film Thickness ( $\mu$ m)	Unit	Part No.
$\mu$ SIL-FC	50	80	50	0.075	3/pk	194-8111
$\mu$ SIL-DNA	75	65	50	0.075	2/pk	199-2602
$\mu$ SIL-WAX	50	100	75	0.1	2/pk	196-7203
$\mu$ SIL-WAX	100	100	75	0.1	2/pk	197-7202

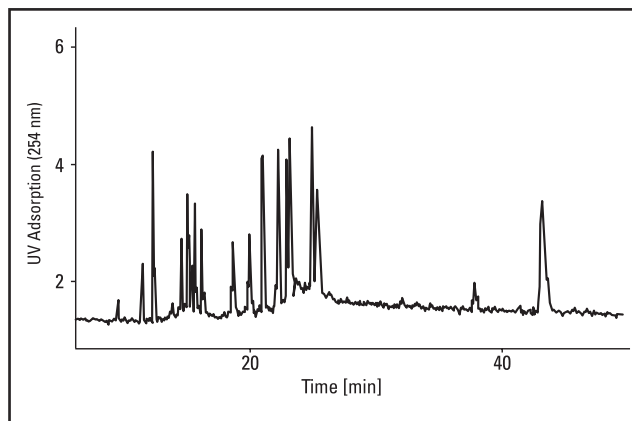
## Bulk $\mu$ SIL-DB Capillaries

$\mu$ SIL-DB coated capillaries are available as  $\mu$ SIL-DB-1 and  $\mu$ SIL-DB-17. In combination with a cellulose based buffer system,  $\mu$ SIL-DB coated capillaries have been widely used in cIEF applications, PCR product and DNA fragment separation, and many other CE applications which require reduced EOF.

Capillary	ID (mm)	Length (m)	Film Thickness ( $\mu$ m)	Part No.
DB-1	0.05	10	0.05	126-1012
DB-1	0.20	10	0.05	126-1013
DB-1	0.10	10	0.10	127-1012
DB-17	0.10	10	0.05	126-1713
DB-17	0.10	10	0.10	127-1712
DB-17	0.20	10	0.10	127-1713



Analysis of Allelic ladder with  $\mu$ SIL-DNA



Analysis of Myoglobin tryptic digest using  $\mu$ SIL-WAX

## Capillary Electrochromatography (CEC) Capillaries

Capillary electrochromatography is a hybrid of CE and LC and can be performed in the Agilent CE system. Using CE capillaries packed with LC stationary phases, CEC offers the loadability and selectivity of LC and the high efficiency of CE.

Using the high pressure capabilities of the Agilent CE system, both ends of the CEC capillary can be pressurized. This process prevents outgassing upon application of high voltage and significantly extends capillary lifetime.

Use CEC to improve resolution of solutes, which are difficult to resolve by HPLC, for hydrophobic solutes which cannot be solubilized in MEKC buffers, or for reduced sample and solvent consumption compared to HPLC.

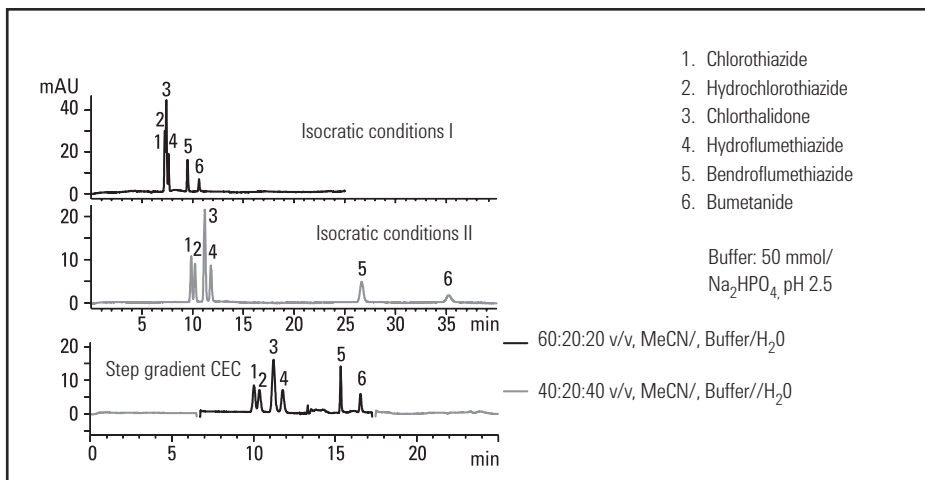
### Standard Packed CEC Capillaries, 2/pk

Description	ID (μm)	Total Length (cm)	Effective Length (cm)	Color Code*	Part No.
C18, 3 μm	100	33.5	25	Gray	5063-6512
	100	48.5	40	Gray	5063-6513
C8, 3 μm	100	33.5	25	Gray	5063-6535
	100	48.5	40	Gray	5063-6540
Phenyl, 3 μm	100	33.5	25	Gray	5063-6536
	100	48.5	40	Gray	5063-6541
Hypersil/Phenyl, 3 μm	100	48.5	40	Gray	5063-6544

\*The color coding of the capillary (alignment stopper) and the interface allows you to easily combine the correct alignment interface with the capillary.

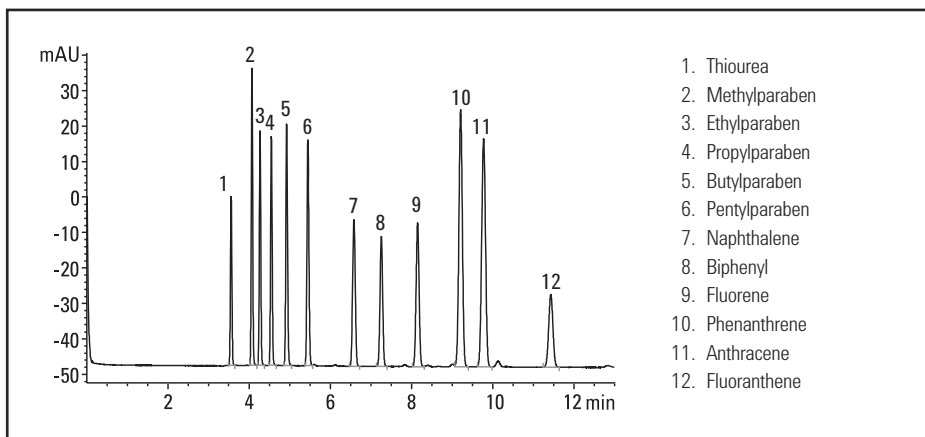


CEC C8 Capillaries, 2/pk, 5063-6535



Capillary Electrochromatography of diuretic test mixture

(courtesy of Dr. Melvin Euerby, Astra Chamwood, UK)



Capillary Electrochromatography of parabens and aromatics

**TIPS & TOOLS**

CEC capillaries require an Agilent CE system with external gas supply capabilities.



## Alignment Interfaces and Capillary Cassette

Agilent Technologies alignment interfaces are an integral part of the Agilent diode-array detection (DAD) system. These interfaces contain optical slits which are precisely matched to the capillary inner diameter for optimized sensitivity and linear detection range.

In combination with the capillary cassette, alignment interfaces simplify capillary exchange, protect the fragile detection window and ensure exact alignment of the window in the detector. Quick-change cassette allows capillary exchange in less than one minute.

**Note:** The color code of the alignment interface must match the color code of the capillary's built-in alignment stopper.



Alignment interface for standard capillary,  
G1600-60310



Capillary cassette, G7100-60002

### Alignment Interfaces

Description	ID (µm)	Color Code	Corresponding Capillary	G7100 CE Part No.	G1600 CE Part No.
Alignment interface for standard capillary	50	Green	Green	G7100-60210	G1600-60210
	75	Blue	Blue	G7100-60310	G1600-60310
	100	Gray	Gray		
	150	Brown	Brown		
Alignment interface for Agilent Extended Light Path capillaries	25	Black	Black	G7100-60150	G1600-60150
	50	Red	Red	G7100-60230	G1600-60230
	75	Yellow	Yellow	G7100-60330	G1600-60330
CE/MS alignment interface for 360 µm od capillaries, nonmetallic		Blue	Blue Gray	G7100-60400	

**Note:** 75, 100 and 150 µm id standard capillaries use the same interface (color blue).

PVA coated 50 and 75 µm id capillary for CE/MS use the same nonmetallic interface with color code blue for use with standard and extended light path capillaries, and the high sensitivity detector cell.

### Capillary cassette

Description	G7100 CE Part No.	G1600 CE Part No.
Capillary cassette	G7100-60002	G1600-60002

**Note:** Only use G7100-60002 cassette in G7100 and G1600-60002 cassette in G1600. Never mix cassettes.

### Optical filter for DAD

Description	G7100 CE Part No.	G1600 CE Part No.
Optical filter for DAD 260 nm, for DNA analysis with polyacrylamide filled capillaries and oligonucleotide analysis	G7100-62700	G1600-62700

#### TIPS & TOOLS



Cassette and interfaces accept all commercially available capillaries (~365 µm od).



## Instrument Parts and Supplies

### High Sensitivity Detection Cell

The Agilent high sensitivity detection cell – a technological leap which extends sensitivity by an order of magnitude – provides a solution to sensitivity limitations often encountered in CE. This improvement will substantially increase the utility of CE for impurity analysis of chiral drugs, biologicals, and compounds of environmental interest, among others.

The high linear range allows quantification of both <0.1% impurities and the main component in one run. This is useful for all impurity determinations and is especially useful for determining chiral excess.

The high sensitivity detection cell for the Agilent CE system not only improves detection sensitivity more than 10-fold over standard capillaries, but also extends linearity beyond 2000 mAU and provides unsurpassed spectral fidelity. These improvements are a result of a proprietary micromachined design which increases the detection pathlength from 75  $\mu\text{m}$  to 1200  $\mu\text{m}$  while dramatically reducing stray light.

The high sensitivity detection cell has a design comprised of a fused-silica cell body and removable capillaries. The light path through the cell is made from black fused-silica which significantly minimizes stray light and defines the aperture for the diode-array spectrometer. In addition, the reflective interior functions as a "lightpipe," ensuring almost 100% transmission of light which entered the cell. These properties result in enhanced linearity and unsurpassed spectral fidelity with the diode-array detector.



High Sensitivity Detection Cell

## Characteristics of the Agilent High Sensitivity Detection Cell

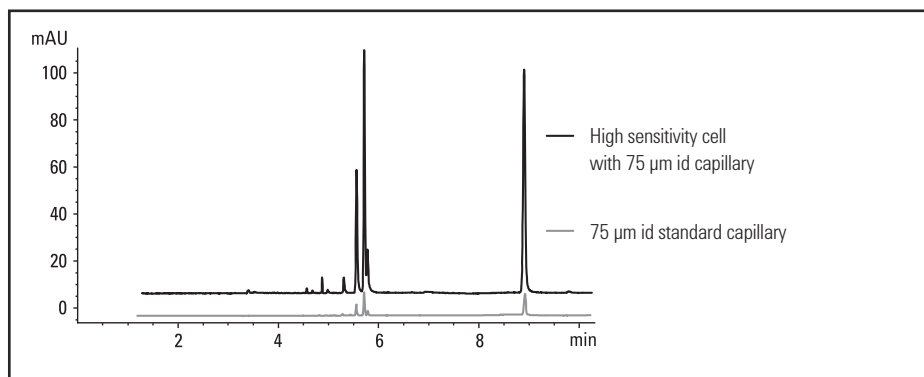
- Up to 10-fold increase in signal-to-noise
- Detector linearity beyond 2000 mAU for accurate quantitative analysis
- Decoupled design allows replaceable capillaries and reduced cost operation
- Special capillary geometry ensures maintenance of peak symmetry
- Full diode-array spectral capabilities
- Design fits all Agilent CE instruments

### High Sensitivity Detection Cell

Description	G7100 CE Part No.	G1600 CE Part No.
High sensitivity cell kit Includes detection cell, 75 $\mu$ m id inlet capillary (72 cm) and outlet capillary (8.5 cm) pair, capillary cassette, fittings (3 fitting screws with seals, 2 fitting caps), cleaning solution, CE Partner CD-ROM	G7100-68723	G1600-68723
CE cell fitting kit Includes 3 fitting screws, 2 fitting caps		G1600-63200
Replacement detection cell		G1600-60027
Cell cleaning fluid, 1 L		5062-8529

### Capillary Kits for High Sensitivity Detection Cell

Description	Effective Length (cm)	G1600 CE Part No.
75 $\mu$ m capillary kit with 8.5 cm outlet	56	G1600-68716
	72	G1600-68715
	88	G1600-68714
PVA coated 75 $\mu$ m capillary kit with 8.5 cm outlet	56	G1600-68319



Agilent high sensitivity detection cell vs. 75  $\mu$ m standard capillary for the CZE separation of naphthalene sulfonic acids

## CE/MS Accessories

The CE/MS Adapter Kit simplifies coupling the Agilent CE system with MS systems equipped with an electrospray ionization (ESI) source. Integral to this kit is the CE/MS cassette, which completely thermostats the capillary until it exits the CE system. The cassette offers multiple capillary paths that vary the capillary length. A method development configuration uses online diode array detection and MS. For rapid or routine MS analysis, the detector can be bypassed to decrease the total capillary length and reduce analysis time. The CE/MS adapter kit can be used with the complete Agilent 6000 Series mass spectrometers, or virtually any electrospray-MS platform.

The CE/MS cassette completely thermostats the capillary until it exits the CE system. Methods development configuration uses online diode array detection (DAD) and MS. For rapid or routine MS analysis the DAD can be by-passed to decrease the total capillary length and reduce analysis time.

The CE/MS Sprayer Kit includes the electrospray needle and splitter assembly, which allows the direct connection of the CE instrument with Agilent and other electrospray MS systems. The CE/MS Sprayer Kit needs the CE/MS Adapter Kit to fully support CE/MS coupling.

CE with tandem UV-Vis and MS detection allows the analysis of complex mixtures. Analyte mixtures are separated and the components detected via UV-Vis absorption, allowing preliminary identification based on peak elution time and UV-Vis spectra, or both, when compared to a standard. Online coupling to electrospray-ionization mass spectrometry (ESI-MS) then reveals unambiguous information on the solute's molecular weight, and possibly structure.

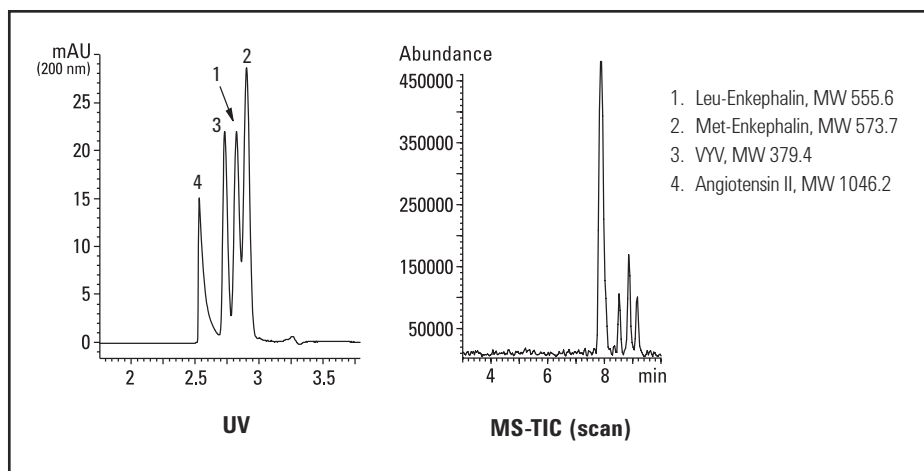


Interfacing the capillary requires an electrospray needle which is not included in this kit but in the CE-ESI-MS Nebulizer Kit. For coupling with non-Agilent MS please contact the MS vendor.

### CE/MS Adapter Kit

Description	Part No.
CE/MS Adapter Kit For interfacing the Agilent CE system with a mass spectrometer Includes parts below, which can be ordered separately*	G1603A
CE/MS interface cassette, metallic, for G1600 and G7100 CE	G1600-60013
CE/MS alignment interface for 360 µm od capillaries, nonmetallic, for G1600 CE	G1600-60400
CE/MS alignment interface for 360 µm od capillaries, nonmetallic, for G7100 CE	G7100-60400
Bare fused-silica, 50 µm id, 125 cm long, 2/pk	G1600-67311

\*Interfacing the capillary requires an electrospray needle which is not included in this kit



CE/MS of 4-component peptide mixture (210 fmol)

**CE/MS Sprayer Kit**

Description	Unit	Part No.
CE/MS Sprayer Kit		G1607A
Includes CE/MS test sample (5 g quinine sulfate dihydrate) and the parts listed below		
ES needle assembly		G1607-60041
CE-ESI sprayer		G1607-60001
Splitter assembly		G1607-60000
PEEK ferrule, 360 µm for CE/MS Sprayer		5022-2141
Nut, finger-tight fitting and ferrule	2/pk	0100-1543
Flex loc element	2/pk	1520-0401
Gasket	1/pk	G1607-20030
Ion kit (ammonium acetate)	5 x 5 mL	8500-4410

**CE/MS Capillaries**

Description	Color Code	Unit	Part No.
Bare fused-silica, 50 µm id, 125 cm long	Green	2/pk	G1600-67311
Bare fused-silica, 50 µm id, 100 cm long	Green	2/pk	G1600-67312
PVA coated capillary, 50 µm id, 125 cm long	Green	1/pk	G1600-67219
PVA coated capillary, 50 µm id, 100 cm long	Green	1/pk	G1600-67220
PVA coated capillary, 75 µm id, 125 cm long	Blue	1/pk	G1600-67319

## CE Standards & Reagents

Premade buffers help eliminate the time-consuming buffer preparation process. All Agilent buffers and reagents are designed to meet the stringent demands of CE. Manufactured under GLP/GMP conditions in ISO 9001 facilities, each is shipped with assay information and verification of purity. Chemicals are all electrophoresis grade, with nearly all ionic and organic impurities removed. Solutions are prepared under Class 10 clean room conditions and prefiltered through 0.2  $\mu\text{m}$  filters to ensure removal of particulates. Superior quality control ensures reproducible results bottle-to-bottle and batch-to-batch.

In addition to a set of kit buffers, which are specially designed for dedicated applications, Agilent offers a series of basic CZE buffers covering a broad pH range. The product portfolio also includes special buffers for protein analysis and for Micellar Electrokinetic Chromatography (MEKC). Cleaning and conditioning solutions complete the offering.



Ultra pure CE water, 5062-8578

### Ultra Pure CE Water

Description	Volume (mL)	Part No.
Ultra pure CE water	500	5062-8578



0.1 N sodium hydroxide, 5062-8575

### Capillary Conditioning Solutions

Description	Volume (mL)	Part No.
0.1 N sodium hydroxide	250	5062-8575
1.0 N sodium hydroxide	250	5062-8576
0.1 N phosphoric acid	250	5062-8577

### CZE Buffers for Charged Analytes

Description	Volume (mL)	Part No.
50 mM sodium phosphate buffer, pH 2.5	250	5062-8571
50 mM sodium phosphate buffer, pH 7.0	250	5062-8572
50 mM sodium tetraborate buffer, pH 9.3	250	5062-8573
20 mM sodium tetraborate buffer, pH 9.3	100	8500-6782



50 mM sodium phosphate buffer, pH 2.5,  
5062-8571

### CZE Buffers for Proteins

Description	Volume (mL)	Part No.
50 mM phosphate, 0.05% hydroxyethyl cellulose buffer, pH 2.5	250	8500-6786
150 mM phosphate, 200 mM ammonium sulfate buffer, pH 7.0	250	8500-6787

### MEKC Buffers for Neutral and Charged Analytes

Description	Volume (mL)	Part No.
50 mM sodium tetraborate, 100 mM sodium dodecyl sulfate buffer, pH 9.3*	250	5062-8574

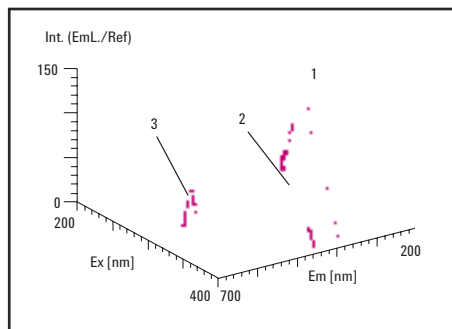
\*Dilute with 50 mM sodium tetraborate, pH 9.3 (P/N 5062-8573) to reduce SDS concentration without affecting the tetraborate composition or pH

### Plating Bath Analysis Buffer

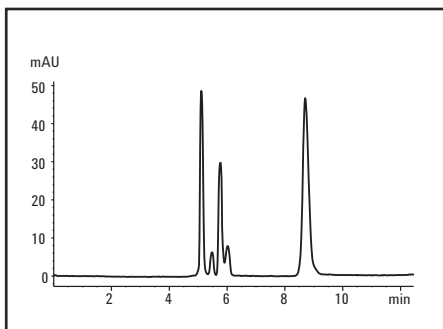
Description	Volume (mL)	Part No.
Plating bath analysis buffer	250	5064-8236

### μPAGE Buffer Solutions and Oligo Standards

Description	Part No.
μPAGE tris-borate and urea buffer for μPAGE-10, 4 x 237 mL	590-4005
μPAGE tris-borate and urea buffer for μPAGE-3 and μPAGE-5, 4 x 237 mL	590-4001
μPAGE pd(A) <sub>25-30, 40-60</sub> oligonucleotide standard for μPAGE-3 and μPAGE-5, 3 x 50 μL	590-4000



The total fluorimetry spectrum of the 50 mM borate buffer pH 9.2 verifies that the solution is free of fluorescence-active impurities (1 and 2 = Rayleigh stray light of zero and first order, 3 = Raman stray light).



CZE analysis of a peptide mixture using pre-made 50 mM sodium phosphate buffer, pH 2.5

## CE System Start-up and Test Kits

Chemical test kits and validation packages are available to help comply with regulatory and quality standards. The Installation Qualification (IQ) Chemical Kit and Hardware Start-Up Kits, which are shipped with new instruments, are useful for rapidly verifying system functionality. For rigorous testing, the Operational Qualification (OQ)/Performance Verification (PV) Kit can be used to verify DAD noise, drift, linearity, wavelength accuracy and replenishment functionality. The OQ/PV kit is only part of the validation services available from Agilent Technologies. When implemented by qualified Agilent personnel, our service packages can be used to help validate your Agilent CE system.

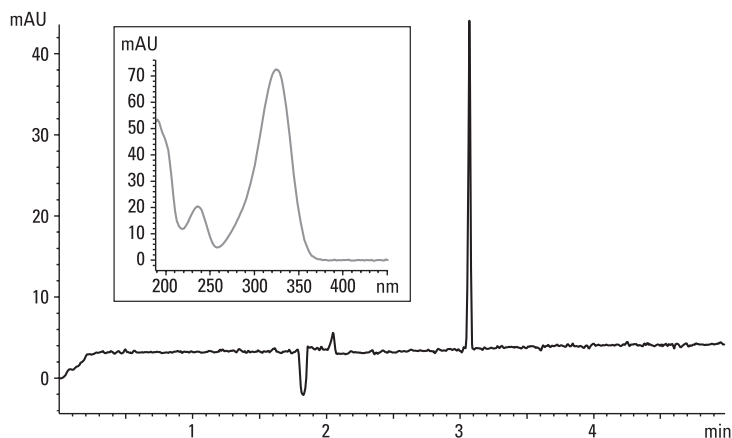
### CE System Start-up and Test Kits

Description	Part No.
CE Installation Qualification (IQ) Kit Includes buffer (20 mM borate, pH 9.3, 100 mL), test sample (4-(hydroxy)-acetophenone, 2 mL), capillary conditioning solution (0.1 N sodium hydroxide, 100 mL)	5063-6514
CE Operational Qualification Performance Verification (OQ/PV) Chemical Kit Includes buffer (20 mM borate, pH 9.3, 100 mL), test samples (0.1, 0.5, 1.0, and 5.0 mM 4-(hydroxy)-acetophenone, 2 mL ea.), capillary conditioning solution (0.1 N sodium hydroxide, 100 mL), test capillary (L 48.5 cm, I 40 cm, id 50 $\mu$ m), diskette with methods, sequence, spectral library. <b>Note:</b> Method is supported for G1600 only.	5063-6515
CE OQ/PV Chemicals Only Kit Includes buffer (20 mM borate, pH 9.3, 100 mL), test samples (0.1, 0.5, 1.0, and 5.0 mM 4-(hydroxy)-acetophenone, 2 mL)	5063-6520

CE System Start-up and Test Kits

#### IQ and OQ/PV test method

Sample:	p-Hydroxyacetophenone
Buffer:	20 mM Borate pH 9.2
Capillary:	I = 40 cm, L = 48.5 cm, 50 $\mu$ m id
Injection:	250 mbar*s
Voltage:	30 kV
Temperature:	20 °C
Detector:	192/4 nm





## Vials and Caps for CE

Description	Unit	Part No.
Crimp/snap top vial, 1 mL, Polypropylene, crimp/snap top	100/pk	5182-0567
Clear, wide opening crimp/snap top vial, 2 mL	100/pk	5182-9697
Clear, wide opening crimp/snap top glass vial, 2 mL	500/pk	5183-4623
Amber, wide opening crimp/snap top vial, write-on spot, 2 mL	100/pk	5183-4619
Crimp/snap top vial, 250 µL	1000/pk	9301-0978
Snap caps PEO (polyethylene olefin for chemical resistance)	100/pk	5181-1507
Snap caps PEO (polyethylene olefin for chemical resistance)	500/pk	5181-1513
Snap caps PUR (polyurethane for resealing)*	100/pk	5181-1512
Snap caps PUR (polyurethane for resealing)*	500/pk	5042-6491

\*PUR caps are recommended to help prevent sample or buffer evaporation even after multiple injections

## Instrument Supplies

Description	Unit	Part No.
Long life HiS Deuterium lamp (8-pin) with RFID tag		5190-0917
Deuterium lamp		2140-0585
Electrode assembly, standard (for G1600 only)		G1600-60007
Electrode assembly, short (for G1600 only)		G1600-60033
Electrode assembly, standard (for G7100 only)		G7100-60007
Electrode assembly, short (for G7100 only)		G7100-60033
Electrode O-ring, silicone	5/pk	5062-8544
Electrolyte bottle, 500 mL		9300-1748
Electrolyte bottle, 100 mL		5042-6478
Electrolyte bottle cap		9300-1747
Bottle sealing O-ring		0905-1163
Glass filter, solvent inlet, 20 µm		5041-2168
Filter frit adapter, 3 mm	4/pk	5062-8517
Bottle cap plug		G1600-23223
Air filter, 5 µm		3150-0619
Pre-puncher		G1600-67201
Screws for pre-puncher/insulation plate holding	10/pk	G1600-62402



Snap caps, polyurethane, 5181-1512, 5042-6491



Electrode assembly, standard (for G1600 only), G1600-60007



Electrode O-ring, silicone, 5062-8544



Electrolyte bottle, 500 mL, 9300-1748



Filter frit adapters, 5062-8517



Air filter, 5 µm, 3150-0619



Screws for pre-puncher/insulation plate holding, G1600-62402



Pre-puncher, G1600-67201



Vial rack, 9301-0722

### Accessories

Description	Part No.
CE accessory kit Includes electrode tool, screwdriver, fuses, air filter, glass frit, vials and caps alignment interfaces (red and green) standard and 50 µm id capillaries: L 64.5 cm, Standard: L 64.5 cm, Extended Light Path: L 48.5 cm	G7100-68705
Rack for 12 mm, 2 mL vials, holds 50 vials per rack, 5/pk	9301-0722
CE column cutter	5183-4669
Diamond blade replacement kit for CE column cutter	5183-4670
Capillary tubing cutter, 4/pk	5181-8836



CE column cutter, 5183-4669

### Window Etching Tool

The window etching tool is designed for fast, convenient and reproducible preparation of detection windows on fused-silica capillaries. The polyimide coating is removed without destroying the inner polymeric coating. The tool contains three glass blocks with fine grooves, precisely controlling the size of the windows.

Description	Part No.
Window etching tool, 3/pk	590-3003



Window etching tool, 590-3003

# Troubleshooting

## Basic Capillary Electrophoresis Troubleshooting

Symptom	Possible Cause	Solution(s)
<b>Unstable Current</b>		
Variable or no current	Air bubble formed in capillary	Flush capillary, ramp voltage to limit initial heating, and/or degas buffers.
	Clogged capillary	Flush capillary with absorbing solution (such as NaOH). A "step" on the baseline should be observed when viewing the online signal at 200 nm. If still plugged, flush manually with syringe or high pressure gas.
	Broken capillary	Replace capillary.
	No or incorrect solution in buffer vials	Fill/change buffer vials.
	Large volume injection	Normal situation. Current should stabilize during analysis.
<b>Unstable Baseline</b>		
Spikes in baseline	Precipitates in buffer	Filter buffer through 0.2 or 0.45 $\mu\text{m}$ filter.
	Micro air bubbles in buffer	Degas buffer by ultrasonication or vacuum.
	Precipitation of sample	Verify that sample components are sufficiently soluble in buffer.
Noisy baseline	Optical slit in capillary interface is occluded	Clean slit with methanol or water. View under magnifier.
	Aging deuterium lamp	Use DAD test to measure lamp output and time-on. Replace if necessary.
	Data acquisition rate too high	Determine peak width and decrease acquisition rate if appropriate.
	Improper reference wavelength	Acquire UV spectrum during analysis. Use lowest wavelength possible without impinging where sample absorbs. Also use wide bandwidth.
	Buffer absorbs at detection wavelength	Use minimally UV-absorbing buffers such as phosphate and borate, especially below 210 nm.
Drifting baseline	Improper capillary alignment	Re-seat capillary cartridge in detector block.
	Unequilibrated temperature	Allow 10-20 minutes for equilibration after opening top cover.
	Lamp recently ignited	Allow 15-30 minutes for equilibration after igniting lamp.

(Continued)

## Basic Capillary Electrophoresis Troubleshooting

Symptom	Possible Cause	Solution(s)
<b>Poor Peak Efficiency</b>		
Broad peaks	Sample overloading	Decrease sample injection or concentration.
	Excessive Joule heating	Reduce voltage, buffer conductivity, or capillary id.
Skewed peaks	Mismatched sample buffer ion mobilities	Match mobilities or increase difference between buffer and sample conductivity.
	Sample overloading	Decrease sample injection or concentration.
Tailing peaks	Adsorption to capillary wall	Use pH extremes, high buffer concentrations, polymer additives, or coated capillary.
<b>Poor Migration Time Reproducibility</b>		
Adsorption to capillary walls	Changes in EOF caused by buffer (especially phosphates and detergents) or sample adsorption	Condition capillary and allow sufficient equilibration time. Replace capillary.
Hysteresis of wall charge	Caused by conditioning capillary at high (or low) pH and employing a low (or high) pH running buffer	Avoid pH differences. Allow sufficient equilibration time.
Changes in buffer composition	pH changes due to electrolysis	Replenish buffer.
	Buffer evaporation	Tightly cap buffer vials and reduce carousel temperature.
	Conditioning solution waste flushed into outlet reservoir	Use separate vial to collect waste.
	Conditioning solution carried over into buffer vial	First dip capillary in separate buffer or water vial.
Buffer reservoirs not level	Generation of laminar flow	Level liquid in reservoirs. If not replenishing buffer, do not use inlet vial for flushing capillary.
Different silanol content of capillary batches	Different wall charge and variations in EOF	Measure EOF and normalize.
Temperature changes	Changes in viscosity and EOF	Use system with capillary thermostating.

(Continued)

### Basic Capillary Electrophoresis Troubleshooting

Symptom	Possible Cause	Solution(s)
<b>Poor Peak Area Reproducibility</b>		
Sudden application of high voltage	Heating, thermal expansion of buffer, and expulsion of sample	Ramp separation voltage or inject buffer plug after sample.
Sample evaporation	Increasing sample concentration and peak area	Cap vials and/or reduce temperature of sample carousel.
Instrumental limitations	System rise time significant proportion of injection time	Increase injection time.
Sample carry-over	Extraneous injection	Use capillary with flat, smooth injection end. Remove polyimide from end of capillary.
Zero-injection caused by simply dipping the capillary in the sample	Extraneous injection	Cannot be totally eliminated. Increase injection amount to minimize effect.
Sample adsorption to capillary walls	Distorted peak shape (tailing) Non-eluting sample	Change buffer pH. Increase buffer concentration. Use additive such as cellulose or coated capillary.
Low signal-to-noise ratio	Integration errors	Optimize integration parameters. Increase sample concentration. Use peak height.
Temperature changes of capillary environment	Changes in viscosity and injection amount	Use system with capillary thermostating.

## LC and LC/MS Columns

The largest portfolio of Fast LC columns, and a broad family of phases across all particle sizes for exceptional flexibility and scalability

Whether you are performing conventional or ultra-fast chromatography, separating biomolecules, or analyzing complex basic compounds, you can trust Agilent for the industry's highest-performing columns that deliver the fast, reproducible results you need – all engineered with Agilent's unparalleled quality and reliability.

- **Poroshell 120 columns** – high efficiency and high resolution with up to 50% less pressure than sub-2  $\mu\text{m}$  columns.
- **ZORBAX Rapid Resolution High Definition (RRHD) columns** – 1.8  $\mu\text{m}$  columns feature improved packing processes to achieve stability up to 1200 bar for use with the Agilent 1290 Infinity LC and other UHPLC instruments and are available in more than 14 phases, plus HILIC.
- **ZORBAX Eclipse Plus columns** – C18 and C8 columns deliver superior peak shape, while the phenyl-hexyl bonded phase and C18 bonded phase for PAH separations expand selectivity options for more applications. All Eclipse Plus phases are available in Fast LC/UHPLC RRHD and RRHT columns, 1.8  $\mu\text{m}$ . For scalability, the Eclipse Plus C18 phase is very similar to the Poroshell 120 EC-C18 phase.
- In addition to Poroshell 120 and RRHD columns, **ZORBAX Rapid Resolution High Throughput (RRHT) columns** are a third Fast LC option with over 140 1.8  $\mu\text{m}$  columns choices. RRHT columns are available in 2.1, 3.0 and 4.6 mm ids, all with 600 bar stability.

And remember, when you choose Agilent ZORBAX LC columns, you get more than just a dependable product. You also get over 40 years of expertise – along with unmatched technical support – from the world's largest chromatography supplier. On the web, by phone or in person, Agilent helps you solve the problems that can slow you down and get in the way of your results.



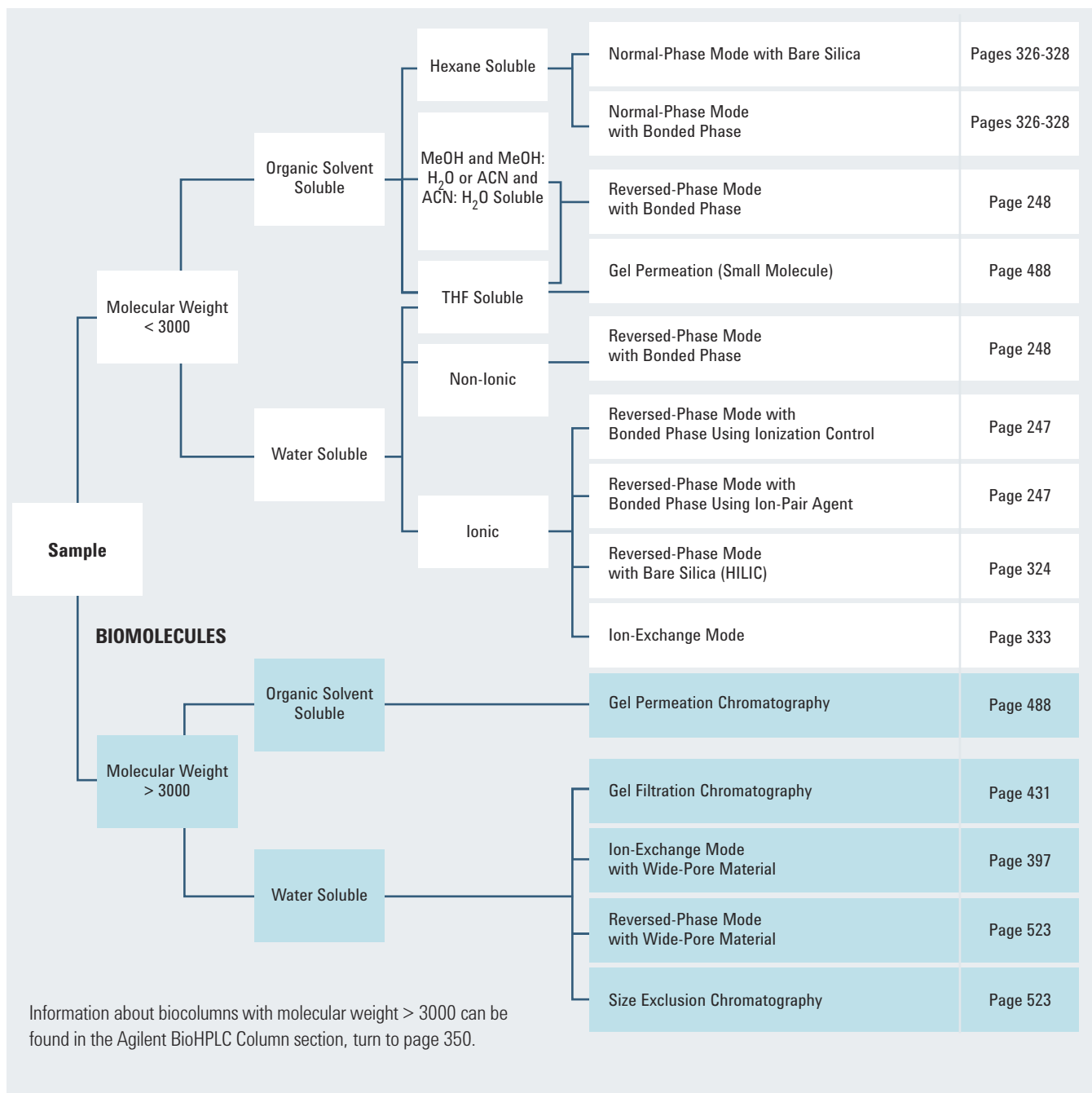
## Table of Contents

## LC and LC/MS Columns for Small Molecule Separations

<b>HPLC Column Selection.....</b>	<b>206</b>	<b>Preparative HPLC Columns.....</b>	<b>311</b>
<b>Fast Columns for Reversed-Phase HPLC/UHPLC.....</b>	<b>227</b>	Agilent Prep LC Columns .....	<b>311</b>
Poroshell 120.....	<b>228</b>	ZORBAX PrepHT .....	<b>314</b>
ZORBAX Rapid Resolution High Definition 1.8 $\mu\text{m}$ .....	<b>233</b>	Pursuit and Pursuit XRs Prep .....	<b>319</b>
ZORBAX Rapid Resolution High Throughput 1.8 $\mu\text{m}$ .....	<b>239</b>	Polaris Prep Columns.....	<b>321</b>
Agilent UHPLC Guards.....	<b>246</b>	Load & Lock .....	<b>322</b>
<b>Columns for Reversed-Phase Analytical HPLC.....</b>	<b>247</b>	Columns for Other HPLC Techniques.....	<b>323</b>
ZORBAX Eclipse Plus.....	<b>248</b>	ZORBAX HILIC Plus.....	<b>324</b>
ZORBAX Eclipse PAH.....	<b>254</b>	Normal-Phase Columns.....	<b>326</b>
ZORBAX Eclipse XDB.....	<b>256</b>	ZORBAX Ion-Exchange Columns – SAX and SCX.....	<b>333</b>
ZORBAX 80Å StableBond.....	<b>264</b>	Hi-Plex Columns for Carbohydrate Analysis .....	<b>335</b>
ZORBAX Rx.....	<b>272</b>	<b>Appendices.....</b>	<b>343</b>
ZORBAX 80Å Extend-C18.....	<b>274</b>	Quick Guide to USP Designations for HPLC Columns.....	<b>343</b>
ZORBAX Bonus-RP.....	<b>278</b>	<b>Oligo Solutions .....</b>	<b>347</b>
ZORBAX Original Reversed-Phase Columns.....	<b>283</b>	StratoSpheres DNA Cartridges .....	<b>347</b>
Kits for Analytical HPLC .....	<b>284</b>	TOP, TOP-DNA and TOP-RNA Cartridges.....	<b>348</b>
Pursuit.....	<b>287</b>		
Polaris .....	<b>298</b>		
TC-C18(2) and HC-C18(2) .....	<b>304</b>		
PLRP-S .....	<b>306</b>		

# HPLC Column Selection

To use the column selection guide diagram below, simply follow the path for your analyte and mobile phase. At the far right, follow your final column selection to the pages indicated.



Adapted with permission from "Practical HPLC Methodology and Applications," Brian A. Bidlingmeyer, John Wiley & Sons, Inc., New York, p. 109



## Quick Guide to Agilent Reversed-Phase Bonded Phases

ZORBAX RP-HPLC Columns	Recommended Uses and Applications	Page No.
Poroshell 120	<ul style="list-style-type: none"> <li>• Superficially porous particles for high efficiency at low pressure</li> <li>• Sub-2 <math>\mu\text{m}</math> efficiency with a 2.7 <math>\mu\text{m}</math> particle</li> <li>• Endcapped and non-endcapped C18 and C8 phases, and a variety of other phases, for selectivity optimization</li> <li>• Compatible with 400 bar and 600 bar LC's</li> </ul>	228
Eclipse Plus Available in RRHD (1200 bar) and RRHT (600 bar) configurations, 1.8 $\mu\text{m}$	<ul style="list-style-type: none"> <li>• Excellent first choice for method development</li> <li>• Long life from pH 2-9 for reliable separations of basic, acidic and neutral compounds</li> <li>• Superior peak shape with basic compounds</li> <li>• High resolution and efficiency with 1.8, 3.5 and 5 <math>\mu\text{m}</math> columns</li> <li>• Rigorous QA/QC testing for greater long-term reproducibility</li> </ul>	248
Eclipse XDB Available in RRHD (1200 bar) and RRHT (600 bar) configurations, 1.8 $\mu\text{m}$	<ul style="list-style-type: none"> <li>• Four selectivity choices for flexible method development</li> <li>• High performance over a wide pH range (2-9)</li> <li>• Good peak shape for acids, bases and neutrals</li> <li>• Long lifetime with eXtra Dense Bonding and double endcapping</li> <li>• Fast, ultra-fast, and high resolution separations using 1.8 and 3.5 <math>\mu\text{m}</math> columns</li> <li>• Choices from capillary to prep</li> </ul>	256
StableBond (SB) Available in RRHD (1200 bar) and RRHT (600 bar) configurations, 1.8 $\mu\text{m}$	<ul style="list-style-type: none"> <li>• Basic, acidic, neutral compounds</li> <li>• Exceptional stability at low pH (1-2)</li> <li>• Use of high temperature (up to 90 °C for C18, 80 °C for C8, C3, Phenyl, CN, and Aq) and low pH as an added selectivity tool</li> <li>• Widest selection of bonded phases for different selectivity (C18, C8, C3, CN, Phenyl, Aq)</li> <li>• Uses mobile phases for LC/MS with formic acid, acetic acid, or TFA</li> <li>• Uses mobile phases with TFA for peptide and protein separation</li> <li>• Rapid separations using 1.8 and 3.5 <math>\mu\text{m}</math> columns</li> </ul>	264

(Continued)

Information about biocolumns can be found in the section beginning on page 350

## Quick Guide to Agilent Reversed-Phase Bonded Phases

ZORBAX RP-HPLC Columns	Recommended Uses and Applications	Page No.
ZORBAX Rx Available in RRHD (1200 bar) and RRHT (600 bar) configurations, 1.8 µm	<ul style="list-style-type: none"> <li>• General separation of basic, acidic and neutral compounds at low pH with different selectivity than SB columns</li> <li>• Rx-C8 is the same as SB-C8</li> </ul>	272
Bonus-RP Available in Fast LC/UHPLC RRHD (1200 bar) and RRHT (600 bar) configurations, 1.8 µm	<ul style="list-style-type: none"> <li>• Separating basic compounds in higher aqueous mobile phases</li> <li>• General separation of basic, neutral, acidic compounds at mid-range pH or low pH; especially stable at low pH</li> <li>• Separating peptides for different selectivity</li> <li>• Rapid separations using 3.5 µm columns</li> </ul>	278
Extend-C18 Available in Fast LC/UHPLC RRHD (1200 bar) and RRHT (600 bar) configurations, 1.8 µm	<ul style="list-style-type: none"> <li>• Separating basic compounds above their pKa in free base form; separation of basic, acidic, neutral compounds at high pH; up to pH 11.5</li> <li>• Uses ammonium hydroxide as mobile phase additive with LC/MS with small molecules or peptides</li> <li>• Separating at high, mid-range and low pH for selectivity changes</li> <li>• Rapid separations using 3.5 µm columns</li> </ul>	274
Original ZORBAX Columns	Recommended Uses and Applications	Page No.
ZORBAX	<ul style="list-style-type: none"> <li>• General separation of basic, acidic, neutral compounds at low pH with different selectivity than SB columns; higher number of active silanols than SB</li> <li>• "Mixed mode" separation at more neutral pH values</li> <li>• Available in ODS, C8, CN and ODS "Classic" (non-encapped)</li> </ul>	283

## TIPS & TOOLS



### The LC Handbook: Guide to LC Columns and Method Development

This handy guide makes it easy to choose the right LC column, and contains plenty of tips and tricks to make your job easier and more productive (publication # 5990-7595EN).

Request a copy or download a mobile copy at [www.agilent.com/chem/lchandbook](http://www.agilent.com/chem/lchandbook)



## Quick Guide to Additional Agilent Reversed-Phase Columns

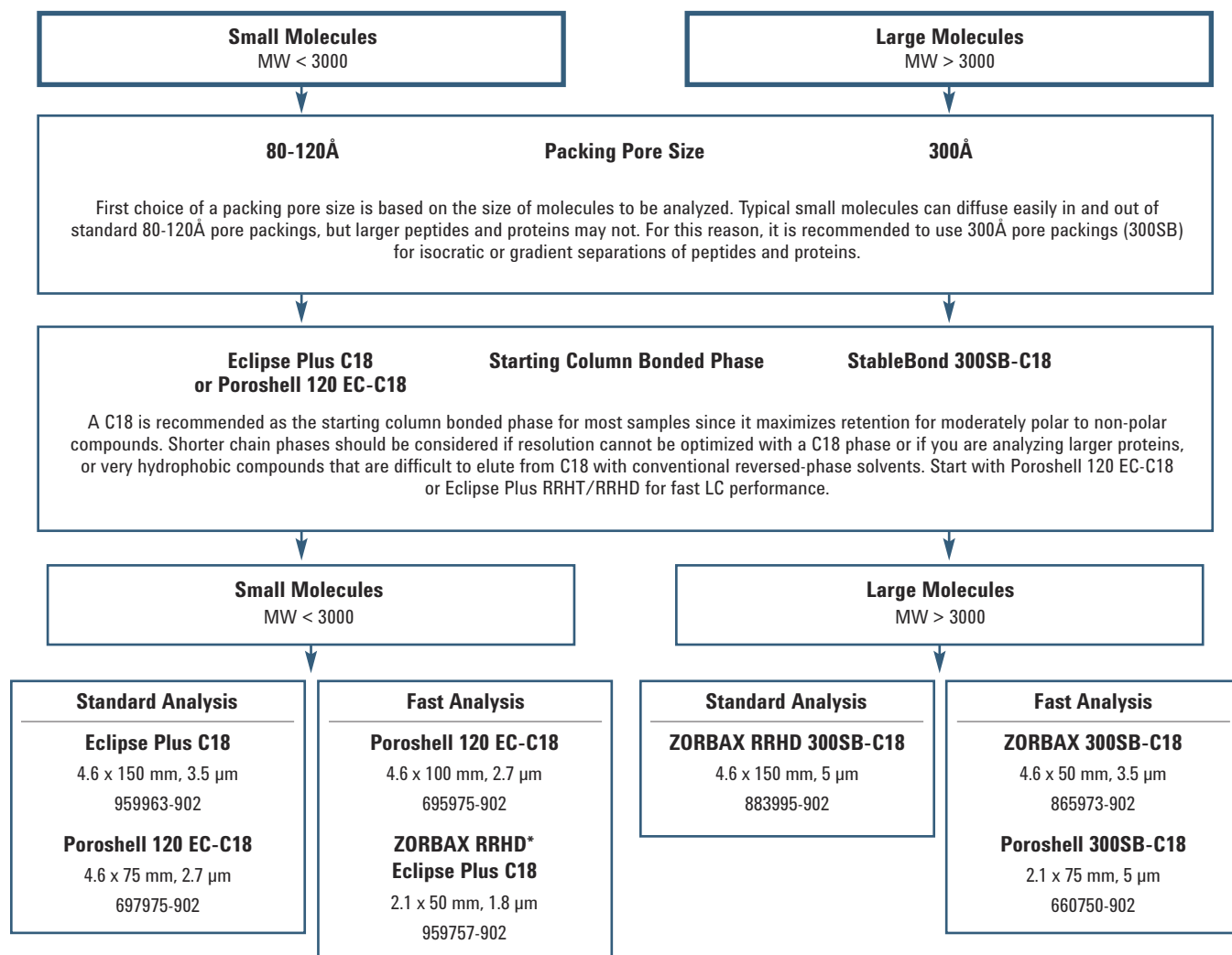
<b>Pursuit Family</b>	<b>Recommended Uses and Applications</b>	<b>Page No.</b>
Pursuit HPLC	<ul style="list-style-type: none"> <li>• Full range of phases, including C18 and C8</li> <li>• Diphenyl utilizes strong dipole-dipole hydrogen bonding and pi-pi mechanisms for different selectivity with aromatic compounds</li> <li>• PFP provides excellent separation of polar (halogenated) analytes and positional isomers under standard reversed-phase conditions</li> </ul>	287
Pursuit XRs and Pursuit XRs Ultra	<ul style="list-style-type: none"> <li>• Offer larger surface area and smaller pore size, in complementary phases to Pursuit family</li> <li>• Ultra offers stability to 600 bar, due to special hardware and loading</li> </ul>	287
<b>Polaris Family</b>	<b>Recommended Uses and Applications</b>	<b>Page No.</b>
C18-A and C8-A Available in 3.0, 5.0, and 10 $\mu\text{m}$ (C18-A only)	<ul style="list-style-type: none"> <li>• C18-A and C8-A offer alternate selectivities for general polar applications</li> <li>• Designed with hydrogen-bond-accepting endcapping</li> </ul>	298
Amide-C18 Available in 3.0 and 5.0 $\mu\text{m}$	<ul style="list-style-type: none"> <li>• Subtle alternative selectivity due to the absence of steric protection</li> <li>• Utilize an embedded amide, similar to ZORBAX Bonus-RP</li> </ul>	298
C18-Ether and C8-Ether Available in 3.0 and 5.0 $\mu\text{m}$	<ul style="list-style-type: none"> <li>• Endcapped with an ether group to create a more polar surface for selectivity variation</li> </ul>	298
<b>Other Agilent Columns</b>	<b>Recommended Uses and Applications</b>	<b>Page No.</b>
TC-C18(2) Available in 5 $\mu\text{m}$	<ul style="list-style-type: none"> <li>• An excellent choice for mixtures of polar and non-polar compounds, including strong basic compounds</li> </ul>	304
HC-C18(2) Available in 5 $\mu\text{m}$	<ul style="list-style-type: none"> <li>• High-value, highly retentive option</li> <li>• Carbon load of 17%</li> <li>• Superior peak shape for basic compounds</li> </ul>	304

# ZORBAX Reversed-Phase HPLC Column Selection Flow Chart

## For small and large molecules

Most chromatographers use reversed-phase HPLC as one of their key analysis techniques. Reversed-phase HPLC can be used to analyze ionic and nonionic analytes. Therefore this ZORBAX Column Selection Flow Chart will focus on reversed-phase columns. To more easily select a reversed-phase column for method development of small and large molecules, follow the outline on these pages.

This flow chart provides information on choosing an initial column for method development of small molecule and protein and peptide samples, and includes decisions on bonded phase and column configuration.



\* First choice for use on the 1290 Infinity LC or other UHPLC instruments with 1000+ bar pressure limit.

Information about biocolumns can be found in the section beginning on page 350

## Column and Mobile Phase Guidelines: Reversed-Phase

HPLC columns consist of two parts: the column chemistry and hardware. For the proper column chemistry, consult the catalog section for each type of bonded phase. For choosing column hardware and particle sizes, consult the section on column sizes and rapid separations, including Agilent ZORBAX Rapid Resolution HT, Solvent Saver, Capillary and PrepHT columns.

### Pore Size Selection

Choose a column packing with small pore (60-120Å) if the solute molecular weight is less than about 3000. Otherwise, use column packing with the 300Å pore size.

### Particle Size Selection

The typical particle size for HPLC columns is 5 µm with 3.5 µm and smaller, now common in method development. If high-speed analyses or higher resolution analyses are required, packing with 1.8 µm and 2-3 µm particles can be used. Shorter columns with these particles can produce faster high-resolution separations, with the 1.8 µm particle size providing the highest efficiency and 2.7 µm superficially porous providing similar results. With 1.8, 2.7, 3.5 and 5 µm particle sizes to choose from, start with the smallest particle size for your HPLC or UHPLC – 400 bar, 600 bar, or 1200 bar – to achieve the best results.

### Column Configuration

Choosing the best column size for method development has changed dramatically in the past few years. Smaller 3.0 mm id or 2.1 mm id columns are now used more than 4.6 mm id to lower solvent use and achieve compatibility with MS detectors. And shorter 50, 75 and 100 mm long columns can be a great starting choice, with longer columns used only when more resolution is needed or when 3.5 and 5 µm particle sizes are used.



ZORBAX Rapid Resolution  
High Throughput (RRHT) Columns

#### TIPS & TOOLS

Need help selecting the right LC column for your method?  
Try the Navigator: A selection tool for LC columns and sample prep.  
Look for it online and via your mobile device at <http://navigator.chem.agilent.com>



## Silica, Polymers, and Bonded Phase

### Base Material

The base material for an LC column is most often high purity silica material with totally porous particles such as that used in most Agilent columns, including ZORBAX, Pursuit, and Polaris. However, more choices are available, including polymer material with high pH stability used in PLRP-S columns and superficially porous silica particles such as those used in Poroshell 120 columns. The high purity Type B silicas, including the ZORBAX Rx-Sil used in ZORBAX Eclipse Plus, and superficially porous Poroshell 120, are an excellent first choice for most methods. Type A silicas, such as ZORBAX SIL, used in Original ZORBAX columns, are still manufactured and used in many methods.

### Bonded Phase

A good first choice for bonded phase is C18 or C8, and the recommended starting column choices are Eclipse Plus C18 or Poroshell 120 EC-C18. These two choices provide excellent peak shape and can be used over the pH range 2-9, accommodating most typical LC and LC/MS mobile phases. If the sample solutes of interest are not adequately separated on these columns, CN and Phenyl columns – including Phenyl, Phenyl-Hexyl and Diphenyl – may offer significant differences in selectivity from straight-chain alkyl phases to effect the separation.

In general, larger solutes, such as proteins, are best separated on short-chain reversed-phase columns (C3, CN, C8) and peptides and small molecules are separated on longer-chain columns (C18). However, there are many cases where this conventional wisdom does not apply. For example, peptides can also be effectively separated using short-chain columns, and hydrophobic peptides can show better recovery on longer-chain phases. Therefore, it is best to initially select a phase in the middle of the hydrophobic spectrum (e.g., C8), then change to a more hydrophobic phase or more hydrophilic phase depending on initial results and solubility properties of your sample.

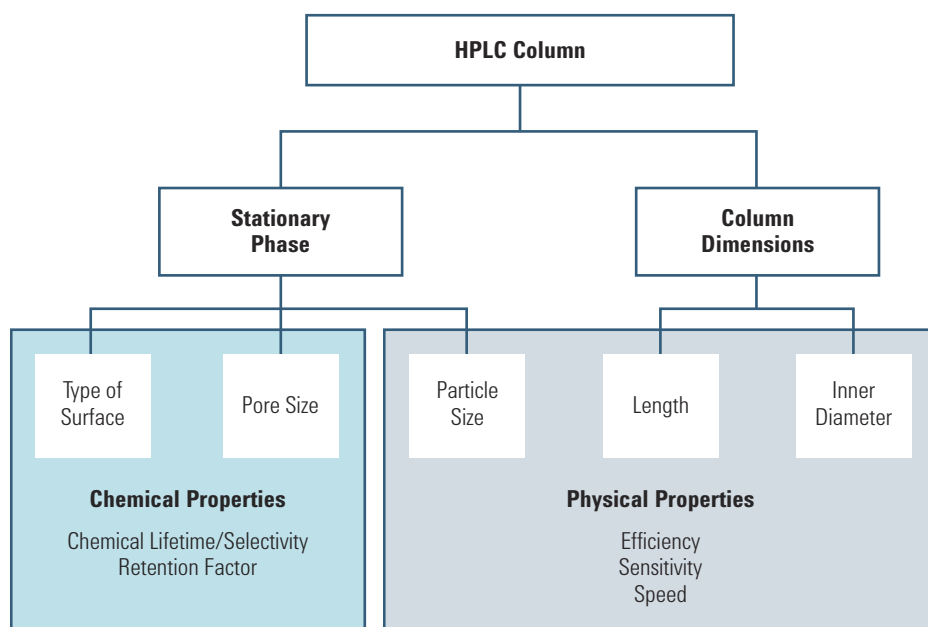
### Polymers

When a column is needed that can operate at very low and very high pH, polymeric packings provide an alternative to silica-based materials. Polymeric particles are good for small-scale chromatography, particularly LC/MS, as they are chemically stable and do not leach soluble or particulate species. Reversed-phase spherical polymeric packings used in Agilent PLRP-S columns, for example, are based on a styrene/divinylbenzene copolymer with an inherently hydrophobic surface. No bonded phase is required for reversed-phase chromatography with polymeric particles. These rigid macroporous particles can be coated and derivatized to give a range of functionalities, including weak and strong cation and anion exchangers.

## pH and Mobile Phase

The choice of mobile phase for a reversed-phase system starts with selecting the organic modifier. Acetonitrile is the most commonly used organic modifier. However, selectivity differences and sample retention will vary significantly among mobile phases containing acetonitrile, methanol, and tetrahydrofuran (THF). Sample solubility is likely to differ in such solvents and dictate use of a specific solvent or solvents. UV detection at certain wavelengths is not possible with certain modifiers (e.g., methanol at 200 nm).

Both pH and ionic strength of the aqueous portion of mobile phases are important parameters in developing rugged methods that are not sensitive to small variations in conditions. With ionic compounds, retention of typical species shows significant changes with pH. It is very important to control pH in such reversed-phase systems to stabilize retention and resolution. A pH between 2 and 4 generally provides the most stable conditions for retention vs. small changes in pH, and this pH is recommended for starting method development for most samples, including basic compounds and typical weak acids.



## Working with LC/MS

When choosing HPLC columns for LC/MS, chromatographers often need to consider several aspects of their method and separation, typically including resolution, flow rate, and stationary phase choice. Often, for relatively simple analytes, shorter high resolution columns are the best choice. These columns allow for high throughput while maintaining high separation efficiency. Narrow bore Rapid Resolution High Definition (RRHD) for separations (> 600 bar) and Poroshell 120 columns (< 600 bar) offer high resolution even in shorter column dimensions. For more difficult samples, users should seek longer column lengths.

Since many LC/MS analyses are run at lower flow rates (typically from  $\mu\text{L}/\text{min}$  flow rates up to 1 mL/min), moving to smaller internal diameter columns is the best choice for the user. Agilent's Solvent Saver (3.0 mm id) and narrow bore (2.1 mm id) will often result in lower solvent usage for the method, and are excellent options for high resolution and higher sensitivity than the larger id columns.

Most often, the best bonded phase choice is an endcapped C18 phase. Eclipse Plus C18 is a high performance endcapped C18 phase available in sub-2  $\mu\text{m}$  RRHD and RRHT column formats. For fast high-throughput separations with LC/MS, Poroshell 120 EC-C18 is an excellent choice. Poroshell has a larger frit, so it's well suited for dirtier LC/MS samples, such as blood plasma, which may often clog columns with smaller porosity frits.

Both Eclipse Plus C18 and Poroshell 120 EC-C18 phases are stable over a wide pH range and are compatible with the volatile buffers such as acetic and formic acids.

### TIPS & TOOLS



#### LC Flow Rate Calculator App

This FREE Smartphone app lets you quickly adjust your flow rate to accommodate other method changes.

Download at [www.agilent.com/chem/lcapp](http://www.agilent.com/chem/lcapp)





## Transferring your method to a high efficiency column

High efficiency columns for UHPLC/Fast LC will help you increase your analytical speed and resolution. Depending on the instrument configuration you are using, you may need to make a few adjustments to get the most from these columns.

Because of their high efficiency, very narrow peaks elute from higher efficiency columns quickly. While modern HPLC instrumentation and data systems are able to capture the benefits of these particles, attention to instrumental configuration is important to get the best results.

Steps to transfer your method:

**Check the specifications that came with your instrument** – Your instrument may already be configured appropriately for high efficiency columns. If not, then continue.

**Optimize the data collection rate for LC and LC/MS (at least 40 Hz detector with fast response time for UV)** – Set the detector to the fastest setting, then to the second fastest setting and evaluate if the resolution is different.

**Use a semi-micro or micro-flow cell** – Smaller volume flow cells such as the semi-micro (6 mm/5  $\mu$ L) or micro (3 mm/2  $\mu$ L) are recommended for best performance. There are newer cartridge flow cells (e.g. the Ultra Low-Dispersion Max-Light Ultra Flow Cell, P/N G4212-60007) designed to optimize UHPLC instrument performance.

### TIPS & TOOLS

For the Agilent 1290 Infinity LC, in situations requiring extremely low dead volumes, use the ultra-low dispersion kit, which includes an ultra-low dispersion flow cell and 0.08 mm id capillaries.



**Minimize tubing volume in the instrument** – Use Red (0.12 mm id) tubing instead of Green (0.17 mm id) as it has only half of the volume that the sample has to travel through. This cuts down extra column band broadening. Ensure that your connections are as short as possible. The key locations to check are:

- The autosampler needle seat
- The autosampler to the Thermostatted Column Compartment – or ‘TCC’
- The TCC to the column
- The column to the flow cell, including the internal diameter of the integral flow cell inlet capillary

**All of these specific capillaries can be ordered individually from Agilent, in the lengths you need, and for your instrument.**

**Turn to pages 36-39.**

**Scale your gradient profile and injection volume** – If using gradient elution, scale the gradient profile and injection volume to the new smaller column to quickly transfer the method and avoid overloading. For isocratic and gradient elution, make sure that you scale the injection volume to match the overall column volume.

**Minimize injection sample dispersion in the column** – Use an injection solvent with solvent strength that is equivalent to or weaker than the mobile phase, especially when using an isocratic method. This is good practice in general for any column, and more important with high efficiency columns.

### TIPS & TOOLS



See a video that takes you through these steps at [www.agilent.com/chem/poroshell120video](http://www.agilent.com/chem/poroshell120video)

Also, check out the LC Method Translator Tool at [www.agilent.com/chem/lcmethodtranslator](http://www.agilent.com/chem/lcmethodtranslator)



**Take care to make proper connections** – Agilent recommends Swagelok fittings with front and back ferrules, which give best sealing performance throughout our LC system (use this on the instrument connections, i.e. valves, heaters, etc). Polyketone fittings are highly recommended for up to 600 bar. Use this fitting (P/N 5042-8957) on column connections with Poroshell 120. For RRHD columns, use Agilent's removable 1200 bar fitting (P/N 5067-4733).

**Optimize your flow rate** – For Poroshell 120, if you're using a 2.1 mm id, the suggested starting flow rate is 0.42 mL/min; for 3.0 mm id Poroshell 120 columns, we suggest starting at 0.85 mL/min, and for 4.6 mm id, we suggest starting at 1.5 - 2 mL/min.



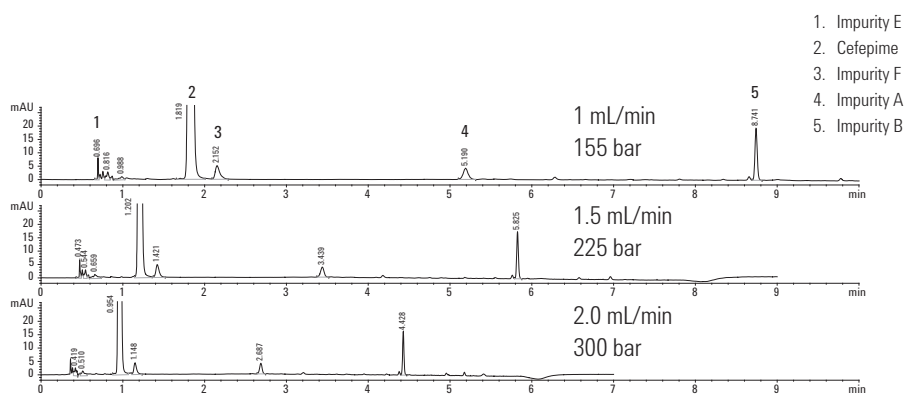
1200 bar removable fitting (SV), 5067-4733

### Fast analysis of cefepime and related impurities

**Column:** Poroshell 120 EC-C18  
697975-902  
4.6 x 75 mm, 2.7  $\mu$ m

**Instrument:** Agilent 1200 Infinity Series  
Rapid Resolution LC System

**Detector:** DAD, 254 nm


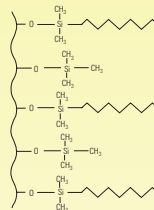
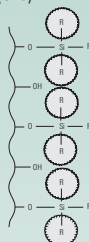
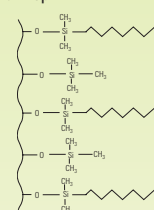


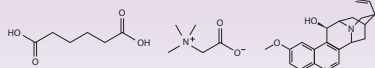
### VHP FITTINGS

Agilent's 1200 bar removable fitting (for 1/16 in od capillaries) consists of a stainless steel screw, an internal stainless steel ferrule and a front ferrule in PEEK. The fitting can be used throughout the flow path, but because it can be re-used without losing tightness, it is especially suitable for the connection between the heat exchanger and the column. This new and improved fitting replaces the standard stainless steel Swagelok fitting which was not removable. The Very High Pressure (VHP) fitting is available in three sizes – short (P/N 5067-4733), long (P/N 5067-4738) and extra long (P/N 5067-4739). The short fitting is the one that is most commonly used, and will be appropriate 90% of the time. In some cases, if using columns with longer nuts, a longer fitting will be needed.



# Agilent LC Columns Overview: Small Molecules

Start with Poroshell 120 for Fast LC performance on any HPLC – phases align with ZORBAX family.				
Up to 50% less pressure than sub-2 µm; a total lab productivity enhancer				
Poroshell 120	1.7 µm solid core; 0.5 µm porous outer layer for a 2.7 µm particle, id's: 4.6 mm, 3.0 mm, 2.1 mm, Lengths: 30-150 mm. New phases coming soon! Check <a href="http://www.agilent.com/chem/poroshell120">www.agilent.com/chem/poroshell120</a> Compatible with HPLC and UHPLC instruments. Suitable for analysis of acids, bases, and neutrals. Also great for peptide mapping. Poroshell 120 is for any lab looking for increased analytical speed and resolution with less backpressure.			
	Poroshell 120 SB-C18 (USP L1), SB-C8 Carbon Load: SB-C18 - 7.5%, SB-C8 - 4.5%	Poroshell 120 EC-C18** (USP L1), EC-C8** (USP L1), Phenyl-Hexyl (USP L11) Carbon Load: Phenyl-Hexyl - 8%	Poroshell 120 EC-CN (USP L10)	
**Best Phase for Method Development				
ZORBAX Family	<b>ZORBAX Eclipse Plus**</b>  RRHD: 1.8 µm, stable to 1200 bar; RRHT: 1.8 µm, 600 bar Lengths: 30-250 mm IDs: 4.6 mm, 3.0 mm, 2.1 mm, 1.0 mm; Prep	<b>ZORBAX StableBond</b>  RRHD: 1.8 µm, stable to 1200 bar; RRHT: 1.8 µm, 600 bar Lengths: 20-250 mm IDs: 4.6 mm, 3.0 mm, 2.1 mm, 1.0 mm; Prep, Capillary (C18)	<b>ZORBAX Eclipse XDB</b>  RRHD: 1.8 µm, stable to 1200 bar; RRHT: 1.8 µm, 600 bar Lengths: 15-250 mm IDs: 4.6 mm, 3.0 mm, 2.1 mm, 1.0 mm; Capillary and Prep	
	 C18 (USP L1), C8 (USP L7), Phenyl-Hexyl (USP L11), PAH (USP L1)	 SB-C18 (USP L1), SB-C8 (USP L7), SB-C3 (USP L56), SB-Phenyl (USP L11), SB-CN (USP L10), SB-Aq	 C18 (USP L1), C8 (USP L7), Phenyl (USP L11), CN (USP L10)	<i>Good peak shape for basic, acidic, and neutral compounds with high performance over a wide pH range (pH 2-9). eXtra Dense Bonding and double endcapping help give this column a long lifetime.</i>
High performance and excellent peak shape with acids, bases and neutrals.				
High performance with acids, bases, and neutrals with superior lifetime at low pH.				
High performance over a wide pH range				
<b>Sample Applications</b> <b>Environmental:</b> EPA Method 1694, Illicit and prescribed drugs in wastewater <b>Food Safety:</b> Quinolone antibiotics <b>Pharmaceutical:</b> Chloramphenicol, Simvastatin, Chrysophenol (TCM), amphetamine, ranitidine				
<b>Sample Applications</b> <b>Chemical/Industrial:</b> Triton <b>Environmental:</b> Organic acids, pesticides in drinking water <b>Food Safety:</b> Anthocyanine, parabenes, melamine <b>Pharmaceutical:</b> Analgesics, anesthetics, traditional Chinese medicine				
<b>Sample Applications</b> <b>Environmental:</b> Herbicides/pesticides, steroids in water <b>Food Safety:</b> Food colors, aromatic flavorings, mycotoxins, epoxyphenolic-based can coatings <b>Pharmaceutical:</b> Goldenseal and related alkaloids, antidepressants, triamcinolone				
<b>Double Endcapped</b> (except PAH, which is not endcapped) Temp limit: 60 °C Pore size: 95Å Surface area: 160 m <sup>2</sup> /g	Particle sizes: 1.8, 3.5, 5 µm pH: 2.0-9.0 for C18, C8; 2.0-8.0 for PAH, Phenyl-Hexyl Carbon load: C18: 9%; C8: 7%; Phenyl-Hexyl: 9%; PAH: 14%	<b>Non-Endcapped</b> Temp limit: 80 °C (90 °C for SB-C18) Pore size: 80Å Surface area: 180 m <sup>2</sup> /g Particle sizes: 1.8, 3.5, 5, 7 µm	pH: 1.0-8.0 (0.8-8.0 for SB-C18) Carbon Load: C18: 10%; C8: 5.5%; C3: 4%; Phenyl: 5.5%; CN: 4%; Aq: Proprietary	
<b>Double Endcapped</b> Temp limit: 60 °C Pore size: 80Å Surface area: 180 m <sup>2</sup> /g Particle sizes: 1.8, 3.5, 5, 7 µm	pH: 2.0-9.0 (2.0-8.0 for CN) Carbon load: C18: 10%; C8: 7.6%; Phenyl: 7.2%; CN: 4.3%			
Best all around – exceptional peak shape, efficiency, resolution, and lifetime		Best for low pH mobile phases – great for method development		
<b>Pursuit/ Pursuit XRs</b>		Lengths: 30-250 mm IDs: 2.0 mm, 3.0 mm, 4.6 mm; Prep  C18 (USP L1), C8 (USP L7), Diphenyl (USP L11), PFP (USP L43), PAH (USP L1), Si (USP L3)  Pursuit XRs offers higher loadability and Pursuit XRs Ultra is loaded for higher pressure stability.		
		Endcapped (except Pursuit XRs Si) Pore Size: 200Å (Pursuit), 100Å (Pursuit XRs) Surface area: 200 m <sup>2</sup> /g (Pursuit); 440 m <sup>2</sup> /g (Pursuit XRs) Particle Sizes: 3, 5, 10 µm		
		pH: 2.0-9.0 Carbon Load: Pursuit C18: 12.9%; Pursuit C8: 7.4%; Pursuit Diphenyl: 7.3%; PFP: 6.3%; XRs C18: 22%; XRs Ultra C18: 23.3%; XRs Ultra C8: 15%; XRs Ultra Diphenyl: 14.6%		
Reliable Selectivity Alternatives				



**Endcapped: EC-C18, EC-C8, Phenyl-Hexyl, Bonus-RP (triple), EC-CN**  
**Non-endcapped: SB-C18, SB-C8 and SB-Aq**  
 Temp Limit: 60 °C (EC-C18, EC-C8, Phenyl-Hexyl, Bonus-RP); 80 °C (SB-C8, SB-Aq); 90 °C (SB-C18)  
 Pore Size: 120Å ; Surface Area: 130 m<sup>2</sup>/g; pH: 2.0-8.0 (EC-C18, EC-C8, Phenyl-Hexyl); 1.0-8.0 (SB-C18, SB-C8, SB-Aq); 2.0-9.0 (Bonus-RP); Carbon Load: 8% (EC-C18); 7% (EC-C8)

**Poroshell 120 Bonus-RP (USP L60)**  
 Carbon Load - 7.5%

**Poroshell 120 SB-AQ**  
 Carbon Load: Proprietary

**POLAR Compounds**

ZORBAX Extend-C18	ZORBAX Bonus-RP	SB-AQ	Polaris
<p><b>RRHD:</b> 1.8 µm, stable to 1200 bar;  <b>RRHT:</b> 1.8 µm, 600 bar                      Lengths: 20-250 mm                      IDs: 4.6 mm, 3.0 mm, 2.1 mm, 1.0 mm</p> <p><b>C18 (USP L1)</b></p> <p><i>High efficiency and long life at high pH – up to pH 11.5. Improve retention, resolution and peak shape of basic compounds. High sensitivity for LC/MS separations of peptides. Unique bidendate bonding and double endcapping provides high pH stability.</i></p> <p><b>Sample Applications</b>  <b>Environmental:</b> EPA 8330 (explosives)  <b>Food Safety:</b> Aflatoxins, mycotoxins  <b>Pharmaceutical:</b> Antihistamines, xanthines</p> <p><b>Double-Endcapped</b>      pH: 2.0-11.5                      Temp limit: 60 °C      Carbon load: 12.5%                      Pore Size: 80Å                      Surface area:                      180 m<sup>2</sup>/g                      Particle sizes:                      1.8, 3.5, 5 µm</p>	<p><b>RRHD:</b> 1.8 µm, stable to 1200 bar;  <b>RRHT:</b> 1.8 µm, 600 bar                      Lengths: 30-250 mm                      IDs: 4.6 mm, 3.0 mm, 2.1 mm, 1.0 mm; Prep</p> <p><b>Bonus-RP (USP-L60)</b></p> <p><i>Polar-embedded to improve peak shapes; for basic compounds at low and mid pH.</i></p> <p><b>Sample Applications</b>  <b>Environmental:</b> Triazine pesticides  <b>Food Safety:</b> Hydroxymethylfurfural  <b>Pharmaceutical:</b> Antifungal medications, anorectics, ulcer medications</p> <p><b>Triple-Endcapped</b>      pH: 2.0-9.0                      Temp limit: 60 °C      Carbon load: 9.5%                      Pore size: 80Å                      Surface area:                      180 m<sup>2</sup>/g                      Particle sizes:                      1.8, 3.5, 5 µm</p>	<p><b>RRHD:</b> 1.8 µm stable to 1200 bar;  <b>RRHT:</b> 1.8 µm, 600 bar                      Lengths: 20 - 250 mm                      IDs: 4.6 mm, 3.0 mm, 2.1 mm; Prep</p> <p><b>ZORBAX SB-Aq</b></p> <p><i>Proprietary phase ideal for polar compounds and high aqueous conditions.</i></p> <p><b>Sample Applications</b>  <b>Environmental:</b> Pesticides in drinking water  <b>Food Safety:</b> Pesticides in food  <b>Pharmaceutical:</b> Water-soluble vitamins</p> <p>See ZORBAX StableBond for specification and structure.</p>	<p><b>Lengths:</b> 30-250 mm, (available in 3 µm and 5 µm particles)                      IDs: 2.0 mm, 3.0 mm, 4.6 mm; Prep</p> <p><b>C18-A (USP L1), C8-A (USP L7), C18-Ether (USP L1), C8-Ether (USP L7), Amide-C18 (USP L60), NH2 (USP L8), Si-A (USP L3)</b></p> <p><i>Hydrogen-bond accepting and ether group endcapping provide alternate selectivities.</i></p> <p><b>Sample Applications</b>  <b>Environmental:</b> Triazine pesticides  <b>Food Safety:</b> Hydroxymethylfurfural  <b>Pharmaceutical:</b> Antifungal medications, anorectics, ulcer medications</p> <p><b>Endcapped</b>      Carbon load: Polaris                      Pore size: 180Å      C18-A: 13.8%;                      Surface Area:      Polaris C8-A: 7.4%;                      200 m<sup>2</sup>/g      Polaris C18-Ether:                      Particle Sizes:      12.1%; Polaris                      3, 5, 10 µm      C8-Ether: 7.1%                      pH: 2.0-9.0</p>
A good option for separations at high pH	Alternative selectivity to alkyl, phenyl, cyano phases	Exceptional lifetime at low pH – no endcapping	More options for Polar Compounds

**Information about biocolumns can be found in the section beginning on page 350**

**Looking for a HILIC column?**

HILIC Plus is a HILIC column based on Eclipse Plus silica for excellent peak shapes

**Poroshell 120 HILIC:** 2.7 µm, stable to 600 bar

**Non-bonded silica**

Pore size: 95Å (120Å, Poroshell 120)  
 Surface Area: 160 m<sup>2</sup>/g(130 m<sup>2</sup>/g for Poroshell 120)  
 Particle Sizes: 1.8, 2.7, 3.5 µm  
 pH: 0-8.0

**RRHD:** 1.8 µm, stable to 1200 bar  
 Lengths: 50, 100, 150 mm  
 IDs: 4.6 mm (3.5 µm only), 3.0 mm, 2.1 mm

*High sensitivity for LC/MS applications and recommended for EPA 1694.*

## Method Development from pH 1-12

### Start method development at low pH (pH 2-3)

With so many column choices available, how do you know where to start your method development? The recommended starting point for method development is using a buffered low pH mobile phase – around pH 2-3. Using a low pH mobile phase most often results in the best peak shape for basic compounds on silica-based columns. At low pH, the silanols on the silica are fully protonated so positively charged basic compounds do not interact strongly. The result is good peak shape. Many acidic compounds are non-charged, maximizing their retention at low pH. These observations are key advantages to method development at low pH.

For standard analytical work, start method development with acetonitrile as the mobile phase organic modifier and 20-50 mM phosphate buffer (pH 2-3) as the aqueous component for non-LC/MS applications. These conditions provide good pH control, necessary for the most reproducible analyses of ionizable compounds. For LC/MS applications formic acid or TFA are good mobile phase additives for low pH.

### Optimize solvents and bonded phases at low pH

The initial method development steps may lead very quickly to a satisfactory separation. But if more optimization is needed, acetonitrile can be replaced with methanol or tetrahydrofuran and the separation re-optimized. This step may lead to a satisfactory solution, but if still more selectivity optimization is needed, the column bonded phase can be changed.

At low pH there are many bonded phase choices available for optimization. These include the Eclipse Plus phases as well as the Eclipse XDB family with C18, C8, Phenyl and CN. Alternate choices include five different StableBond bonded phases: SB-C18, SB-C8, SB-Phenyl, SB-CN, and SB-C3. For polar analytes, try Bonus-RP, SB-Aq or the Polaris family, including C18-A, C8-A, C18-Ether and Amide-C18 phases.

It may be necessary at low pH to improve the retention of acidic compounds. For these situations, lower the pH even further, down to pH 1-2, and use StableBond columns. These columns provide the greatest stability at very low pH and provide many selectivity options for achieving the highest resolution separations.

### TIPS & TOOLS

#### LC Method Translator



Use this online tool to quickly factor in changes to column length, diameter, flow rate, and more – and to calculate method adjustments. This is particularly useful for gradient methods.

To download, go to [www.agilent.com/chem/lcmethodtranslator](http://www.agilent.com/chem/lcmethodtranslator)



## Choose Agilent ZORBAX Eclipse Plus or Poroshell 120 for method development at mid pH (pH 4-9)

There are some samples that may not be resolved at low pH or may have better solubility and stability at mid pH. The Eclipse Plus C18 and Poroshell 120 EC-C18 columns can be used at the mid pH range for method development. The Eclipse Plus column is stable to pH 9 so it is equally reliable at mid pH. These double endcapped columns have two key advantages – good peak shape at low and mid pH, as well as sufficient bonded phase density to protect the column from silica degradation from pH 6-9.

At mid pH, basic compounds (e.g., amines) may still have a positive charge and the silanols on the silica surface may have a negative charge. Therefore covering as many silanols as possible leads to the best peak shape at mid pH. This makes the Eclipse Plus C18 the best starting choice for a column at mid pH. Phosphate buffer is usually the first choice for mobile phase modifier at pH 7 because its buffer range is pH 6.1-8.1. A second choice for mid pH is acetate buffer since it buffers from pH 3.8-5.8 and its volatility makes it a good choice for LC/MS compatibility.

## Choose Agilent ZORBAX Extend-C18 columns for method development at high pH (pH 9-12)

At low or mid pH, some separations of basic compounds may still not have enough retention or the desired selectivity. For these samples, high pH separations may be appropriate. Until recently, high pH separations on silica-based columns were avoided because of short column lifetimes, due to dissolution of the underlying silica gel. Special bonded phases such as the ZORBAX Extend-C18, can protect the silica from dissolution, so that a reasonable column lifetime can be achieved and the selectivity advantages of high pH can be explored.

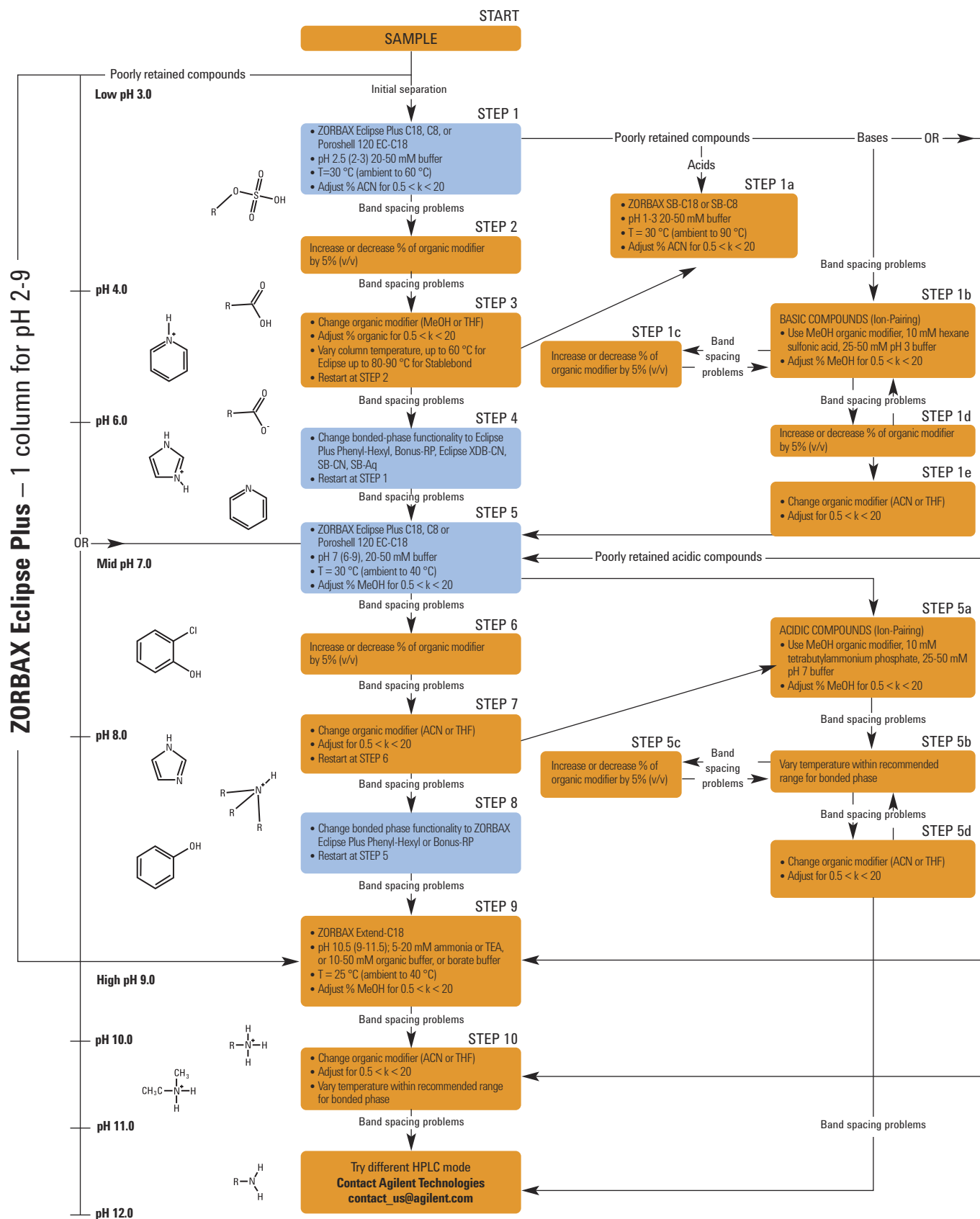
The mobile phase buffer choices at high pH with the Extend-C18 column are organic buffers like triethylamine and ammonium hydroxide. These buffers are best used with methanol as the organic modifier to extend the column lifetime at high pH. This is another good option to consider when working with high pH and PLRP-S columns, which are made from a polymeric material.

### EASY, RELIABLE PH TESTING

Agilent offers a full line of pH meters and electrodes. Designed for chromatographers, these pH meters offer intuitive user design and exceptional ruggedness for your lab. Learn more at [www.agilent.com/chem/AgilentpH](http://www.agilent.com/chem/AgilentpH)



# Method Development Guidelines from Low to High pH





# Guard Columns

## The Value of Guard Columns

Guard columns can help extend the life of your analytical column. Choosing to use guard columns can help reduce operating expenses, by reducing the frequency of analytical column replacement.

The guard column prevents damage caused by particulate matter and strongly adsorbed material. To maintain an adequate capacity for sample impurities, choose a guard column with an internal diameter similar to the column internal diameter. Ideally, the packing of the guard column should be the same as the analytical column so that the chromatography of the analytical column is not altered.

Guard columns contribute to the separation, so you should include a guard column in-line during method development.

Agilent UHPLC guards provide protection for high-efficiency Poroshell 120 and ZORBAX RRHD and RRHT columns, without reducing performance. Part numbers for all guard columns are incorporated into the different product family tables.

Judging when to replace a guard column can be difficult. As a rough guide, if plate number, pressure or resolution change by more than 10%, the guard column probably needs replacing. You will need to make a judgment call on how often to replace your guard columns based on your application type. It is always preferable to change the guard column sooner rather than later.



UHPLC Guard, 1200 bar, 821725-903

**Cartridge Selection Guide**

Icon*	Type of Cartridge	Features	Benefits
AC	Agilent HPLC Cartridge	Can reverse collets in the end fitting to add guard cartridges	Inexpensive Extends column lifetime Permits rapid column changes Can use 2, 3, 4 and 4.6 mm cartridges
		Cartridges have a unique filter and sieve at each end	Helps prevent blockage
ZGC	ZORBAX Guard Cartridge: Standalone system	High efficiency, standalone, low-dead-volume cartridge	Seals up to 5000 psi (340 bar) or 3000 psi with a PEEK fitting
		Polymeric cartridge designed for leak-tight seals against metal surfaces	No gaskets required More solvent-resistant than PEEK
		Reusable fittings	Adapt for connections to 1/16 in LC fittings
RR	ZORBAX Rapid Resolution and Rapid Resolution HT Cartridge Columns: 3.5 µm and 1.8 µm packings, Standalone system	For high throughput LC/MS, LC/MS/MS and combinatorial separations	
		Packed with Eclipse XDB for pH use from 2-9 Packed with StableBond for low pH use	For all analyte types Low bleed
		Sold individually or as three-packs	
P	ZORBAX Semi-Preparative Guard HPLC Hardware Kit: Standalone system	Easy, low-dead-volume assembly	Seals up to 2000 psi (135 bar, 13.5 MPa)
		Tubing (polyphenylene sulfone) designed for leak-tight seals against metal surfaces	No gaskets required
		Reusable fittings	Adapt for connections to 1/16 in LC fittings
PI	ZORBAX and Agilent Prep Preparative Cartridge Column and Guard HPLC System: Standalone and integral hardware options	Easy, low-dead-volume assembly	Extends column lifetime
		Reusable fittings	Permits rapid column changes
		Hardware options for integral and external guards	Can use with 21.2 and 30 mm id columns
PL	Polymeric Analytical Column and Guard Cartridge	High efficiency	Inexpensive
		Low dead volume	Rapid cartridge changes
		Reusable holder	Extends column lifetime
CS	ChromSep Column Hardware: Complete systems and replacement cartridges	Easy, no-dead-volume assembly	Economical format No tools required Modular flexibility
MG	MetaGuard Column Hardware: Complete systems and replacement cartridges	Easy, no-dead-volume assembly	Economical format No tools required Modular flexibility
UG	Agilent Fast Guards for UHPLC	Requires no special hardware – connects right to the analytical column	Extends column lifetime without impacting performance
		Available in matching phases for Poroshell 120, RRHD and RRHT columns	

\*Look for these icons to help you select the proper guard cartridges and columns.

Cartridge/Guard Cartridge Systems Compatibility Guide\*

Icon	Column Type	Guard Cartridge Holder	ID (mm)	Phases
	Cartridge column cartridge holder 5021-1845	Guard cartridge (internal system) cartridge holder 5021-1845	2.0 3.0 4.0 4.6	LiChrospher Nucleosil Purospher Superspher ZORBAX
				
	Standard fitting	Column guard cartridge (standalone) cartridge holder 820999-901	2.1 3.0 4.6	ZORBAX
				
	Rapid Resolution cartridge holder 820555-901	No guard cartridge holder	4.6	ZORBAX
				
	Semi-preparative column	Semi-prep guard cartridge (standalone) cartridge holder 840140-901	9.4	ZORBAX
				

(Continued)

Cartridge/Guard Cartridge Systems Compatibility Guide\*

Icon	Column Type	Guard Cartridge Holder	ID (mm)	Phases
	PrepHT	Guard cartridge 820444-901	21.2	ZORBAX Agilent Prep
				
	Analytical	Guard cartridge holder (PL1310-0016) and PLRP-S guard cartridges, 2/pk (PL1612-1801)	3.0	PLRP-S
				
	Single replacement column	No guard cartridge holder	1.0 2.0 4.6	Pursuit Pursuit XRs Polaris phases
				
 <b>NEW!</b>	Fast Guards for UHPLC: Single replacement guard column	No guard cartridge holder	2.1 3.0 4.6	Poroshell 120: EC-C18 EC-C8 SB-C18 Phenyl-Hexyl Sub-2 µm: Eclipse Plus C18 Eclipse XDB-C18 SB-C18 SB-C8
				

\*Standalone guard cartridges fit all cartridge and standard fitting columns available from Agilent. All columns without icons are standard fitting columns.

## Fast Columns for Reversed-Phase HPLC/UHPLC



The past decade has seen a steady increase in the efficiency and speed of chromatography, starting with smaller particle sizes, that enable higher resolution, and continuing with new technological advances in particle design – superficially porous particles – that enable these same resolution enhancements with lower backpressure.

Designed especially for high-productivity analysis (Fast LC), Agilent ZORBAX and Poroshell columns are the best first choice for any analysis, because they give you:

- The productivity you need to stay ahead of your competition: technological advances like sub-2  $\mu\text{m}$  particles and superficially porous Poroshell 120 columns deliver increased speed and resolution.
- Flexibility and method scalability from lab to lab and around the world – for small molecule and biomolecule analyses.
- Unbeatable chromatographic performance: ZORBAX silica – the base silica used for all ZORBAX and Poroshell 120 columns – is ultra-pure, very strong, and highly uniform for ultimate reliability.
- The broadest range of phases and column configurations to suit your specific application needs.

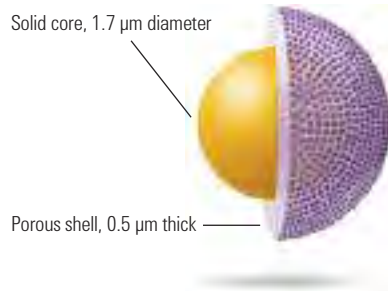
### Recommendations for Fast LC Columns

Your Lab Situation	Agilent Recommends	Rationale
You're using both UHPLC (1000+ bar) and HPLC instruments (e.g. Agilent 1290 Infinity LC and 1260 Infinity LC – 600 bar)	1. Poroshell 120 2. ZORBAX RRHD 1.8 $\mu\text{m}$	Poroshell 120 is an easy column to use on both instrument types. ZORBAX RRHD will help you optimize the capabilities of the 1290 Infinity LC for UHPLC.
Only 400-600 bar HPLCs – Agilent 1200s, Agilent 1100s (400 bar) as well as the 1220 Infinity LC or 1260 Infinity LC (600 bar)	1. Poroshell 120 2. ZORBAX Eclipse Plus 3.5 $\mu\text{m}$ and 5 $\mu\text{m}$	With Poroshell 120, you can enhance the performance of older 400-bar instruments, and also get even better performance from newer 600 bar UHPLC instruments. For established methods that you can't transfer, the ZORBAX Eclipse Plus column will provide exceptional peak shape and performance.
A mix of UHPLC instruments (Agilent 1290 Infinity LC, other 1000+ bar instruments) and some HPLC instruments (e.g. 1200 LC)	1. ZORBAX RRHD 1.8 $\mu\text{m}$ 2. Poroshell 120	ZORBAX RRHD can deliver optimum performance on all these instruments. Poroshell 120 can be used on the 600 bar instruments to optimize their performance.

### TIPS & TOOLS

Agilent CrossLab offers a range of PEEK capillaries and tubing. Used in combination with the right fittings, they provide an inert surface for the Fast LC of sensitive biomolecules. Turn to page 130.





## Poroshell 120

- High efficiency and high resolution, with up to 50% less backpressure than sub-2 μm columns
- 2 μm frit, for rugged performance with dirty samples
- Compatible with 400 bar and 600 bar LCs, as well as UHPLC instruments
- An expanding family of bonded phases to align with the ZORBAX Family, for reliable scalability
- Excellent selectivity and peak shapes
- Designed for exceptional reproducibility

Agilent Poroshell 120 columns are a 2.7 μm particle with a 1.7 μm solid core and 0.5 μm porous outer layer. This small particle size provides high efficiency, similar to sub-2 μm columns, but with 40-50% less pressure. These high efficiency, high resolution columns can be used on any type of LC. The porous outer layer and solid core limit diffusion distance and improve separation speed while the narrow particle size distribution improves efficiency and resolution. The columns can support high pressure and multiple columns can be used for the highest resolution and efficiency possible. The same principles are used in Poroshell 300 columns, ideal for fast, high resolution separations of biomolecules.

### Column Specifications

Bonded Phase	Pore Size	Temp Limits	pH Range	Endcapped	Carbon Load	Surface Area
EC-C18	120Å	60 °C	2.0-8.0	Double	10%	130 m <sup>2</sup> /g
EC-C8	120Å	60 °C	2.0-8.0	Double	5%	130 m <sup>2</sup> /g
Phenyl-Hexyl	120Å	60 °C	2.0-8.0	Double	9%	130 m <sup>2</sup> /g
SB-C18	120Å	90 °C	1.0-8.0	No	8%	130 m <sup>2</sup> /g
SB-C8	120Å	80 °C	1.0-8.0	No	5.5%	130 m <sup>2</sup> /g
SB-Aq	120Å	80 °C	1.0-8.0	No	Proprietary	130 m <sup>2</sup> /g
Bonus-RP	120Å	60 °C	2.0-9.0	Triple	9.5%	130 m <sup>2</sup> /g
EC-CN	120Å	60 °C	2.0-8.0	Double	3.5%	130 m <sup>2</sup> /g
HILIC	120Å	60 °C	0.0-8.0	No	N/A	130 m <sup>2</sup> /g

Specifications represent typical values only




### TIPS & TOOLS



Watch the Poroshell 120 Method Transfer Video to learn how easy it is to transfer existing methods to Poroshell 120 at [www.agilent.com/chem/poroshell120video](http://www.agilent.com/chem/poroshell120video)



**Poroshell 120**  
(Maximum pressure: 600 bar)

Hardware	Description	Size (mm)	Particle Size (µm)	EC-C18 USP L1	EC-C8 USP L7	Phenyl-Hexyl USP L11	SB-C18 USP L1	SB-C8 USP L7	SB-Aq	Bonus-RP USP L60
	Analytical	4.6 x 150	2.7	693975-902	693975-906	693975-912	683975-902	683975-906	683975-914	693968-901
	Analytical	4.6 x 100	2.7	695975-902	695975-906	695975-912	685975-902	685975-906	685975-914	695968-901
	Analytical	4.6 x 75	2.7	697975-902	697975-906		687975-902			
	Analytical	4.6 x 50	2.7	699975-902	699975-906	699975-912	689975-902	689975-906	689975-914	699968-901
	Analytical	4.6 x 30	2.7	691975-902	691975-906		681975-902			
	UHPLC Guard, 600 bar, 3/pk	4.6 x 5	2.7	820750-911	820750-913	820750-914	820750-912			
	Solvent Saver	3.0 x 150	2.7	693975-302	693975-306	693975-312	683975-302	683975-306	683975-314	693968-301
	Solvent Saver	3.0 x 100	2.7	695975-302	695975-306	695975-312	685975-302	685975-306	685975-314	695968-301
	Solvent Saver	3.0 x 75	2.7	697975-302	697975-306		687975-302			
	Solvent Saver	3.0 x 50	2.7	699975-302	699975-306	699975-312	689975-302	689975-306	689975-314	699968-301
	Solvent Saver	3.0 x 30	2.7	691975-302	691975-306		681975-302			
	UHPLC Guard, 600 bar, 3/pk	3.0 x 5	2.7	823750-911	823750-913	823750-914	823750-912			
	Narrow Bore	2.1 x 150	2.7	693775-902	693775-906	693775-912	683775-902	683775-906	683775-914	693768-901
	Narrow Bore	2.1 x 100	2.7	695775-902	695775-906	695775-912	685775-902	685775-906	685775-914	695768-901
	Narrow Bore	2.1 x 75	2.7	697775-902	697775-906		687775-902			
	Narrow Bore	2.1 x 50	2.7	699775-902	699775-906	699775-912	689775-902	689775-906	689775-914	699768-901
	Narrow Bore	2.1 x 30	2.7	691775-902	691775-906		681775-902			
	UHPLC Guard, 600 bar, 3/pk	2.1 x 5	2.7	821725-911	821725-913	821725-914	821725-912			



Poroshell 120 Columns

**Environmental phenols on Poroshell 120**

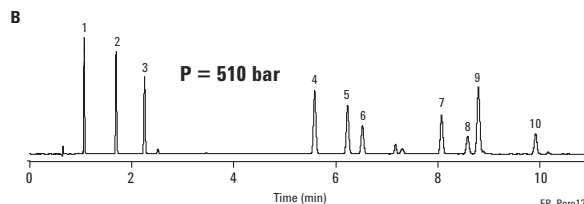
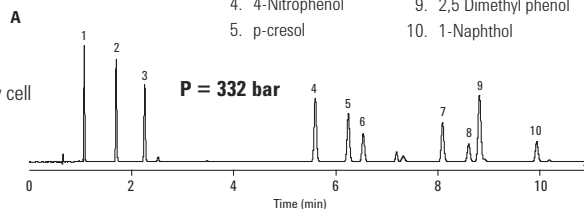
**Column A: Poroshell 120 EC-C18**  
**695975-902**  
**4.6 x 100 mm, 2.7 μm**

**Column B: Eclipse Plus C18**  
**959964-902**  
**4.6 x 100 mm, 1.8 μm**

Gradient: A: Water 0.1% formic acid  
 B: Acetonitrile 0.1% formic acid  
 2 mL/min  
 Initial: 8% B  
 10 min: 30% B

Detector: 275 nm, 2 mm flow cell  
 Injection: 10 μL  
 Agilent 1200 SL 40 °C  
 No pulse damper  
 No mixer 3 μL heater

- 1. Hydroquinone
- 2. Resorcinol
- 3. Catechol
- 4. 4-Nitrophenol
- 5. p-cresol
- 6. o-cresol
- 7. 2-Nitrophenol
- 8. 2,3 Dimethyl phenol
- 9. 2,5 Dimethyl phenol
- 10. 1-Naphthol



Poroshell 120 provides sub-2 μm like efficiency at lower pressure.

**UHPLC efficiency at HPLC pressures**

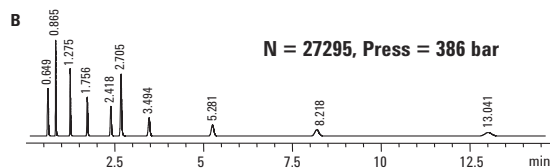
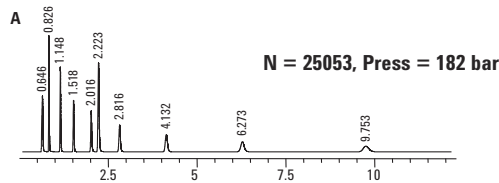
**Column A: Poroshell 120 EC-C18**  
**695975-302**  
**3.0 x 100 mm, 2.7 μm**

**Column B: Eclipse Plus C18**  
**959964-302**  
**3.0 x 100 mm, 1.8 μm**

Mobile Phase: 60% Acetonitrile:40% water  
 Flow Rate: 0.58 mL/min  
 Temperature: 26 °C  
 Injection Volume: 4 μL

Detector: DAD Sig = 254,4 nm  
 Ref = 360,100 nm

Sample: RRLLC checkout sample (P/N 5188-6529) spiked  
 w/50 μL 2 mg/mL thiourea in water/acetonitrile (65:35)



For this sample of neutral alkylphenones, the Poroshell 120 column delivered >90% of the efficiency attained by the 1.8 μm column. Also note that the pressure on the Poroshell 120 column is about 50% of the pressure on the 1.8 μm column.



### HPLC separation of 12 phenols performed in just 5 minutes – and under 400 bar – using an Agilent Poroshell 120 EC-C18 column

**Column:** Poroshell 120 EC-C18  
699975-902  
4.6 x 50 mm, 2.7 µm

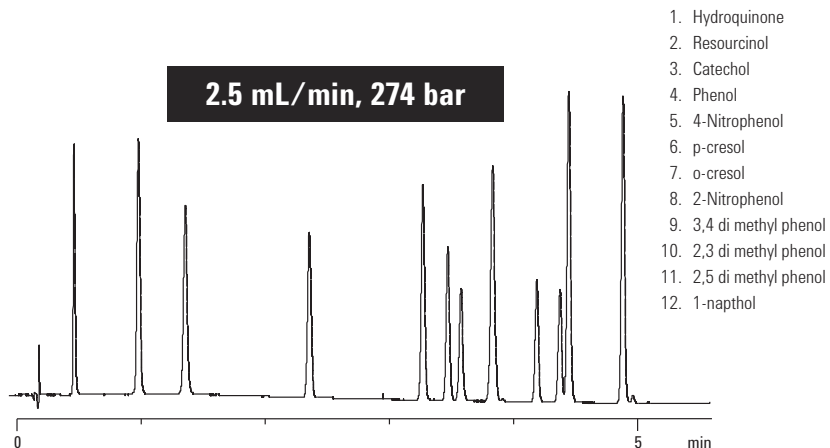
**Mobile Phase:** Solvent A: Water with 0.1% formic acid  
Solvent B: Acetonitrile

**Gradient:** 5% B in 0.8 min  
60% B in 6.8 min  
1200 SL controlled temperature  
at 25 °C 2 mm flow cell

**Detector:** DAD, 270 nm

Importantly, the flow rate was kept to 2.5 mL/min, reducing the amount of mobile phase consumed per analysis to about 15 mL.

Agilent Poroshell 120 gives high efficiency, high resolution separations quickly at HPLC pressures.



### 12 phenols analyzed using a longer (4.6 x 100 mm) Agilent Poroshell 120 EC-C18 column

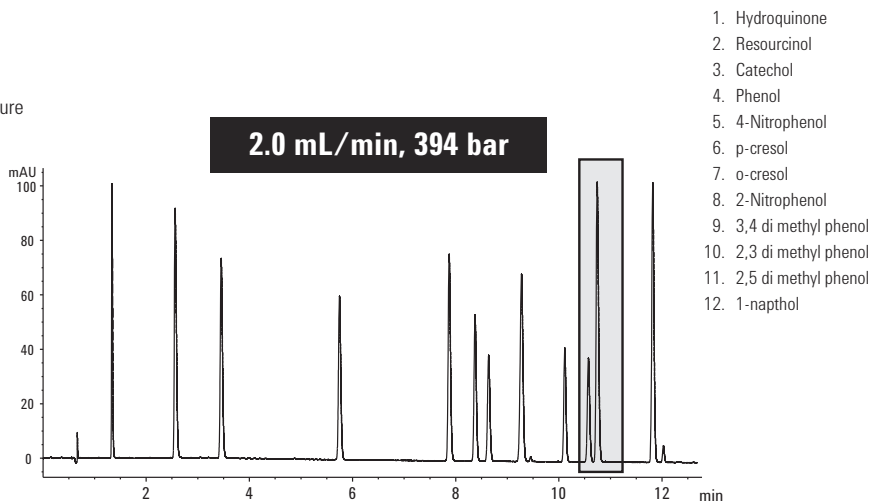
**Column:** Poroshell 120 EC-C18  
695975-902  
4.6 x 100 mm, 2.7 µm

**Mobile Phase:** Solvent A: Water with 0.1% formic acid  
Solvent B: Acetonitrile

**Gradient:** 5% B in 2 min  
60% B in 17 min  
1200 RRLLC SL controlled temperature  
at 25 °C 2 mm flow cell

**Detector:** DAD, 270 nm

By reducing the flow rate to 2.0 mL/min, the pressure was kept to less than 400 bar improving the separation of a late-eluting peak pair (highlighted) with only a minor increase in analysis time. This separation can be achieved using HPLC or, if a higher flow rate is desired, a UHPLC.



**Poroshell 120 EC-C18  
for fast UHPLC separations**

**Column:** Poroshell 120 EC-C18  
695975-302  
3.0 x 100 mm, 2.7 µm

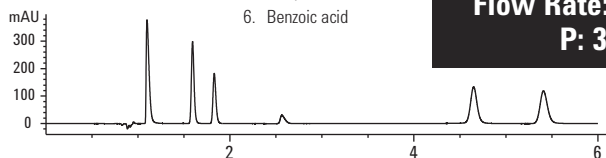
**Mobile Phase:** 65% A: 0.2% Formic acid  
35% B: Methanol  
Isocratic

**Flow Rate:** Varies

**Temperature:** 26 °C

**Detector:** Sig = 220, 4 nm, Ref = Off

1. Saccharin
2. Caffeine
3. P-hydroxybenzoic acid
4. Aspartame
5. Dehydroacetic acid
6. Benzoic acid

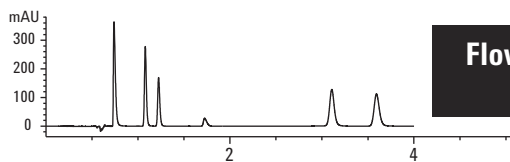


**Flow Rate: 0.5 mL/min,  
P: 300 bar**

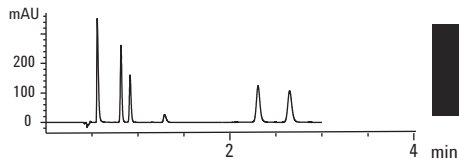
This example shows a fast separation using a mobile phase that generates higher pressures. In the top chromatogram, a 3.0 mm id column was used, with a flow rate of 0.5 mL/min and a pressure below 400 bar – making this a typical LC separation.

Although the top separation was fast (just under 6 minutes), the middle and bottom chromatograms show that you can reduce run times to under 3 minutes by increasing the flow rate. These faster analyses will take your pressure to 400-560 bar; look to the Agilent 1200 Infinity Series flexible upgrade options to help you take advantage of UHPLC capabilities.

More viscous solvents like methanol can be used at HPLC or UHPLC pressures.



**Flow Rate: 0.75 mL/min,  
P: 433 bar**



**Flow Rate: 1.0 mL/min,  
P: 559 bar**



**TIPS & TOOLS**

For a full listing of our LC capillary portfolio, turn to pages 16-46.

## ZORBAX Rapid Resolution High Definition (RRHD) 1.8 $\mu\text{m}$

- High pressure (1200 bar) columns for optimum results with the 1290 Infinity LC or other UHPLC instruments
- 1.8  $\mu\text{m}$  particles deliver maximum resolution for the most defined separations
- Available in 12 ZORBAX phases, including Eclipse Plus C18 for superior peak shape, ZORBAX StableBond C18 for low pH stability, Bonus-RP, Eclipse PAH, Eclipse Plus Phenyl-Hexyl and Extend-C18
- Also available in HILIC Plus
- Achieve the same selectivity on 3.5 and 5  $\mu\text{m}$  ZORBAX columns with the same bonded phase for compatibility with any LC

ZORBAX Rapid Resolution High Definition (RRHD) columns are an expansion of the ZORBAX 1.8  $\mu\text{m}$  particle column line. The new RRHD columns use improved packing processes to achieve stability up to 1200 bar for use with the Agilent 1290 Infinity LC or other UHPLC instruments. RRHD 1.8  $\mu\text{m}$  columns are available in 50, 100 and 150 mm lengths for fast or high resolution – truly high definition – separations of your most complex samples.

### ZORBAX RRHD Column Specifications

Bonded Phase	Pore Size	Surface Area	pH Range	Endcapped	Temp Limit
ZORBAX Eclipse Plus C18	95Å	160 m <sup>2</sup> /g	2.0-9.0	Double	60 °C
ZORBAX Eclipse Plus C8	95Å	160 m <sup>2</sup> /g	2.0-9.0	Double	60 °C
ZORBAX Eclipse Plus Phenyl-Hexyl	95Å	160 m <sup>2</sup> /g	2.0-9.0	Double	60 °C
ZORBAX Eclipse XDB-C18	80Å	180 m <sup>2</sup> /g	2.0-9.0	Double	60 °C
ZORBAX Extend-C18	80Å	180 m <sup>2</sup> /g	2.0-11.5**	Double	60 °C
ZORBAX Bonus RP	80Å	180 m <sup>2</sup> /g	2.0-9.0	Triple	60 °C
ZORBAX StableBond SB-C18	80Å	180 m <sup>2</sup> /g	1.0-8.0*	No	80 °C
ZORBAX StableBond SB-C8	80Å	180 m <sup>2</sup> /g	1.0-8.0*	No	80 °C
ZORBAX StableBond SB-Phenyl	80Å	180 m <sup>2</sup> /g	1.0-8.0*	No	80 °C
ZORBAX StableBond SB-CN	80Å	180 m <sup>2</sup> /g	1.0-8.0*	No	80 °C
ZORBAX StableBond SB-Aq	80Å	180 m <sup>2</sup> /g	1.0-8.0*	No	80 °C
ZORBAX Eclipse PAH	95Å	160 m <sup>2</sup> /g	2.0-8.0	No	60 °C
ZORBAX HILIC Plus	95Å	160 m <sup>2</sup> /g	0.0-8.0	No	60 °C
ZORBAX StableBond 300SB-C8	300Å	45 m <sup>2</sup> /g	1.0-8.0*	No	80 °C
ZORBAX StableBond 300SB-C18	300Å	45 m <sup>2</sup> /g	1.0-8.0*	No	80 °C
ZORBAX StableBond 300SB-C3	300Å	45 m <sup>2</sup> /g	1.0-8.0*	No	80 °C
ZORBAX 300-Diphenyl	300Å	45 m <sup>2</sup> /g	1.0-8.0*	No	80 °C

\* StableBond columns are designed for optimal use at low pH. At pH >6, highest column stability for all silica based columns is obtained by operating at temperatures <40 °C and using lower buffer concentrations – 10-20 mM or organic buffers. 300SB-C18 may be used up to 90 °C. For pH 6-8, select the Eclipse Plus C18 column.

\*\* Temperature limits are 60 °C up to pH 8, 40 °C from pH 8-11.5.



ZORBAX Rapid Resolution High Definition (RRHD) 1.8  $\mu\text{m}$  Columns

**Separation of licorice root on RRHD columns**

**Column A:** ZORBAX RRHD SB-C18  
857700-902  
2.1 x 50 mm, 1.8 μm

**Column B:** 858700-902  
2.1 x 100 mm, 1.8 μm

**Column C:** 859700-902  
2.1 x 150 mm, 1.8 μm

Mobile Phase: 10-100% B/30 min  
A: 0.1% Formic acid (fa)  
B: Acetonitrile with 0.1% fa

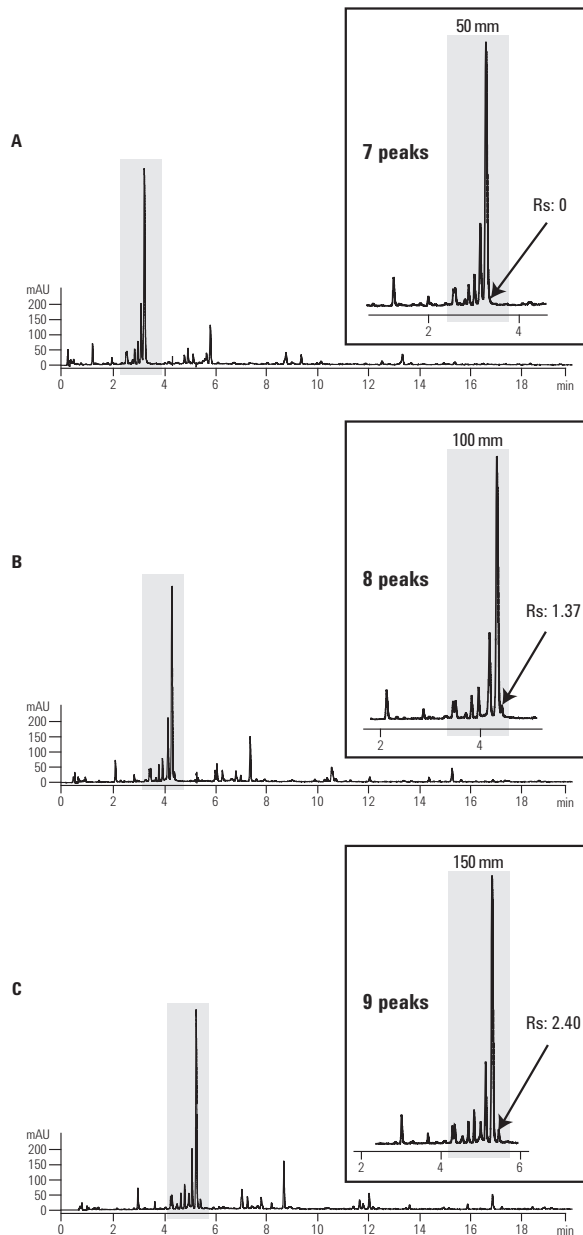
Flow Rate: F = 0.4 mL/min

Gradient: 30 minute gradient on each length

Temperature: Ambient

Detector: 280 nm UV

Instrument: 1290 Infinity LC



**Sub 1 minute separations with RRHD columns**

**Column:** ZORBAX RRHD SB-C18  
857700-902  
2.1 x 50 mm, 1.8 µm

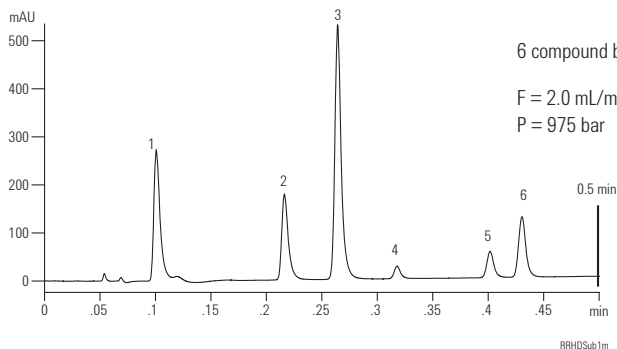
Gradient: H<sub>2</sub>O (0.05% trifluoroacetic acid)/10-40% ACN/1 min

Temperature: 60 °C

Injection Volume: 0.5 µL x 100 ppm each

Detector: UV, 275 nm

Data Rate: 160 Hz



1. 2-methyl-4-isothiazolin-3-one
2. 5-chloro-2-methyl-4-isothiazolin-3-one
3. Carbendazim
4. Benzisothiazol-3(2H)-one
5. 2-phenoxyethanol
6. Methylparaben

**New levels of sensitivity and resolution**

**Column A:** ZORBAX RRHD Eclipse Plus C18  
959758-302  
3.0 x 100 mm, 1.8 µm

Ion Source: 360 °C, 12 L/min, 50 psi, 3500 V.

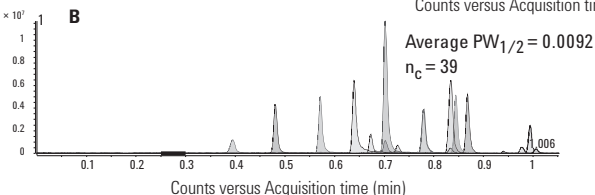
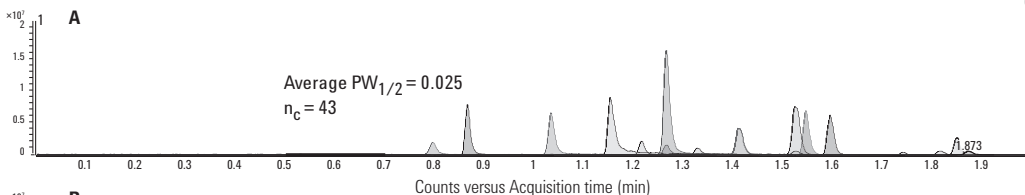
Temperature: Ambient, no temperature control (approx 24 °C)

**Column B:** ZORBAX RRHD Eclipse Plus C18  
959757-302  
3.0 x 50 mm, 1.8 µm

Mobile Phase: A: 0.2% Formic acid in water  
B: ACN

Detector: Agilent 1290 Infinity LC with 6410 MS/MS

Sample: 20 µL (10 µL for 50 mm column) of 1 µg/mL standard



Compounds (in elution order) with identifying mass:

1. Acetaminophen, m/z 109
2. Caffeine, m/z 194
3. 2-acetamidophenol, m/z 109
4. Acetanilide, m/z 135
5. Acetylsalicylic acid, m/z 120
6. Phenacetin, m/z 179
7. Salicylic acid, m/z 120
8. Sulindac, m/z 356
9. Piroxicam, m/z 332
10. Tolmetin, m/z 257
11. Ketoprofen, m/z 254
12. Diflunisal, m/z 332
13. Diclofenac, m/z 235
14. Celecoxib, m/z 351
15. Ibuprofen, m/z 160

By transferring your method to an Agilent RRHD column, you can enhance resolution for difficult analyses – allowing you to save time by using shorter columns without compromising performance.

The RRHD column saves analytical time without sacrificing performance.

**Selectivity comparison: C18 columns**

**Column A:** ZORBAX RRHD Eclipse Plus C18  
959758-902  
2.1 x 100 mm, 1.8  $\mu$ m

**Column B:** ZORBAX RRHD Eclipse XDB-C18  
981758-902  
2.1 x 100 mm, 1.8  $\mu$ m

**Column C:** ZORBAX RRHD Extend-C18  
758700-902  
2.1 x 100 mm, 1.8  $\mu$ m

**Column D:** ZORBAX RRHD SB-C18  
858700-902  
2.1 x 100 mm, 1.8  $\mu$ m

Mobile Phase: A: 0.1% HCOOH in H<sub>2</sub>O (30%)  
B: 0.1% HCOOH in CH<sub>3</sub>CN (70%)

Flow Rate: 1 mL/min, isocratic

Temperature: 30 °C

Sample: 1  $\mu$ L

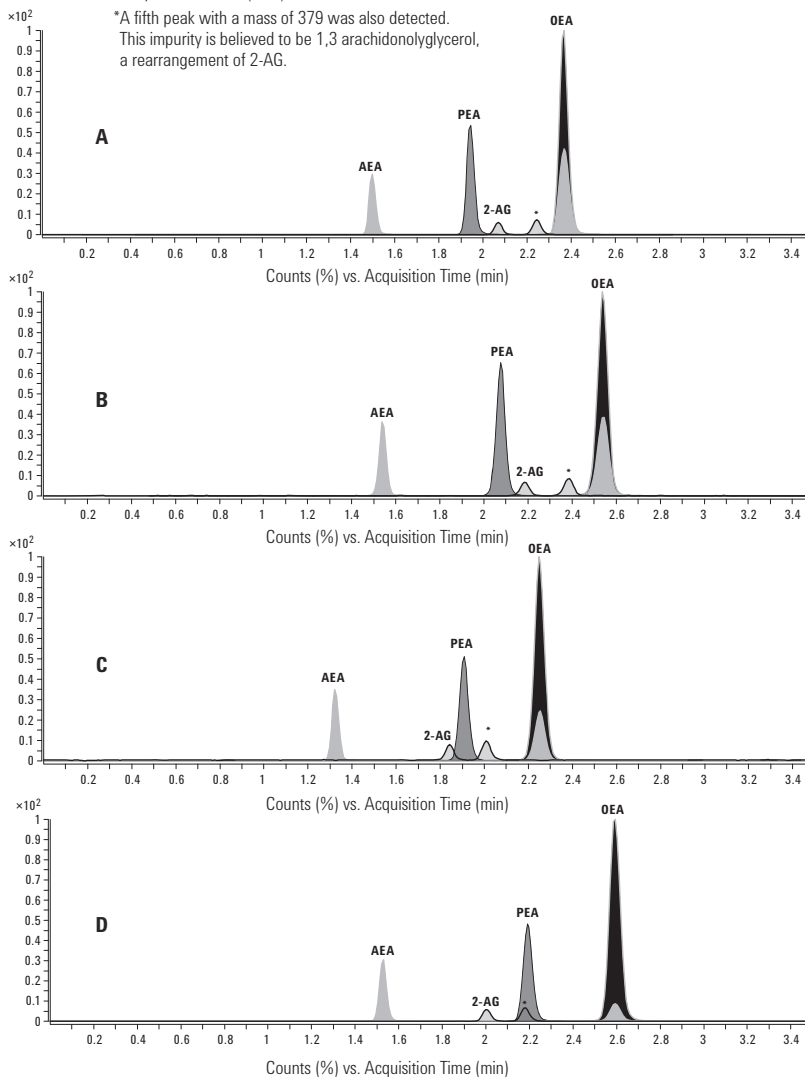
MS2 Scan: 290-390, ESI positive mode,  
scan time: 500, fragmentor:  
135 V; drying gas: 12 L/min, 325 °C;  
nebulizer pressure: 35 psig;  
capillary voltage: 3000

Selectivity differences are due to subtle, yet important variations, such as bonding type, endcapping, or the amount and type of silanols on the silica. Other factors that influence selectivity include mobile phase composition, temperature, and pH. (Note that these factors are identical in the following example.)

Here we compared the selectivity of four Agilent ZORBAX RRHD C18 columns using an endocannabinoid analysis method.

1. Anandamine (AEA), m/z 348
2. Palmitoylethanolamide (PEA), m/z PEA
3. 2-arachinoylglycerol (2-AG), m/z 379\*
4. Oleoylethanolamide (OEA), m/z 326

\*A fifth peak with a mass of 379 was also detected. This impurity is believed to be 1,3 arachidonoylglycerol, a rearrangement of 2-AG.


**TIPS & TOOLS**

For full details, see Agilent publication 5990-7166EN, [www.agilent.com/chem/library](http://www.agilent.com/chem/library)

**Selectivity comparison:  
Phenyl and other columns**

**Column A:** ZORBAX RRHD Eclipse Plus C18  
959758-902  
2.1 x 100 mm, 1.8  $\mu$ m

**Column B:** ZORBAX RRHD Eclipse Plus Phenyl-Hexyl  
959758-912  
2.1 x 100 mm, 1.8  $\mu$ m

**Column C:** ZORBAX RRHD SB-Aq  
858700-914  
2.1 x 100 mm, 1.8  $\mu$ m

**Column D:** ZORBAX RRHD SB-Phenyl  
858700-912  
2.1 x 100 mm, 1.8  $\mu$ m

Mobile Phase: A: 5% HCOOH in H<sub>2</sub>O  
B: CH<sub>3</sub>CN

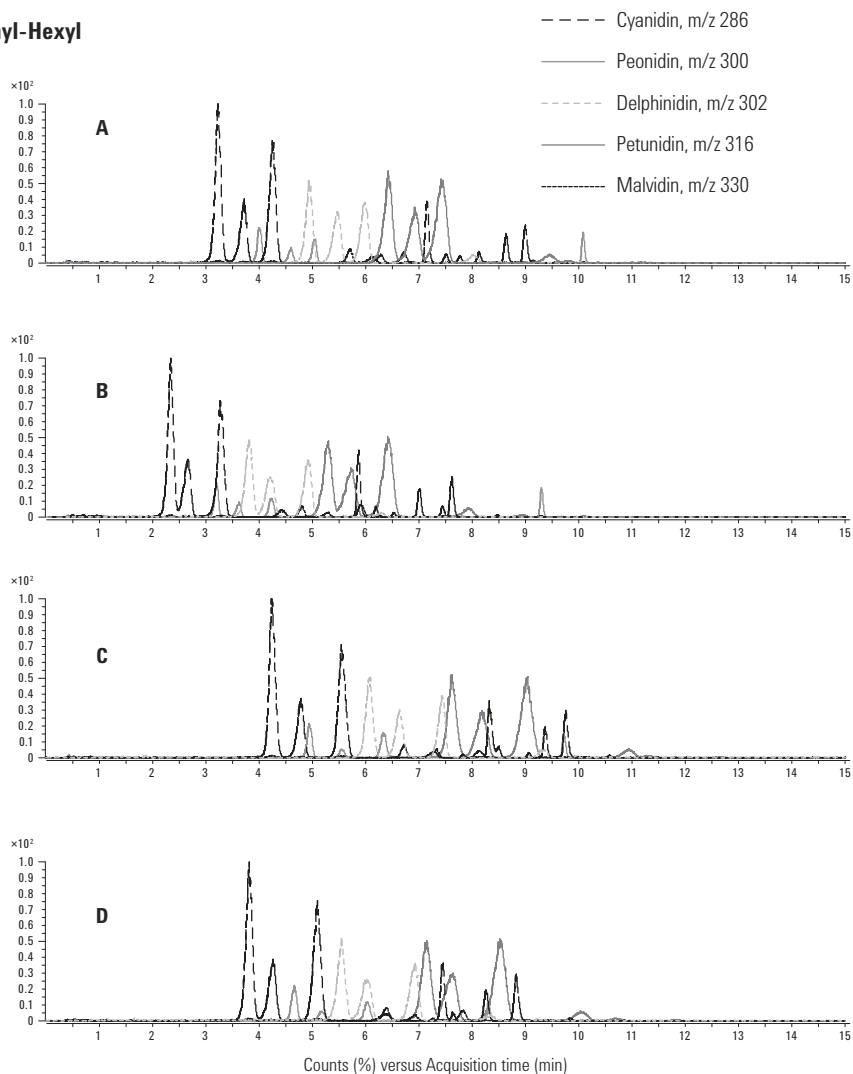
Flow Rate: 0.65 mL/min

Gradient: 10-50% B in 15 min

Temperature: 30 °C

MS2 Scan: ESI +, 200-1000

Extracted ion chromatograms from LC/MS scan data of  
blueberry anthocyanins.


**TIPS & TOOLS**

For full details, see Agilent publication 5990-8470EN, [www.agilent.com/chem/library](http://www.agilent.com/chem/library)



**Rapid Resolution High Definition (RRHD) Columns for High Pressure Use (Maximum Pressure: 1200 bar)**

Hardware	Description	Size (mm)	Particle Size (µm)	Eclipse Plus C18 USP L1	Eclipse Plus C8 USP L7	Eclipse Plus Phenyl-Hexyl USP L11	Eclipse PAH USP L1
	Solvent Saver RRHD, 1200 bar	3.0 x 150	1.8	959759-302	959759-306		
	Solvent Saver RRHD, 1200 bar	3.0 x 100	1.8	959758-302	959758-306	959758-312	959758-318
	Solvent Saver RRHD, 1200 bar	3.0 x 50	1.8	959757-302	959757-306	959757-312	959757-318
UG	UHPLC Guard, 1200 bar, 3/pk	3.0 x 5	1.8	823750-901			
	Narrow Bore RRHD, 1200 bar	2.1 x 150	1.8	959759-902	959759-906	959759-912	959763-918
	Narrow Bore RRHD, 1200 bar	2.1 x 100	1.8	959758-902	959758-906	959758-912	959764-918
	Narrow Bore RRHD, 1200 bar	2.1 x 50	1.8	959757-902	959757-906	959757-912	959741-918
UG	UHPLC Guard, 1200 bar, 3/pk	2.1 x 5	1.8	821725-901			

**Rapid Resolution High Definition (RRHD) Columns for High Pressure Use (Maximum Pressure: 1200 bar)**

Hardware	Description	Size (mm)	Particle Size (µm)	SB-C18 USP L1	SB-C8 USP L7	SB-CN USP L10	SB-Phenyl USP L11	SB-Aq
	Solvent Saver RRHD, 1200 bar	3.0 x 150	1.8	859700-302	859700-306			
	Solvent Saver RRHD, 1200 bar	3.0 x 100	1.8	858700-302	858700-306	858700-305	858700-905	858700-314
	Solvent Saver RRHD, 1200 bar	3.0 x 50	1.8	857700-302	857700-306	857700-305	857700-312	857700-314
UG	UHPLC Guard, 1200 bar, 3/pk	3.0 x 5	1.8	823750-902	823750-904			
	Narrow Bore RRHD, 1200 bar	2.1 x 150	1.8	859700-902	859700-906	859700-905	859700-912	859700-914
	Narrow Bore RRHD, 1200 bar	2.1 x 100	1.8	858700-902	858700-906	858700-905	858700-912	858700-914
	Narrow Bore RRHD, 1200 bar	2.1 x 50	1.8	857700-902	857700-906	857700-905	857700-912	857700-914
UG	UHPLC Guard, 1200 bar, 3/pk	2.1 x 5	1.8	821725-902	821725-904			

**Rapid Resolution High Definition (RRHD) Columns for High Pressure Use (Maximum Pressure: 1200 bar)**

Hardware	Description	Size (mm)	Particle Size (µm)	Extend-C18 USP L1	Eclipse XDB-C18 USP L1	Bonus-RP USP L60	HILIC Plus
	Solvent Saver RRHD, 1200 bar	3.0 x 150	1.8	759700-302	981759-302		
	Solvent Saver RRHD, 1200 bar	3.0 x 100	1.8	758700-302	981758-302		959758-301
	Solvent Saver RRHD, 1200 bar	3.0 x 50	1.8	757700-302	981757-302		959757-301
UG	UHPLC Guard, 1200 bar, 3/pk	3.0 x 5	1.8		823750-903		
	Narrow Bore RRHD, 1200 bar	2.1 x 150	1.8	759700-902	981759-902	859768-901	959759-901
	Narrow Bore RRHD, 1200 bar	2.1 x 100	1.8	758700-902	981758-902	858768-901	959758-901
	Narrow Bore RRHD, 1200 bar	2.1 x 50	1.8	757700-902	981757-902	857768-901	959757-901
UG	UHPLC Guard, 1200 bar, 3/pk	2.1 x 5	1.8		821725-903		

ZORBAX RRHD columns are also available in 300Å configurations for biomolecules. Turn to page 364.

ZORBAX RRHD 300-HILIC will be available in 2013.



## ZORBAX Rapid Resolution High Throughput (RRHT) 1.8 $\mu\text{m}$

- High pressure (600 bar) columns for ultra high speed or maximum resolution analyses with Rapid Resolution HT columns packed with totally porous, 1.8  $\mu\text{m}$  packings
- Carefully engineered particles deliver maximum resolution at 25% less pressure than other sub-2  $\mu\text{m}$  materials
- Reduce analysis time by up to 95%
- Develop HPLC methods more quickly
- Securely transfer conventional methods with over 140 RRHT column choices
- Analyze complex samples on shorter columns faster and maximize peak capacity
- Matching selectivity in 3.5, 5 and 7  $\mu\text{m}$  particle sizes for complete method scalability
- Short (50 mm long and less) column can be used on some conventional LCs

Agilent ZORBAX Rapid Resolution HT (1.8  $\mu\text{m}$ ) columns use a totally porous, 1.8  $\mu\text{m}$  particle to provide maximum resolution in fast, ultra-fast and high resolution analyses. You can reduce analysis time by up to 95% in comparison to 250 mm length columns. With more than 140 RRHT column choices, including the high performance ZORBAX Eclipse Plus and many other ZORBAX column choices (Eclipse XDB, StableBond, Extend, Bonus-RP), methods can be developed quickly or securely transferred to a smaller particle size column with no loss in resolution. The small particle size provides double the efficiency of a 3.5  $\mu\text{m}$  column in the same column length, providing the highest efficiency and resolution possible. This permits the analysis of complex samples on shorter columns with the highest resolution and peak capacity. The 1.8  $\mu\text{m}$  Rapid Resolution HT columns take high-speed, high-resolution HPLC to a new level.

The 600 bar columns can be used with the Agilent 1260 Infinity LC System up to this high pressure limit. In addition, the shorter columns can be used on many other LC's, including the Agilent 1200 Rapid Resolution LC System.



ZORBAX Rapid Resolution High Throughput (RRHT) 1.8  $\mu\text{m}$  Columns

**Rapid Resolution HT (RRHT) provides double the efficiency of Rapid Resolution columns**

**Column A:** ZORBAX Rapid Resolution SB-C18  
835975-902  
4.6 x 50 mm, 3.5 µm

**Column B:** ZORBAX RRHT SB-C18  
827975-902  
4.6 x 50 mm, 1.8 µm

Mobile Phase: 25% Water, 75% MeOH

Flow Rate: 1.5 mL/min

Temperature: Ambient

Detector: UV, 254 nm

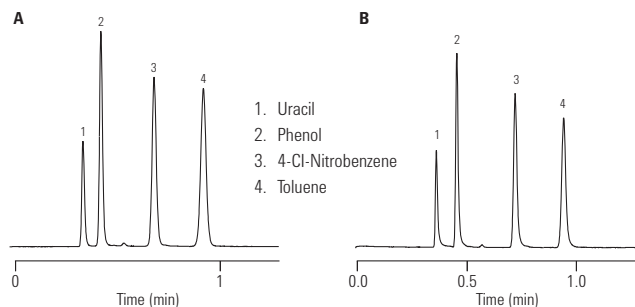
This figure shows that Rapid Resolution HT columns can provide double the efficiency of a 3.5 µm column in the same column length. This high efficiency can be used for very high-resolution, high throughput analyses.

**Plates (N)**

- 1. 3476
- 2. 4585
- 3. 5673
- 4. 6180

**Plates (N)**

- 1. 6560
- 2. 8958
- 3. 11508
- 4. 12266



LCRR002

**Increase peak capacity with RRHT columns**

**Column A:** Eclipse RRHT XDB-C8  
928700-906  
2.1 x 100 mm, 1.8 µm

**Column B:** Eclipse XDB-C18  
961753-902  
2.1 x 100 mm, 3.5 µm

Mobile Phase: A: H<sub>2</sub>O  
B: ACN

Peak capacity: A: 461  
B: 343

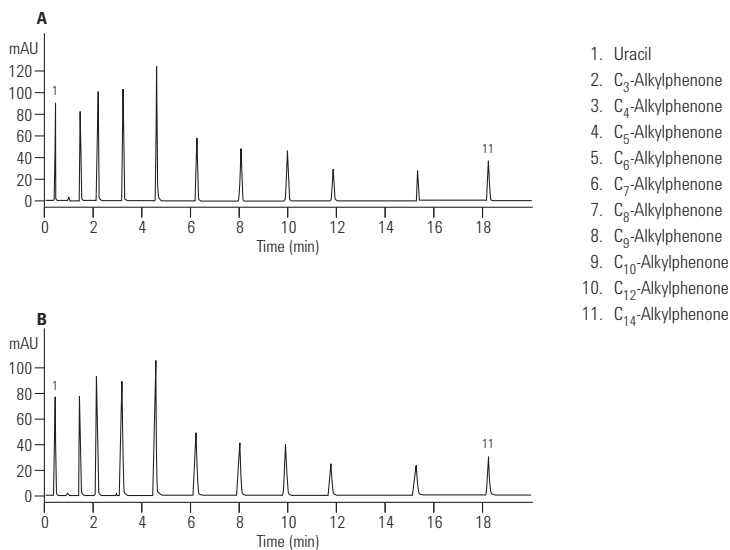
Flow Rate: 0.5 mL/min

Gradient: 0.0 min 50% B  
20.0 min 100% B

Temperature: 40 °C

Detector: UV, 254 nm

Sample: Alkylphenones



LCRR004

**Reduce analysis time dramatically with Rapid Resolution HT columns**

**Column A:** Eclipse XDB-C18  
990967-902  
4.6 x 250 mm, 5 µm

**Column B:** Eclipse XDB-C18  
963967-902  
4.6 x 150 mm, 3.5 µm

**Column C:** Eclipse XDB-C18  
966967-902  
4.6 x 75 mm, 3.5 µm

**Column D:** ZORBAX Eclipse XDB-C18  
935967-902  
4.6 x 50 mm, 3.5 µm

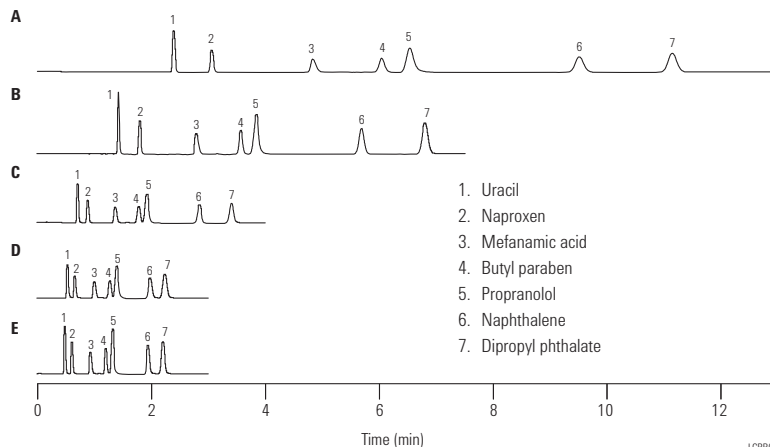
**Column E:** Eclipse RRHT XDB-C18  
925975-902  
4.6 x 50 mm, 1.8 µm

Mobile Phase: 73% MeOH:27% 20 mM Phosphate Buffer, pH 7.0

Flow Rate: 1 mL/min

Temperature: Ambient

Detector: UV, 254 nm



LCRR003

This figure shows the dramatic reduction in analysis time made possible by using Rapid Resolution HT columns. Chromatogram A shows a separation that takes 11.5 minutes on a 25 cm, 5 µm column. Rapid Resolution (3.5 µm) columns, shown in chromatogram B and C, reduce analysis time substantially, but with a slight compromise in resolution. The Rapid Resolution HT column reduces analysis time to 2.2 minutes, an 80% reduction, while still maintaining baseline resolution.

**Long lifetime of RRHT columns at elevated temperatures**

**Column:** ZORBAX RRHT SB-C18  
827700-902  
2.1 x 50 mm, 1.8 µm

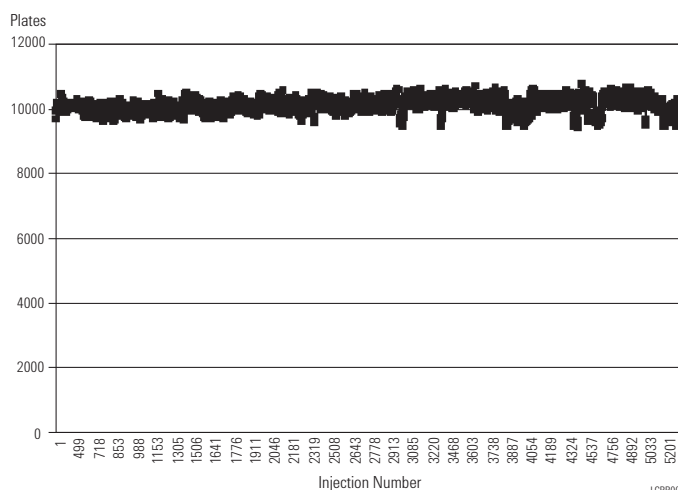
Mobile Phase: A: 60% H<sub>2</sub>O  
B: 40% ACN

Flow Rate: 1 mL/min

Temperature: 80 °C

Detector: UV, 254 nm

Sample: QC test mix



LCRR005

**Comparison of efficiencies – Rapid Resolution High Definition (RRHD)/RRHT (1.8 µm) and Rapid Resolution (3.5 µm) columns**

Column Length (mm)	Poroshell 120	Resolving Power N (3.5 µm)*	Resolving Power N (1.8 µm)
<b>High Resolution</b>			
150	32,000	21,000	32,500
100	21,000	14,000	24,000
75	16,000	10,500	17,000**
<b>Ultra Fast</b>			
50	11,000	7,000	12,000
30	5,500	4,200	6,000
20	—	—	3,500
15	—	2,100	2,500
Resolution $\propto N^{1/2}$			

\*5 µm HPLC columns of the same length have 40% fewer plates (N-value); 4.6 mm id

\*\*Available as a custom column

Data is based on 4.6 mm id columns

**TIPS & TOOLS**






The LC Rack from Agilent can help you reduce capillary lengths and minimize extra-column volume. It also protects your instrument and enables you to switch out modules as needed.






Agilent rack for LC systems, 5001-3726

## Rapid Resolution HT Columns for High Pressure Use (Maximum Pressure: 600 bar, 9000 psi)

Hardware	Description	Size (mm)	Particle Size (µm)	Eclipse Plus C18 USP L1	Eclipse Plus C8 USP L7	Eclipse Plus Phenyl-Hexyl USP L11	Eclipse PAH USP L1	Eclipse XDB-C18 USP L1	Eclipse XDB-C8 USP L7	Eclipse Extend-C18 USP L1
	Rapid Resolution HT, 600 bar	4.6 x 150	1.8	959994-902						
	Rapid Resolution HT, 600 bar	4.6 x 100	1.8	959964-902	959964-906	959964-912	959964-918	928975-902		728975-902
	Rapid Resolution HT, 600 bar	4.6 x 75	1.8	959951-902						
	Rapid Resolution HT, 600 bar	4.6 x 50	1.8	959941-902	959941-906	959941-912	959941-918	927975-902	927975-906	727975-902
	Rapid Resolution HT, 600 bar	4.6 x 30	1.8	959931-902	959931-906	959931-912	959931-918	924975-902	924975-906	724975-902
	Rapid Resolution HT, 600 bar	4.6 x 20	1.8					926975-902	926975-906	726975-902
	UHPLC Guard, 600 bar, 3/pk	4.6 x 5	1.8	820750-901				820750-903		
	Solvent Saver HT, 600 bar	3.0 x 100	1.8	959964-302	959964-306	959964-312		928975-302		728975-302
	Solvent Saver HT, 600 bar	3.0 x 50	1.8	959941-302	959941-306	959941-312		927975-302	927975-306	727975-302
	Solvent Saver HT, 600 bar	3.0 x 30	1.8					924975-302	924975-306	724975-302
	Solvent Saver HT, 600 bar	3.0 x 20	1.8					926975-302	926975-306	726975-302
	UHPLC Guard, 1200 bar, 3/pk	3.0 x 5	1.8	823750-901				823750-903		
	Narrow Bore RRHT, 600 bar	2.1 x 150	1.8	959794-902						
	Narrow Bore RRHT, 600 bar	2.1 x 100	1.8	959764-902	959764-906	959764-912	959764-918	928700-902	928700-906	728700-902
	Narrow Bore RRHT, 600 bar	2.1 x 50	1.8	959741-902	959741-906	959741-912	959741-918	927700-902	927700-906	727700-902
	Narrow Bore RRHT, 600 bar	2.1 x 30	1.8	959731-902	959731-906	959731-912		924700-902	924700-906	724700-902
	Narrow Bore RRHT, 600 bar	2.1 x 20	1.8					926700-902	926700-906	726700-902
	UHPLC Guard, 1200 bar, 3/pk	2.1 x 5	1.8	821725-901				821725-903		

Rapid Resolution HT Columns for High Pressure Use (Maximum Pressure: 600 bar, 9000 psi)

Hardware	Description	Size (mm)	Particle Size (µm)	SB-C18 USP L1	SB-C8 USP L7	SB-Phenyl USP L11	SB-CN USP L10	SB-Aq	Rx-SIL USP L3	Bonus-RP USP L60
	Rapid Resolution HT, 600 bar	4.6 x 150	1.8	829975-902	829975-906	829975-912	829975-905	829975-914		
	Rapid Resolution HT, 600 bar	4.6 x 100	1.8	828975-902	828975-906	828975-912	828975-905	828975-914	828975-901	828668-901
	Rapid Resolution HT, 600 bar	4.6 x 75	1.8		830975-906					830668-901
	Rapid Resolution HT, 600 bar	4.6 x 50	1.8	827975-902	827975-906	827975-912	827975-905	827975-914	827975-901	827668-901
	Rapid Resolution HT, 600 bar	4.6 x 30	1.8	824975-902	824975-906	824975-912	824975-905	824975-914		
	Rapid Resolution HT, 600 bar	4.6 x 20	1.8	826975-902	826975-906					
	UHPLC Guard, 600 bar, 3/pk	4.6 x 5	1.8	820750-902	820750-904					
	Solvent Saver HT, 600 bar	3.0 x 150	1.8	829975-302	829975-306	829975-312	829975-305			
	Solvent Saver HT, 600 bar	3.0 x 100	1.8	828975-302	828975-306	828975-312	828975-305	828975-314	828975-301	828668-301
	Solvent Saver HT, 600 bar	3.0 x 50	1.8	827975-302	827975-306	827975-312	827975-305	827975-314	827975-301	827668-301
	Solvent Saver HT, 600 bar	3.0 x 30	1.8	824975-302	824975-306		824975-305			
	Solvent Saver HT, 600 bar	3.0 x 20	1.8	826975-302	826975-306					
	UHPLC Guard, 1200 bar, 3/pk	3.0 x 5	1.8	823750-902	823750-904					
	Narrow Bore RRHT, 600 bar	2.1 x 150	1.8	820700-902	820700-906	820700-912	820700-905			
	Narrow Bore RRHT, 600 bar	2.1 x 100	1.8	828700-902	828700-906	828700-912	828700-905	828700-914	828700-901	828768-901
	Narrow Bore RRHT, 600 bar	2.1 x 50	1.8	827700-902	827700-906	827700-912	827700-905	827700-914	827700-901	827768-901
	Narrow Bore RRHT, 600 bar	2.1 x 30	1.8	824700-902	824700-906	824700-912	824700-905	824700-914		
	Narrow Bore RRHT, 600 bar	2.1 x 20	1.8	826700-902	826700-906					
	UHPLC Guard, 1200 bar, 3/pk	2.1 x 5	1.8	821725-902	821725-904					



## Rapid Resolution HT Columns and Cartridges (Maximum Pressure: 400 bar, 6000 psi)

Hardware	Description	Size (mm)	Particle Size (µm)	Eclipse XDB-C18 USP L1	Eclipse XDB-C8 USP L7	SB-C18 USP L1	SB-C8 USP L7	Extend-C18 USP L1
	Rapid Resolution HT, 400 bar	4.6 x 50	1.8	922975-902	922975-906	922975-902	822975-906	722975-902
	Rapid Resolution HT, 3/pk, 400 bar	4.6 x 50	1.8	922975-932		922975-932		
	Narrow Bore RRHT, 400 bar	2.1 x 50	1.8	922700-902		922700-902		
	Narrow Bore RRHT, 3/pk, 400 bar	2.1 x 50	1.8	922700-932		922700-932		
<b>Rapid Resolution HT Cartridges (require hardware kit 820555-901)</b>								
RR	Rapid Resolution HT Cartridge	4.6 x 50	1.8	925975-902		825975-902		
RR	Rapid Resolution HT Cartridge, 3/pk	4.6 x 50	1.8	925975-932		825975-932		
RR	Rapid Resolution HT Cartridge	2.1 x 50	1.8	925700-902		825700-902		
RR	Rapid Resolution HT Cartridge, 3/pk	2.1 x 50	1.8	925700-932		825700-932		
RR	Rapid Resolution HT Cartridge	4.6 x 30	1.8	923975-902		823975-902		
RR	Rapid Resolution HT Cartridge, 3/pk	4.6 x 30	1.8	923975-932		823975-932		
RR	Rapid Resolution HT Cartridge	2.1 x 30	1.8	923700-902		823700-902		
RR	Rapid Resolution HT Cartridge, 3/pk	2.1 x 30	1.8	923700-932		823700-932		
RR	Rapid Resolution HT Cartridge	4.6 x 15	1.8	921975-902		821975-902		
RR	Rapid Resolution HT Cartridge, 3/pk	4.6 x 15	1.8	921975-932		821975-932		
RR	Rapid Resolution HT Cartridge	2.1 x 15	1.8	921700-902		821700-902		
RR	Rapid Resolution HT Cartridge, 3/pk	2.1 x 15	1.8	921700-932		821700-932		
RR	Hardware Kit for RR and RRHT Cartridges			820555-901		820555-901		



UHPLC Guard, 1200 bar, 821725-903

## Agilent Fast Guards for UHPLC




- High performance guard columns for Fast LC columns
- Two formats – one for Poroshell 120 columns, stable to 600 bar, RRHD columns, 1.8  $\mu\text{m}$  (stable to 1200 bar), and RRHT columns, 1.8  $\mu\text{m}$  (stable to 600 bar)

Agilent UHPLC Guards are high performance guards designed by Agilent for its Fast LC columns families. Agilent UHPLC Guards use easy-to-install hardware that fits directly on the end of the column; no extra hardware is needed. They are sold in packages of three.




Agilent UHPLC Guards extend the lifetime of analytical columns without diminishing performance.

### Fast Guards for UHPLC

#### ZORBAX RRHD columns, 1.8 $\mu\text{m}$ (1200 bar), and ZORBAX RRHT columns, 1.8 $\mu\text{m}$ (600 bar)

Hardware	Description	Size (mm)	Particle Size ( $\mu\text{m}$ )	Eclipse Plus C18 USP L1	Eclipse XDB-C18 USP L1	SB-C18 USP L1	SB-C8 USP L7
	UHPLC Guard, 1200 bar, 3/pk	2.1 x 5	1.8	821725-901	821725-903	821725-902	821725-904
	UHPLC Guard, 1200 bar, 3/pk	3.0 x 5	1.8	823750-901	823750-903	823750-902	823750-904
	UHPLC Guard, 600 bar, 3/pk	4.6 x 5	1.8	820750-901	820750-903	820750-902	820750-904

#### Poroshell 120 columns, 2.7 $\mu\text{m}$ (600 bar)

Hardware	Description	Size (mm)	Particle Size ( $\mu\text{m}$ )	EC-C18 USP L1	EC-C8 USP L7	SB-C18 USP L1	Phenyl-Hexyl USP L11
	UHPLC Guard, 600 bar, 3/pk	2.1 x 5	2.7	821725-911	821725-913	821725-912	821725-914
	UHPLC Guard, 600 bar, 3/pk	3.0 x 5	2.7	823750-911	823750-913	823750-912	823750-914
	UHPLC Guard, 600 bar, 3/pk	4.6 x 5	2.7	820750-911	820750-913	820750-912	820750-914



### TIPS & TOOLS

Learn about Fast Guards for UHPLC – an easy way to extend the life of your analytical Fast LC column without losing performance. [www.agilent.com/chem/fastguardsvideo](http://www.agilent.com/chem/fastguardsvideo)





## Other Columns for Reversed-Phase Analytical HPLC

Achieve excellent peak shape and resolution every time — leveraging the industry's broadest selection of reversed-phase columns

Whether you are using Fast LC or working with more conventional HPLC applications, Agilent's LC family offers you a range of phases and selectivities to help you perfect your separation.

The ZORBAX Family of phases scales readily to Fast LC columns in the Rapid Resolution High Throughput (RRHT) and Rapid Resolution High Definition (RRHD) families and Poroshell 120 columns, see previous section, page 227.

In this section, we'll provide overviews of other key analytical columns from Agilent:

**ZORBAX Rapid Resolution, 3.5  $\mu\text{m}$** , configurations are an ideal choice for initial method development, providing increased sample throughput for any application when compared to 5  $\mu\text{m}$  columns.

**ZORBAX Solvent Saver 3.0 mm id column** configurations provide 60% mobile phase reduction over 4.6 mm id columns.

**ZORBAX Eclipse Plus HPLC columns** are designed to reliably produce superior peak shapes for basic compounds, and are available across all ZORBAX column configurations.

**More than 13 additional ZORBAX phases** including StableBond, Eclipse PAH, Eclipse XDB, ZORBAX Rx, Extend-C18, Bonus-Rx and Original ZORBAX columns — in total, more than 1400 configurations for reliable scalability and method transfer.

**ZORBAX Method Development kits** contain three columns for the price of two! Each as a different bonded phase for optimizing selectivity.

**ZORBAX Method Validation kits** — choose as many columns as you need (or as few) to make method validation easier and less expensive.

**Pursuit, Pursuit XRs and Pursuit XRs Ultra columns** provide alternate selectivities to the ZORBAX family.

**Polaris Columns** provide polar-modified phases for routine polar applications.

**Other Columns** for Reversed-Phase Analytical HPLC.



ZORBAX Eclipse Plus Columns

## ZORBAX Eclipse Plus

- The ideal column for method development – excellent results for a wide range of compounds
- High level of performance – peak shape, efficiency, resolution, and lifetime – with all sample types: acids, bases and neutrals
- Superior reproducibility with more rigorous QA/QC testing
- Improved, patented silica manufacturing with start-to-finish product control
- Available in 1.8, 3.5, and 5  $\mu\text{m}$  particle sizes for all analytical, high resolution, and fast LC analyses

Agilent ZORBAX Eclipse Plus columns provide the ultimate in performance for silica-based columns. Peak shape is excellent for the most challenging basic compounds, improving efficiency and resolution with these sample types. These results are achieved by improvements in the silica manufacturing and bonding technology, which is completely controlled by Agilent.

Because of their high level of performance, Eclipse Plus columns are the ideal first choice for method development of all samples. If you need to achieve fast method development and superior productivity, then choose a column with high-resolution 1.8  $\mu\text{m}$  particles. For standard methods, conventional 5  $\mu\text{m}$  and Rapid Resolution 3.5  $\mu\text{m}$  columns are your best choice. With all particle sizes, easy method transfer is possible.

With more rigorous QA and QC testing, column lot-to-lot reproducibility is also improved, resulting in long-term reliable results for all analyses.

### Column Specifications

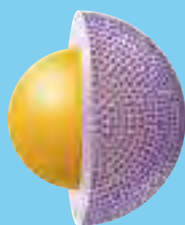
Bonded Phase	Pore Size	Surface Area	Temp. Limits	pH Range*	Endcapped	Carbon Load
ZORBAX Eclipse Plus C18	95Å	160 m <sup>2</sup> /g	60 °C	2.0-9.0	Double	9%
ZORBAX Eclipse Plus C8	95Å	160 m <sup>2</sup> /g	60 °C	2.0-9.0	Double	7%
ZORBAX Eclipse PAH	95Å	160 m <sup>2</sup> /g	60 °C	2.0-8.0	No	14%
ZORBAX Eclipse Plus Phenyl-Hexyl	95Å	160 m <sup>2</sup> /g	60 °C	2.0-8.0	Double	9%

Specifications represent typical values only.

\*Column lifetime will be reduced significantly at pH >7 and temperature >40 °C. At pH 6-9, highest column stability for all silica based columns is obtained by operating at temperatures <40 °C and using lower buffer concentrations in range of 0.01-0.02 M, especially with phosphate and carbonate buffers.



### TIPS & TOOLS



The EC-C18, EC-C8 and Phenyl-Hexyl phases on Poroshell 120 are very similar to Eclipse Plus C18, Eclipse Plus C8 and Eclipse Plus Phenyl-Hexyl phases.

Turn to page 228.

**ZORBAX Eclipse Plus: Best peak shape in the industry without tailing**

**Column:** Eclipse Plus C18  
959996-902  
4.6 x 100 mm, 5 µm

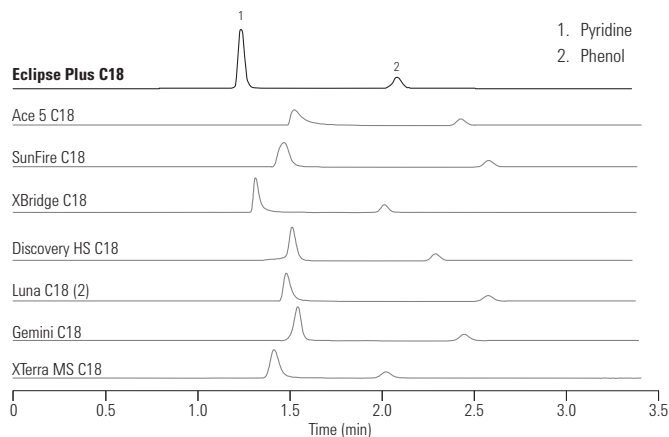
**Mobile Phase:** A: 60% Water  
B: 40% Acetonitrile

**Flow Rate:** 1.0 mL/min

**Temperature:** Ambient

**Detector:** UV, 254 nm

**Sample:** Pyridine, Phenol



LCEC001

**Peak shape and efficiency are better with ZORBAX Eclipse Plus**

**Column A:** XBridge C18, 4.6 x 150 mm, 5 µm

**Column B:** Eclipse Plus C18  
959993-902  
4.6 x 150 mm, 5 µm

**Mobile Phase:** A: 0.1% Formic acid  
B: 0.1% Formic acid in ACN

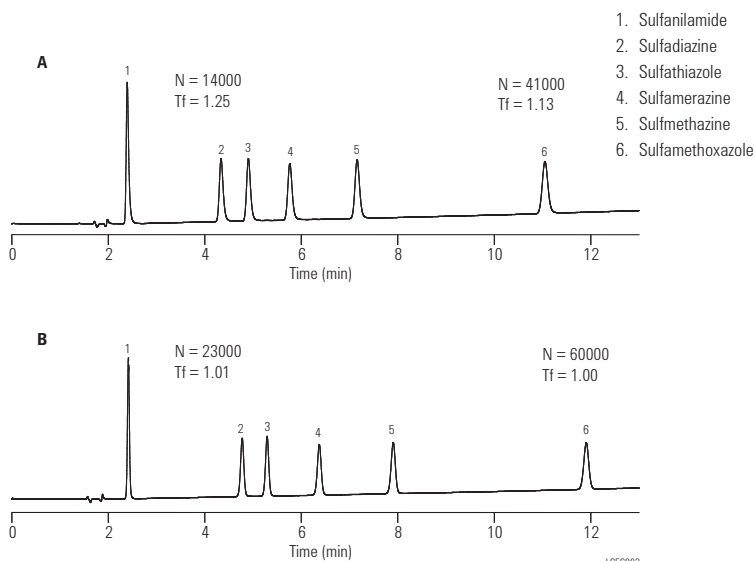
**Flow Rate:** 1.0 mL/min

**Gradient:** 0.0 min 10% B  
15 min 30% B

**Temperature:** 40 °C

**Detector:** UV, 254 nm

**Sample:** Sulfonamides



LCEC003

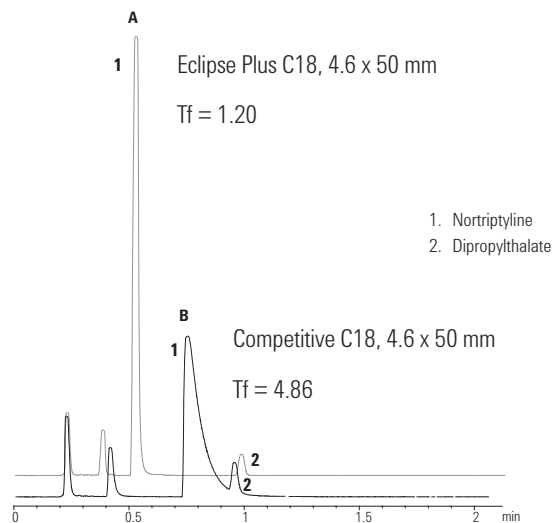
**Eliminate tailing and maximize resolution with Eclipse Plus Columns**

**Column A:** Eclipse Plus C18, 4.6 x 50 mm

**Column B:** Competitive C18, 4.6 x 50 mm

Mobile Phase: 65% ACN:35% 25 mM phosphate buffer (pH 7.4)

Superior peak shape and better selectivity with Eclipse Plus means more resolution, easier quantitation and better results in your separations.



1. Nortriptyline
2. Dipropylthalate

**Eclipse Plus C18 vs. C8**

**Column A:** Eclipse Plus C18  
4.6 x 50 mm, 5 µm

**Column B:** Eclipse Plus C8  
4.6 x 50 mm, 5 µm

Mobile Phase: Water: acetonitrile (30:70)

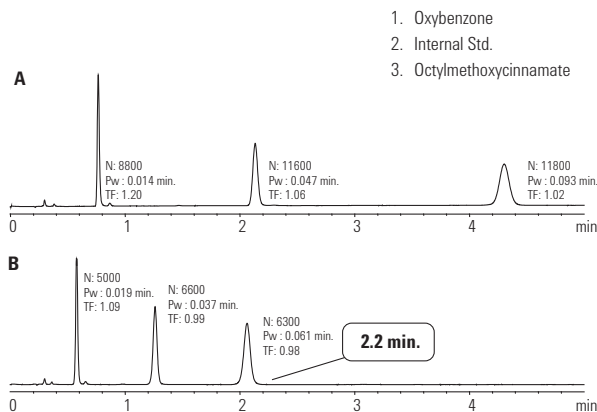
Flow Rate: 2.0 mL/min

Temperature: 30 °C

Detector: UV, 230 nm

Sample: Lip balm extract in ACN  
(melted at 100 °C, cooled and 0.45 µm filtered)

Less retention can save significant time – the C8 is a good choice here.



1. Oxybenzone
2. Internal Std.
3. Octylmethoxycinnamate

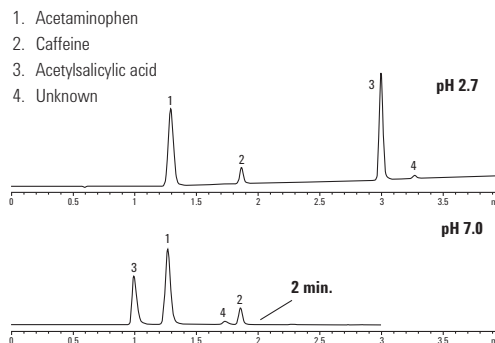
**Rapid analysis of an analgesic tablet, selectivity differences at pH 2 and pH 7**

**Column:** Eclipse Plus C8  
959946-906  
4.6 x 50 mm, 5 µm

Gradient: 10-60% B/3 min  
pH 2.7: A: 0.1% Formic acid B: 0.1% fa in ACN  
pH 7.0: A: 20 mM Na phosphate B: ACN

Sample: generic Excedrin tablet

Both Eclipse Plus C18 and C8 can be used over a wide pH range to optimize selectivity or analysis time.



1. Acetaminophen
2. Caffeine
3. Acetylsalicylic acid
4. Unknown

**Eclipse Plus C8 is less retentive than Eclipse Plus C18**

**Column A:** Eclipse Plus C8  
959996-906  
4.6 x 100 mm, 5 µm

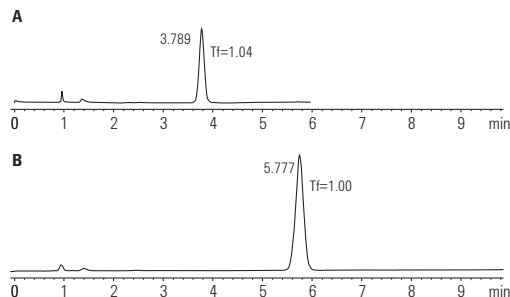
**Column B:** Eclipse Plus C18  
959996-902  
4.6 x 100 mm, 5 µm

Mobile Phase: 80% Methanol 8 mM (total) K<sub>2</sub>HPO<sub>4</sub> pH 7

Flow Rate: 1.0 mL/min

Detector: UV, 215 nm

Sample: Amitriptyline 0.05 µg/µL (0.5 µL injection)



A C8 column is typically selected because it will retain less than a C18 column, reducing analysis time.

The Eclipse Plus C8 column shows the same behavior with excellent peak shape on difficult basic compounds.

**Fast and ultra-fast analysis of basic compounds on Eclipse Plus**

**Column A:** Eclipse Plus C18  
959941-902  
4.6 x 50 mm, 1.8 µm

**Column B:** Eclipse Plus C18  
959993-902  
4.6 x 150 mm, 5 µm

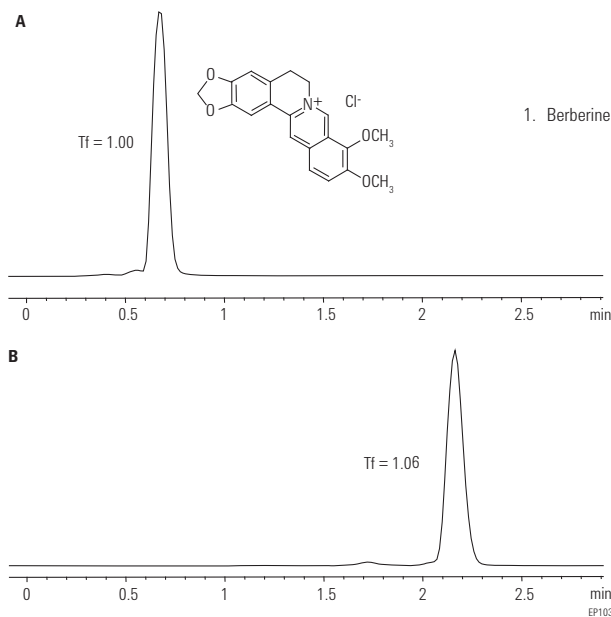
Mobile Phase: A: 50% 8 mM K<sub>2</sub>HPO<sub>4</sub>, pH 7  
B: 50% ACN

Flow Rate: 1.0 mL/min

Temperature: Ambient


Detector: UV, 254 nm

Sample: Berberine, 0.4 mg/mL, 2 µL



ZORBAX Eclipse Plus Columns






ZORBAX Eclipse Plus

Hardware	Description	Size (mm)	Particle Size (µm)	Eclipse Plus C18 USP L1	Eclipse Plus C8 USP L7	Eclipse Plus Phenyl-Hexyl USP L11	Eclipse PAH USP L1
	Analytical	4.6 x 250	5	959990-902	959990-906	959990-912	959990-918
	Analytical	4.6 x 150	5	959993-902	959993-906	959993-912	959993-918
	Analytical	4.6 x 100	5	959996-902	959996-906	959996-912	959996-918
	Analytical	4.6 x 50	5	959946-902	959946-906		
	Rapid Resolution	4.6 x 150	3.5	959963-902	959963-906	959963-912	959963-918
	Rapid Resolution	4.6 x 100	3.5	959961-902	959961-906	959961-912	959961-918
	Rapid Resolution	4.6 x 75	3.5	959933-902	959933-906	959933-912	
	Rapid Resolution	4.6 x 50	3.5	959943-902	959943-906	959943-912	959943-918
	Rapid Resolution	4.6 x 30	3.5	959936-902	959936-906	959936-912	
	Rapid Resolution HT, 600 bar	4.6 x 100	1.8	959964-902	959964-906	959964-912	959964-918
	Rapid Resolution HT, 600 bar	4.6 x 75	1.8	959951-902			
	Rapid Resolution HT, 600 bar	4.6 x 50	1.8	959941-902	959941-906	959941-912	959941-918
	Rapid Resolution HT, 600 bar	4.6 x 30	1.8	959931-902	959931-906	959931-912	959931-918
	UHPLC Guard, 600 bar, 3/pk	4.6 x 5	1.8	820750-901			
	Solvent Saver	3.0 x 250	5				959990-318
	Solvent Saver	3.0 x 150	5	959993-302	959993-306		
	Solvent Saver Plus	3.0 x 150	3.5	959963-302	959963-306	959963-312	
	Solvent Saver Plus	3.0 x 100	3.5	959961-302	959961-306	959961-312	
	Solvent Saver RRHD, 1200 bar	3.0 x 150	1.8	959759-302	959759-306		
	Solvent Saver RRHD, 1200 bar	3.0 x 100	1.8	959758-302	959758-306		
	Solvent Saver RRHD, 1200 bar	3.0 x 50	1.8	959757-302	959757-306		
	Solvent Saver HT, 600 bar	3.0 x 100	1.8	959964-302	959964-306	959964-312	
	Solvent Saver HT, 600 bar	3.0 x 50	1.8	959941-302	959941-306	959941-312	

(Continued)

Agilent HILIC Plus uses the same manufacturing processes as the Eclipse Plus family. See information about ZORBAX HILIC Plus on page 324.

## ZORBAX Eclipse Plus

Hardware	Description	Size (mm)	Particle Size (µm)	Eclipse Plus C18 USP L1	Eclipse Plus C8 USP L7	Eclipse Plus Phenyl-Hexyl USP L11	Eclipse PAH USP L1
	UHPLC Guard, 1200 bar, 3/pk	3.0 x 5	1.8	823750-901			
	Narrow Bore	2.1 x 250	5				959790-918
	Narrow Bore	2.1 x 150	5	959701-902	959701-906	959701-912	959701-918
	Narrow Bore	2.1 x 50	5	959746-902	959746-906		
	Narrow Bore RR	2.1 x 150	3.5	959763-902	959763-906	959763-912	
	Narrow Bore RR	2.1 x 100	3.5	959793-902	959793-906	959793-912	959793-918
	Narrow Bore RR	2.1 x 50	3.5	959743-902	959743-906	959743-912	
	Narrow Bore RR	2.1 x 30	3.5	959733-902	959733-906	959733-912	
	Narrow Bore RRHD, 1200 bar	2.1 x 150	1.8	959759-902	959759-906		
	Narrow Bore RRHD, 1200 bar	2.1 x 100	1.8	959758-902	959758-906		
	Narrow Bore RRHD, 1200 bar	2.1 x 50	1.8	959757-902	959757-906		
	Narrow Bore RRHT, 600 bar	2.1 x 100	1.8	959764-902	959764-906	959764-912	959764-918
	Narrow Bore RRHT, 600 bar	2.1 x 50	1.8	959741-902	959741-906	959741-912	959741-918
	Narrow Bore RRHT, 600 bar	2.1 x 30	1.8	959731-902	959731-906	959731-912	
	UHPLC Guard, 1200 bar, 3/pk	2.1 x 5	1.8	821725-901			
	Guard Cartridges, 4/pk	4.6 x 12.5	5	820950-936	820950-937	820950-938	820950-939
	Guard Cartridges, 4/pk	2.1 x 12.5	5	821125-936	821125-937	821125-938	821125-939
	Guard Hardware Kit			820999-901	820999-901	820999-901	820999-901



ZORBAX Eclipse PAH Columns

## ZORBAX Eclipse PAH

- High resolution separation of 16 PAHs in EPA Method 610
- Extensive range of particle sizes (1.8, 3.5 and 5  $\mu\text{m}$ ) and sizes for fast and high resolution separations
- Each batch of material is specifically tested with PAHs for maximum reproducibility under expected operating conditions
- Excellent performance using the high quality, improved silica of Eclipse Plus columns
- Good for applications requiring "shape selectivity" or the separation of geometric isomers

Agilent ZORBAX Eclipse PAH columns are recommended for the separation of polycyclic aromatic hydrocarbons. PAHs are considered priority pollutants and the analysis of these potentially carcinogenic compounds in water, soil and food is of major importance. Eclipse PAH columns separate all 16 PAHs in EPA method 610 quickly and with high resolution.

### Column Specifications

Bonded Phase	Pore Size	Surface Area	Temp. Limits	pH Range	Endcapped	Carbon Load
ZORBAX Eclipse PAH	95Å	160 m <sup>2</sup> /g	60 °C	2.0-8.0	No	14%

Specifications represent typical values only.

### High resolution and fast analysis on RRHT Eclipse PAH column

**Column:** Eclipse PAH  
959941-918  
4.6 x 50 mm, 1.8  $\mu\text{m}$

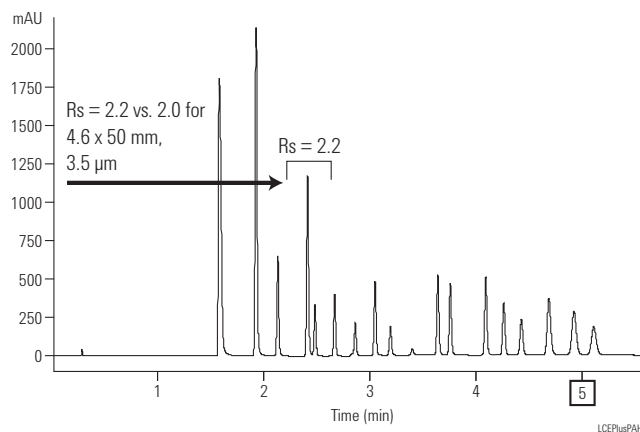
Mobile Phase: A: Water; B: Acetonitrile

Gradient:	Time (Min)	% B
	0.00	40
	3.5	100
	5.2	100
	5.5	40
	6.5	40

Flow Rate: 2.0 mL/min

Temperature: 25 °C

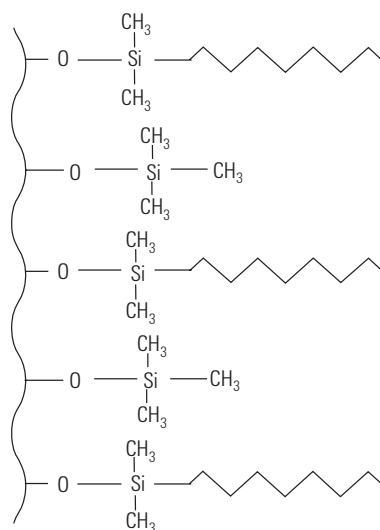
Detector: DAD 220, 4 nm No Ref. DAD Stop Time = 6.0 min  
Stop Time = 7.0





## ZORBAX Eclipse PAH

Hardware	Description	Size (mm)	Particle Size (µm)	Eclipse PAH USP L1
	Analytical	4.6 x 250	5	959990-918
	Analytical	4.6 x 150	5	959993-918
	Analytical	4.6 x 100	5	959996-918
	Rapid Resolution	4.6 x 150	3.5	959963-918
	Rapid Resolution	4.6 x 100	3.5	959961-918
	Rapid Resolution	4.6 x 50	3.5	959943-918
	Rapid Resolution HT, 600 bar	4.6 x 100	1.8	959964-918
	Rapid Resolution HT, 600 bar	4.6 x 50	1.8	959941-918
	Rapid Resolution HT, 600 bar	4.6 x 30	1.8	959931-918
	Solvent Saver	3.0 x 250	5	959990-318
	Narrow Bore	2.1 x 250	5	959790-918
	Narrow Bore	2.1 x 150	5	959701-918
	Narrow Bore RR	2.1 x 100	3.5	959793-918
	Narrow Bore RRHT, 600 bar	2.1 x 100	1.8	959764-918
	Narrow Bore RRHT, 600 bar	2.1 x 50	1.8	959741-918
ZGC	Guard Cartridges, 4/pk	4.6 x 12.5	5	820950-939
ZGC	Guard Cartridges, 4/pk	2.1 x 12.5	5	821125-939
ZGC	Guard Hardware Kit			820999-901



eXtra Densely Bonded and Double Endcapped  
Eclipse XDB Bonded Phase

## ZORBAX Eclipse XDB

- Four selectivity choices for method development optimization
- Good peak shape for basic, acidic and neutral compounds
- High performance over a wide pH range – pH 2-9
- Particle sizes from 1.8 to 7  $\mu\text{m}$
- Long lifetime with eXtra Dense Bonding and double endcapping

Agilent ZORBAX Eclipse XDB columns – C18, C8, Phenyl and CN – provide four bonded phase choices for method development optimization. These columns provide good peak shape over a wide pH range (2-9) for additional method development flexibility with one family of columns. Eclipse XDB columns can be used for method development at low pH (2-3) and the same column can be used for method development in the mid pH (6-8) region. In the mid pH region residual silanols are more active and tailing interactions are more likely. To overcome these interactions, Eclipse XDB columns are eXtra Densely Bonded and double endcapped through a proprietary process to cover as many active silanols as possible. The result is superior peak shape of basic compounds from pH 2-9. Eclipse XDB columns are available in 1.8, 3.5, 5 and 7  $\mu\text{m}$  particle sizes for high speed, high resolution, analytical and prep scale separations.

### Column Specifications

Bonded Phase	Pore Size	Surface Area	Temp. Limits	pH Range*	Endcapped	Carbon Load
ZORBAX Eclipse XDB-C18	80Å	180 m <sup>2</sup> /g	60 °C	2.0-9.0	Double	10%
ZORBAX Eclipse XDB-C8	80Å	180 m <sup>2</sup> /g	60 °C	2.0-9.0	Double	7.6%
ZORBAX Eclipse XDB-Phenyl	80Å	180 m <sup>2</sup> /g	60 °C	2.0-9.0	Double	7.2%
ZORBAX Eclipse XDB-CN	80Å	180 m <sup>2</sup> /g	60 °C	2.0-8.0	Double	4.3%

Specifications represent typical values only

\*Eclipse XDB columns are designed for operation over a wide pH range. At pH 6-9, highest column stability for all silica based columns is achieved by operating at temperatures <40 °C and using low buffer concentrations in the range of 0.01-0.02 M.



### TIPS & TOOLS

Poroshell 120 EC-CN is very similar to ZORBAX XDB-CN. Page 228

### Good peak shape over a wide pH range with ZORBAX Eclipse XDB

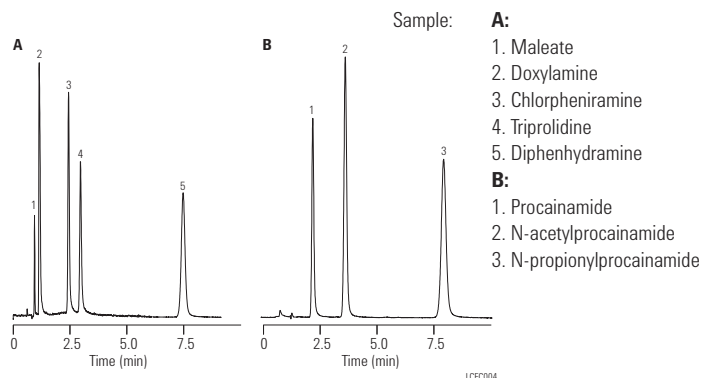
**Column:** Eclipse XDB-C8  
993967-906  
4.6 x 150 mm, 5 µm

**Mobile Phase:** A: pH 3.0 75% 25 mM phosphate buffer 25% ACN  
B: pH 7.0 90% 20 mM phosphate 10% ACN

**Flow Rate:** 1.5 mL/min

**Temperature:** 40 °C

ZORBAX Eclipse XDB columns provide good peak shape over a wide pH range and are an excellent choice for method development from pH 2-9.



### Column stability testing at pH 3 and 60 °C

**Column:** ZORBAX SB-C8  
883975-906  
4.6 x 150 mm, 5 µm

**Column:** Eclipse XDB-C8  
993967-906  
4.6 x 150 mm, 5 µm

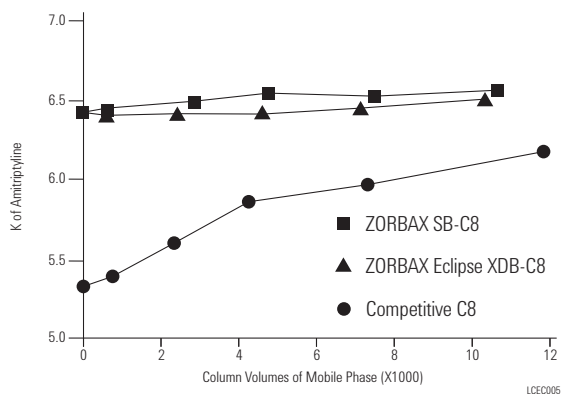
**Mobile Phase:** Purge Conditions:  
70% 50 mM NaAc-HCl, pH 3.0  
30% ACN

Retention Test Conditions:  
65% Methanol  
35% Water

**Flow Rate:** 1.0 mL/min

**Temperature:** 60 °C

**Sample:** Tricyclic antidepressants



Eclipse XDB columns are stable over a wide pH range. At low pH an Eclipse endcapped column is extremely stable and shows equivalent stability to a non-endcapped column, SB-C8, at pH 3. The columns were purged with a pH 3 mobile phase at 60 °C. Then they were tested with a strongly basic compound to determine if the endcapping or bonded phase had been hydrolyzed from the silica surface. The Eclipse XDB column was very stable, as shown by the consistency of the retention of amitriptyline over the 12,000 column volumes of the test. Another endcapped column shows less stability under these same conditions.

**Column stability testing at pH 7.0**

**Column A: Competitive C8  
SIL-type  
After 1826 column volumes**

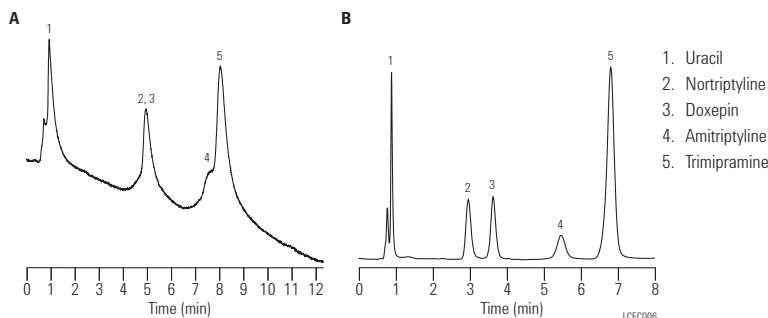
**Column B: Eclipse XDB-C8  
993967-906  
4.6 x 150 mm, 5 µm  
Sol-type  
After 1843 column volumes**

Mobile Phase: 60% ACN  
40% 250 mM Phosphate Buffer, pH 7.0

Flow Rate: 1.5 mL/min

Temperature: 60 °C

Sample: Tricyclic antidepressants



Double endcapping, dense bonding and the durable Rx-Sil particles (sol-type) combine to provide long lifetime at pH 7 when compared to single endcapped sil-gel columns used here. The conditions used for this test – high temperature (60 °C) and high salt concentration (250 mM), accelerate the dissolution of silica, causing premature failure of the sil-gel type column.

**Selectivity changes for basic compounds with Eclipse XDB and StableBond**

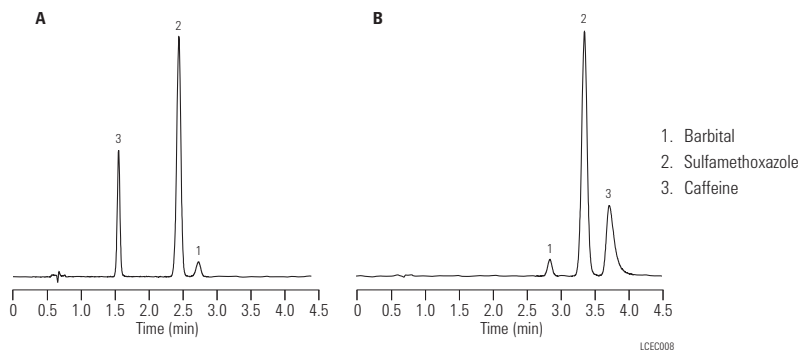
**Column A: Eclipse XDB-C8  
966967-906  
4.6 x 75 mm, 3.5 µm**

**Column B: ZORBAX Rx/SB-C8  
866953-906  
4.6 x 75 mm, 3.5 µm**

Mobile Phase: 70% 25 mM NaH<sub>2</sub>PO<sub>4</sub>, pH 3.0  
30% Methanol

Flow Rate: 1.0 mL/min

Temperature: 35 °C



Eclipse XDB and StableBond columns are based on the same silica but have different bonding and endcapping. Therefore, they can have very different selectivity for the same sample under the same conditions, as this example shows.

### Optimize separations with Eclipse XDB selectivity options

**Column A:** Eclipse XDB-Phenyl  
963967-912  
4.6 x 150 mm, 3.5  $\mu$ m

**Column B:** Eclipse XDB-C8  
963967-906  
4.6 x 150 mm, 3.5  $\mu$ m

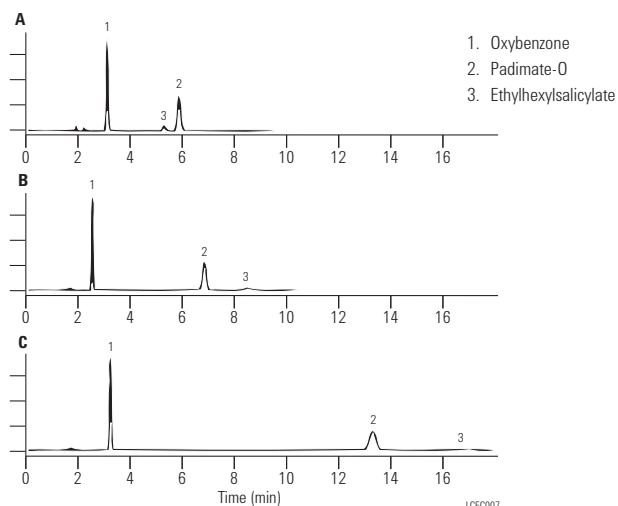
**Column C:** Eclipse XDB-C18  
963967-902  
4.6 x 150 mm, 3.5  $\mu$ m

Mobile Phase: 15% H<sub>2</sub>O:85% MeOH

Flow Rate: 1.0 mL/min

Temperature: 35 °C

Sample: Sunscreens



This separation of sunscreens on all three Eclipse XDB bonded phases – C18, C8 and Phenyl – shows that different bonded phases can be used to optimize a separation. While all three bonded phases provide an adequate separation, the Eclipse XDB-Phenyl provides a different peak elution order and a much shorter overall analysis time. All three bonded phases also provide excellent peak shape with no mobile phase additives.

### Selectivity for urea pesticides

**Column A:** Eclipse XDB-C18  
993967-902  
4.6 x 150 mm, 5  $\mu$ m

**Column B:** Eclipse XDB-CN  
993967-905  
4.6 x 150 mm, 5  $\mu$ m

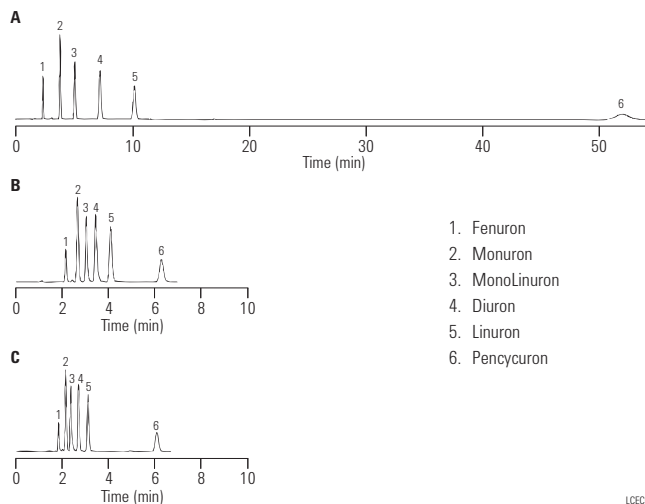
**Column C:** Eclipse XDB-C18  
993967-902  
4.6 x 150 mm, 5  $\mu$ m

Mobile Phase: A. 60:40 MeOH:Water  
B. 60:40 MeOH:Water  
C. 77:23 MeOH:Water

Flow Rate: 1.0 mL/min



Temperature: 25 °C

Sample: Urea pesticides



The Eclipse XDB-CN column reduces retention time and provides good selectivity for Urea pesticides when compared to an Eclipse XDB-C18 column.

ZORBAX Eclipse XDB















Hardware Description	Size (mm)	Particle Size (µm)	Eclipse XDB-C18 USP L1	Eclipse XDB-C8 USP L7	Eclipse XDB-Phenyl USP L11	Eclipse XDB-CN USP L10
<b>Standard Columns (no special hardware required)</b>						
Semi-Preparative	9.4 x 250	5	990967-202	990967-206		
Analytical	4.6 x 250	5	990967-902	990967-906	990967-912	990967-905
Analytical	4.6 x 150	5	993967-902	993967-906	993967-912	993967-905
Analytical	4.6 x 50	5	946975-902	946975-906		
Rapid Resolution	4.6 x 150	3.5	963967-902	963967-906	963967-912	963967-905
Rapid Resolution	4.6 x 100	3.5	961967-902	961967-906		961967-905
Rapid Resolution	4.6 x 75	3.5	966967-902	966967-906	966967-912	966967-905
Rapid Resolution	4.6 x 50	3.5	935967-902	935967-906	935967-912	
Rapid Resolution	4.6 x 30	3.5	934967-902	934967-906		
Rapid Resolution	4.6 x 20	3.5	932967-902	932967-906		
 UHPLC Guard, 1200 bar, 3/pk	4.6 x 5	1.8	820750-903			
Rapid Resolution HT, 600 bar	4.6 x 100	1.8	928975-902	928975-906		
Rapid Resolution HT, 600 bar	4.6 x 50	1.8	927975-902	927975-906		
Rapid Resolution HT, 600 bar	4.6 x 30	1.8	924975-902	924975-906		
Rapid Resolution HT, 600 bar	4.6 x 20	1.8	926975-902	926975-906		
Solvent Saver	3.0 x 250	5	990967-302	990967-306	990967-312	990967-305
Solvent Saver	3.0 x 150	5	993967-302	993967-306	993967-312	993967-305
Solvent Saver Plus	3.0 x 150	3.5	963954-302	963954-306	963954-312	963954-305
Solvent Saver Plus	3.0 x 100	3.5	961967-302	961967-306	961967-312	
Solvent Saver Plus	3.0 x 75	3.5	966954-302			
Solvent Saver RRHD, 1200 bar	3.0 x 150	1.8	981759-302			
Solvent Saver RRHD, 1200 bar	3.0 x 100	1.8	981758-302			
Solvent Saver RRHD, 1200 bar	3.0 x 50	1.8	981757-302			
Solvent Saver HT, 600 bar	3.0 x 100	1.8	928975-302	928975-306		
Solvent Saver HT, 600 bar	3.0 x 50	1.8	927975-302	927975-306		
Solvent Saver HT, 600 bar	3.0 x 30	1.8	924975-302	924975-306		
Solvent Saver HT, 600 bar	3.0 x 20	1.8	926975-302	926975-306		
 UHPLC Guard, 1200 bar, 3/pk	3.0 x 5	1.8	823750-903			
Narrow Bore	2.1 x 150	5	993700-902	993700-906	993700-912	993700-905
Narrow Bore	2.1 x 50	5	960967-902	960967-906	960967-912	960967-905
Narrow Bore RR	2.1 x 150	3.5	930990-902	930990-906		

Unless indicated, column pressure limit is 400 bar.

\*These columns are packed with Eclipse XDB-C18, 5 µm.

(Continued)

## ZORBAX Eclipse XDB

Hardware Description	Size (mm)	Particle Size (µm)	Eclipse XDB-C18 USP L1	Eclipse XDB-C8 USP L7	Eclipse XDB-Phenyl USP L11	Eclipse XDB-CN USP L10
<b>Standard Columns (no special hardware required)</b>						
Narrow Bore RR	2.1 x 100	3.5	961753-902	961753-906		961753-905
Narrow Bore RR	2.1 x 75	3.5	966735-902			
Narrow Bore RR	2.1 x 50	3.5	971700-902	971700-906		
Narrow Bore RR	2.1 x 30	3.5	974700-902	974700-906		
Narrow Bore RR	2.1 x 20	3.5	972700-902	972700-906		
Narrow Bore RRHD, 1200 bar	2.1 x 150	1.8	981759-902			
Narrow Bore RRHD, 1200 bar	2.1 x 100	1.8	981758-902			
Narrow Bore RRHD, 1200 bar	2.1 x 50	1.8	981757-902			
Narrow Bore RRHT, 600 bar	2.1 x 100	1.8	928700-902	928700-906		
Narrow Bore RRHT, 600 bar	2.1 x 50	1.8	927700-902	927700-906		
Narrow Bore RRHT, 600 bar	2.1 x 30	1.8	924700-902	924700-906		
Narrow Bore RRHT, 600 bar	2.1 x 20	1.8	926700-902	926700-906		
 UHPLC Guard, 1200 bar, 3/pk	2.1 x 5	1.8	821725-903			
MicroBore RR	1.0 x 150	3.5	963600-902	963600-906		
MicroBore RR	1.0 x 50	3.5	965600-902	965600-906		
MicroBore RR	1.0 x 30	3.5	961600-902	961600-906		
MicroBore Guard, 3/pk	1.0 x 17	5	5185-5921	5185-5921		
 Guard Cartridge	9.4 x 15	5	820675-112*	820675-112*	820675-112*	820675-112*
 Guard Cartridges, 4/pk	4.6 x 12.5	5	820950-925	820950-926	820950-927	820950-935
 Guard Cartridges, 4/pk	2.1 x 12.5	5	821125-926	821125-926	821125-926	821125-935
 Guard Hardware Kit			840140-901	840140-901	840140-901	840140-901
 Guard Hardware Kit			820999-901	820999-901	820999-901	820999-901
<b>PrepHT Cartridge Columns (require endfittings kit 820400-901)</b>						
 PrepHT Cartridge	21.2 x 250	7	977250-102	977250-106		
 PrepHT Cartridge	21.2 x 150	7	977150-102	977150-106		
 PrepHT Cartridge	21.2 x 150	5	970150-902	970150-906		
 PrepHT Cartridge	21.2 x 100	5	970100-902	970100-906		
 PrepHT Cartridge	21.2 x 50	5	970050-902	970050-906		
 PrepHT Guard Cartridge	17.0 x 7.5	5	820212-925	820212-926		
 Guard Cartridge Hardware			820444-901	820444-901		
 PrepHT Endfittings, 2/pk			820400-901	820400-901		

Unless indicated, column pressure limit is 400 bar.

\*These columns are packed with Eclipse XDB-C18, 5 µm.

ZORBAX Eclipse XDB

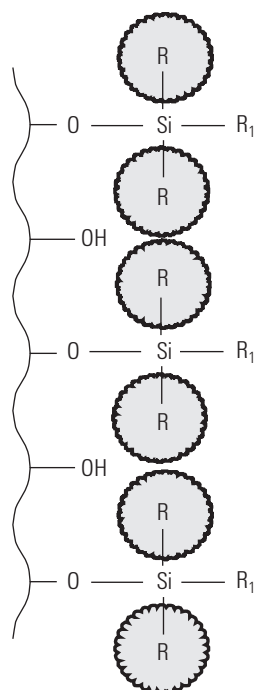
Hardware	Description	Size (mm)	Particle Size (µm)	Eclipse XDB-C18 USP L1	Eclipse XDB-C8 USP L7
<b>Agilent Cartridge Columns (require hardware kit 5021-1845)</b>					
AC	Analytical	4.6 x 250	5	7995118-585	7995108-585
AC	Analytical	4.6 x 150	5	7995118-595	7995108-595
AC	Rapid Resolution	4.6 x 75	3.5	7995118-344	7995108-344
AC	Solvent Saver Plus	3.0 x 75	3.5	7995230-344	
AC	Guard Cartridges, 10/pk	4.0 x 4	5	7995118-504	7995118-504
AC	Cartridge Holder			5021-1845	5021-1845
<b>Standard Columns (no special hardware required)</b>					
	Rapid Resolution HT, 400 bar	4.6 x 50	1.8	922975-902	922975-906
	Rapid Resolution HT, 3/pk, 400 bar	4.6 x 50	1.8	922975-932	
	Narrow Bore RRHT, 400 bar	2.1 x 50	1.8	922700-902	
	Narrow Bore RRHT, 3/pk, 400 bar	2.1 x 50	1.8	922700-932	
<b>Rapid Resolution HT Cartridges (require hardware kit 820555-901)</b>					
RR	Rapid Resolution Cartridge	4.6 x 30	3.5	933975-902	933975-906
RR	Rapid Resolution Cartridge, 3/pk	4.6 x 30	3.5	933975-932	933975-936
RR	Rapid Resolution Cartridge	4.6 x 15	3.5	931975-902	931975-906
RR	Rapid Resolution Cartridge, 3/pk	4.6 x 15	3.5	931975-932	931975-936
RR	Rapid Resolution Cartridge	2.1 x 30	3.5	973700-902	973700-906
RR	Rapid Resolution Cartridge, 3/pk	2.1 x 30	3.5	973700-932	973700-936
RR	Rapid Resolution Cartridge	2.1 x 15	3.5	975700-902	975700-906
RR	Rapid Resolution Cartridge, 3/pk	2.1 x 15	3.5	975700-932	975700-936
RR	Rapid Resolution HT Cartridge, 400 bar	4.6 x 50	1.8	925975-902	
RR	Rapid Resolution HT Cartridge, 3/pk, 400 bar	4.6 x 50	1.8	925975-932	
RR	Rapid Resolution HT Cartridge, 400 bar	4.6 x 30	1.8	923975-902	
RR	Rapid Resolution HT Cartridge, 3/pk, 400 bar	4.6 x 30	1.8	923975-932	

(Continued)



## ZORBAX Eclipse XDB

Hardware	Description	Size (mm)	Particle Size ( $\mu\text{m}$ )	Eclipse XDB-C18 USP L1	Eclipse XDB-C8 USP L7
<b>Rapid Resolution HT Cartridges (require hardware kit 820555-901)</b>					
RR	Rapid Resolution HT Cartridge, 400 bar	4.6 x 15	1.8	921975-902	
RR	Rapid Resolution HT Cartridge, 3/pk, 400 bar	4.6 x 15	1.8	921975-932	
RR	Rapid Resolution HT Cartridge, 400 bar	2.1 x 50	1.8	925700-902	
RR	Rapid Resolution HT Cartridge, 3/pk, 400 bar	2.1 x 50	1.8	925700-932	
RR	Rapid Resolution HT Cartridge, 400 bar	2.1 x 30	1.8	923700-902	
RR	Rapid Resolution HT Cartridge, 3/pk, 400 bar	2.1 x 30	1.8	923700-932	
RR	Rapid Resolution HT Cartridge, 400 bar	2.1 x 15	1.8	921700-902	
RR	Rapid Resolution HT Cartridge, 3/pk, 400 bar	2.1 x 15	1.8	921700-932	
RR	Hardware Kit for RR and RRHT Cartridges			820555-901	
<b>Capillary Glass-lined Columns</b>					
	Capillary	0.5 x 250	5	5064-8286	
	Capillary	0.5 x 150	5	5064-8287	
	Capillary RR	0.5 x 150	3.5	5064-8288	
	Capillary RR	0.5 x 35	3.5	5064-8298	
	Capillary	0.3 x 250	5	5064-8269	
	Capillary	0.3 x 150	5	5064-8291	
	Capillary RR	0.3 x 150	3.5	5064-8271	
	Capillary	0.5 x 35	5	5064-8296	
	Capillary	0.3 x 35	5	5064-8297	



Sterically Protected StableBond Bonded Phase

## ZORBAX 80Å StableBond

- Longest column lifetime and best reproducibility for low pH separations – down to pH 1
- Patented stable column chemistry allows use at high temperature and low pH without degradation
- Six different bonded phases provide broad selectivity – SB-C18, SB-C8, SB-CN, SB-Phenyl, SB-C3, and SB-Aq
- High purity (Type B) silica for good peak shape

Agilent ZORBAX StableBond columns use patented, unique, nonfunctional silanes with bulky diisobutyl (SB-C18) or diisopropyl (SB-C8, SB-C3, SB-Phenyl, SB-CN, and SB-Aq) side chain groups that sterically protect the key siloxane bond to the silica surface from hydrolytic attack at low pH. StableBond packing materials are not endcapped in order to provide exceptional stability and to maximize lifetime and reproducibility under acidic mobile phase conditions. The high purity, low acidity silica provides excellent peak shape with acidic, basic and neutral compounds making StableBond columns an excellent choice for low pH method development. ZORBAX StableBond columns are compatible with all common mobile phases, including very high aqueous mobile phases.

### Column Specifications

Bonded Phase	Pore Size	Surface Area	Temp. Limits*	pH Range*	Endcapped	Carbon Load
ZORBAX SB-C18	80Å	180 m <sup>2</sup> /g	90 °C	0.8-8.0	No	10%
ZORBAX SB-C8	80Å	180 m <sup>2</sup> /g	80 °C	1.0-8.0	No	5.5%
ZORBAX SB-C3	80Å	180 m <sup>2</sup> /g	80 °C	1.0-8.0	No	4%
ZORBAX SB-Phenyl	80Å	180 m <sup>2</sup> /g	80 °C	1.0-8.0	No	5.5%
ZORBAX SB-CN	80Å	180 m <sup>2</sup> /g	80 °C	1.0-8.0	No	4%
ZORBAX SB-Aq	80Å	180 m <sup>2</sup> /g	80 °C	1.0-8.0	No	proprietary

Specifications represent typical values only


\*StableBond columns are designed for optimal use at low pH. At pH 6-8, highest column stability for all silica-based columns is obtained by operating at temperatures <40 °C and using lower buffer concentrations in the range of 0.01-0.02 M. At mid-range pH, Eclipse Plus, Eclipse XDB and Bonus-RP are recommended.

### TIPS & TOOLS



ZORBAX StableBond SB-C18, SB-C8 and SB-Aq phases are also available on Poroshell 120.

Turn to page 228



**StableBond SB-C18 shows excellent stability at low pH and high temperature (pH 0.8, 90 °C)**

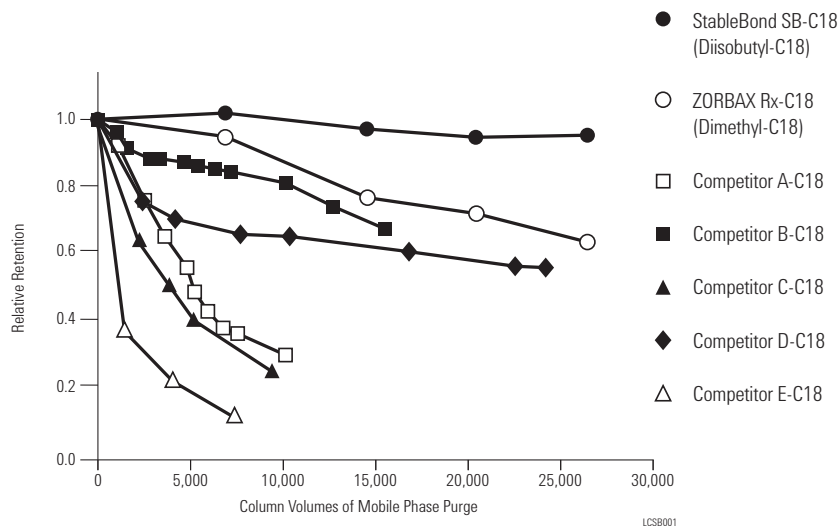
**Column:** ZORBAX SB-C18  
883975-902  
4.6 x 150 mm, 5 µm

**Column:** ZORBAX Rx-C18  
883967-902  
4.6 x 150 mm, 5 µm

Mobile Phase: 50% Methanol/50% Water with 1.0% TFA  
Test Solute: Toluene

Temperature: 90 °C

As an indicator of column breakdown, retention time of toluene was measured after purging the column with mobile phase. Only the StableBond SB-C18 is unchanged after three working months of use under these very low pH (0.8) and high temperature (90 °C) conditions. ZORBAX Rx-C18 also provides a stable matrix, and can be used as an alternative selectivity to StableBond SB-C18.



**Shorter chain ZORBAX SB-CN is also stable at low pH (pH 2.0, 50 °C)**

**Column:** ZORBAX SB-CN  
883975-905  
4.6 x 150 mm, 5 µm

Mobile Phase: 0.1% TFA, pH 2:ACN

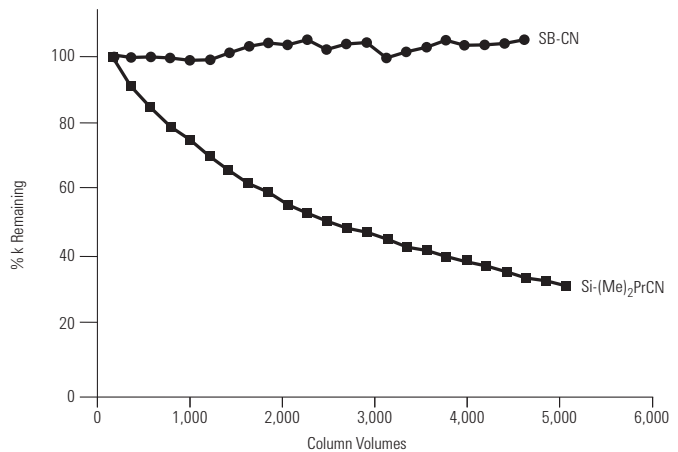
Flow Rate: 1 mL/min

Gradient: 0-100% ACN

Temperature: 50 °C

Sample: 1-phenylheptane @ 50% AC/50% water with 0.1% TFA

ZORBAX StableBond SB-CN and other short chain StableBond bonded phases are also exceptionally stable at low pH. Conventional dimethyl CN and similar bonded phases lack this stability.



**SB-CN optimizes retention and resolution**

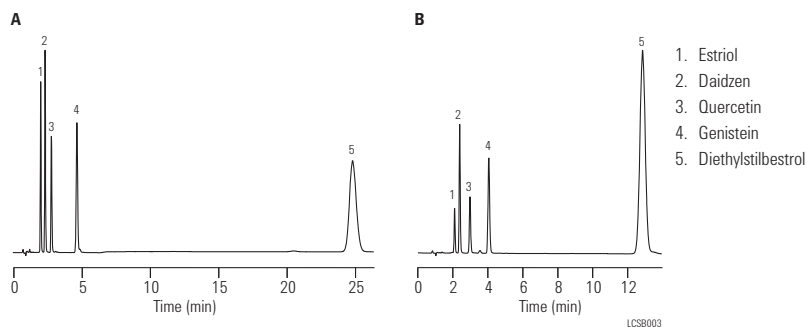
**Column A:** ZORBAX SB-C18  
866953-902  
4.6 x 75 mm, 3.5 µm

**Column B:** ZORBAX SB-CN  
866953-905  
4.6 x 75 mm, 3.5 µm

Mobile Phase: 30% ACN  
70% 25mM NaH<sub>2</sub>PO<sub>4</sub>, pH 2.5

Flow Rate: 1.0 mL/min

Temperature: 35 °C



The SB-CN column is used here to reduce analysis time by 50%. The retention of the most hydrophobic analyte is cut in half. At the same time, retention of the more polar, early eluting peaks increases slightly.

**Five different bonded phases provide selectivity options**

**Column A:** ZORBAX SB-C18  
883975-902  
4.6 x 150 mm, 5 µm

**Column B:** ZORBAX SB-C8  
883975-906  
4.6 x 150 mm, 5 µm

**Column C:** ZORBAX SB-C3  
883975-909  
4.6 x 150 mm, 5 µm

**Column D:** ZORBAX SB-Phenyl  
883975-912  
4.6 x 150 mm, 5 µm

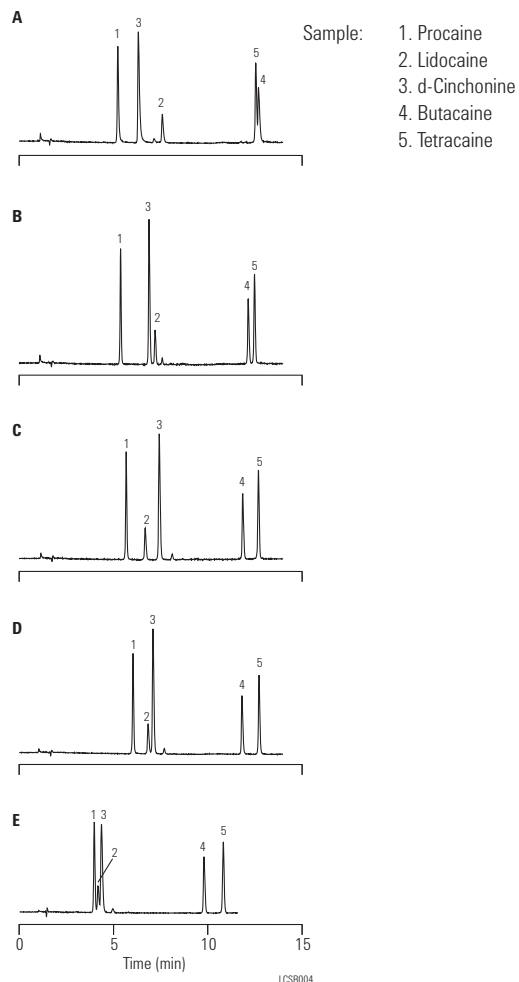
**Column E:** ZORBAX SB-CN  
883975-905  
4.6 x 150 mm, 5 µm

Mobile Phase: 0-100% B in 18.8 min  
A: 50 mM NaH<sub>2</sub>PO<sub>4</sub>, pH 2.5 in 95% H<sub>2</sub>O / 5% ACN  
B: 50 mM NaH<sub>2</sub>PO<sub>4</sub>, pH 2.5 in 47% H<sub>2</sub>O / 53% ACN

Flow Rate: 1.0 mL/min


Temperature: 26 °C

Detector: 254 nm



SB-C3 is just one of the five different StableBond selectivity choices. In this example, optimum resolution is obtained with SB-C3. All are based on the same high purity Rx-SIL. Selectivity changes are therefore dependent only on the bonded phases, making method development more reliable.


## ZORBAX 80Å StableBond

Hardware Description	Size (mm)	Particle Size (µm)	SB-C18 USP L1	SB-C8 USP L7	SB-CN USP L10	SB-C3 USP L56	SB-Phenyl USP L11	SB-Aq
<b>Standard Columns (no special hardware required)</b>								
Semi-Preparative	9.4 x 250	5	880975-202	880967-201	880975-205	880975-209	880975-212	
Semi-Preparative	9.4 x 150	5	883975-202					
Semi-Preparative	9.4 x 100	5	884975-202					
Semi-Preparative	9.4 x 50	5	846975-202					
Analytical	4.6 x 250	5	880975-902	880975-906	880975-905	880975-909	880975-912	880975-914
Analytical	4.6 x 150	5	883975-902	883975-906	883975-905	883975-909	883975-912	883975-914
Analytical	4.6 x 50	5	846975-902	846975-906				846975-914
Rapid Resolution	4.6 x 250	3.5	884950-567					
Rapid Resolution	4.6 x 150	3.5	863953-902	863953-906	863953-905		863953-912	863953-914
Rapid Resolution	4.6 x 100	3.5	861953-902	861953-906	861953-905		861953-912	861953-914
Rapid Resolution	4.6 x 75	3.5	866953-902	866953-906	866953-905		866953-912	866953-914
Rapid Resolution	4.6 x 50	3.5	835975-902	835975-906	835975-905		835975-912	835975-914
Rapid Resolution	4.6 x 30	3.5	834975-902	834975-906				
Rapid Resolution	4.6 x 20	3.5	832975-902	832975-906				
Rapid Resolution HT, 600 bar	4.6 x 150	1.8	829975-902	829975-906	829975-905		829975-912	829975-914
Rapid Resolution HT, 600 bar	4.6 x 100	1.8	828975-902	828975-906	828975-905		828975-912	828975-914
Rapid Resolution HT, 600 bar	4.6 x 75	1.8		830975-906				
Rapid Resolution HT, 600 bar	4.6 x 50	1.8	827975-902	827975-906	827975-905		827975-912	827975-914
Rapid Resolution HT, 600 bar	4.6 x 30	1.8	824975-902	824975-906	824975-905		824975-912	824975-914
Rapid Resolution HT, 600 bar	4.6 x 20	1.8	826975-902	826975-906				
 UHPLC Guard, 600 bar, 3/pk	4.6 x 5	1.8	820750-902	820750-904				
Solvent Saver	3.0 x 250	5	880975-302	880975-306	880975-305	880975-309	880975-312	880975-314
Solvent Saver	3.0 x 150	5	883975-302	883975-306	883975-305	883975-309	883975-312	883975-314
Solvent Saver Plus	3.0 x 150	3.5	863954-302	863954-306	863954-305		863954-312	863954-314
Solvent Saver Plus	3.0 x 100	3.5	861954-302	861954-306	861954-305	861954-309	861954-312	861954-314
Solvent Saver Plus	3.0 x 75	3.5	866953-302					

Unless indicated, column pressure limit is 400 bar.

(Continued)

ZORBAX 80Å StableBond













Hardware	Description	Size (mm)	Particle Size (µm)	SB-C18 USP L1	SB-C8 USP L7	SB-CN USP L10	SB-C3 USP L56	SB-Phenyl USP L11	SB-Aq
<b>Standard Columns (no special hardware required)</b>									
	Solvent Saver RRHD, 1200 bar	3.0 x 150	1.8	859700-302	859700-306				
	Solvent Saver RRHD, 1200 bar	3.0 x 100	1.8	858700-302	858700-306	858700-305		858700-312	
	Solvent Saver RRHD, 1200 bar	3.0 x 50	1.8	857700-302	857700-306	857700-305		857700-312	
	Solvent Saver HT, 600 bar	3.0 x 150	1.8	829975-302	829975-306	829975-305		829975-312	
	Solvent Saver HT, 600 bar	3.0 x 100	1.8	828975-302	828975-306	828975-305	828975-309	828975-312	828975-314
	Solvent Saver HT, 600 bar	3.0 x 50	1.8	827975-302	827975-306	827975-305			
	Solvent Saver HT, 600 bar	3.0 x 30	1.8	824975-302	824975-306	824975-305		827975-312	827975-314
	Solvent Saver HT, 600 bar	3.0 x 20	1.8	826975-302	826975-306				
	UHPLC Guard, 1200 bar, 3/pk	3.0 x 5	1.8	823750-902	823750-904				
	Narrow Bore	2.1 x 150	5	883700-922	883700-906	883700-905	883700-909	883700-912	
	Narrow Bore	2.1 x 50	5	860975-902	860975-906	860975-905	860975-909	860975-912	860975-914
	Narrow Bore RR	2.1 x 150	3.5	830990-902	830990-906				830990-914
	Narrow Bore RR	2.1 x 100	3.5	861753-902	861753-906	861753-905		861753-912	861753-914
	Narrow Bore RR	2.1 x 75	3.5	866735-902					
	Narrow Bore RR	2.1 x 50	3.5	871700-902	871700-906				871700-914
	Narrow Bore RR	2.1 x 30	3.5	874700-902	874700-906				
	Narrow Bore RR	2.1 x 20	3.5	872700-902	872700-906				
	Narrow Bore RRHD, 1200 bar	2.1 x 150	1.8	859700-902	859700-906	859700-905		859700-912	
	Narrow Bore RRHD, 1200 bar	2.1 x 100	1.8	858700-902	858700-906	858700-905		858700-912	
	Narrow Bore RRHD, 1200 bar	2.1 x 50	1.8	857700-902	857700-906	857700-905		857700-912	

Unless indicated, column pressure limit is 400 bar.

(Continued)



## ZORBAX 80Å StableBond

Hardware	Description	Size (mm)	Particle Size (µm)	SB-C18 USP L1	SB-C8 USP L7	SB-CN USP L10	SB-C3 USP L56	SB-Phenyl USP L11	SB-Aq
<b>Standard Columns (no special hardware required)</b>									
	Narrow Bore RRHT, 600 bar	2.1 x 150	1.8	820700-902	820700-906	820700-905		820700-912	
	Narrow Bore RRHT, 600 bar	2.1 x 100	1.8	828700-902	828700-906	828700-905		828700-912	828700-914
	Narrow Bore RRHT, 600 bar	2.1 x 50	1.8	827700-902	827700-906	827700-905		827700-912	827700-914
	Narrow Bore RRHT, 600 bar	2.1 x 30	1.8	824700-902	824700-906	824700-905		824700-912	824700-914
	Narrow Bore RRHT, 600 bar	2.1 x 20	1.8	826700-902	826700-906				
	UHPLC Guard, 1200 bar, 3/pk	2.1 x 5	1.8	821725-902	821725-904				
	MicroBore RR	1.0 x 150	3.5	863600-902	863600-906	863600-905			
	MicroBore RR	1.0 x 50	3.5	865600-902	865600-906				
	MicroBore RR	1.0 x 30	3.5	861600-902	861600-906				
	MicroBore Guard, 3/pk	1.0 x 17	5	5185-5920	5185-5920				
	Guard Cartridge, 2/pk	9.4 x 15	7	820675-115	820675-115	820675-124	820675-124	820675-115	
	Guard Cartridge, 4/pk	4.6 x 12.5	5	820950-920	820950-915	820950-916	820950-922	820950-917	820950-933
	Guard Cartridge, 4/pk	2.1 x 12.5	5	821125-915	821125-915	821125-924	821125-924	821125-915	821125-933
	Guard Hardware Kit	9.4 x 15	0	840140-901	840140-901	840140-901	840140-901	840140-901	
	Guard Hardware Kit			820999-901	820999-901	820999-901	820999-901	820999-901	820999-901
<b>PrepHT Cartridge Columns (require endfittings kit 820400-901)</b>									
	PrepHT Cartridge	21.2 x 250	7	877250-102	877250-106	877250-105		877250-112	877250-114
	PrepHT Cartridge	21.2 x 150	7	877150-102	877150-106				877150-114
	PrepHT Cartridge	21.2 x 150	5	870150-902	870150-906				870150-914
	PrepHT Cartridge	21.2 x 100	5	870100-902	870100-906				870100-914
	PrepHT Cartridge	21.2 x 50	5	870050-902	870050-906				870050-914
	PrepHT Guard Cartridge, 2/pk	17.0 x 7.5	5	820212-920	820212-915	820212-915		820212-915	820212-933
	Guard Cartridge Hardware			820444-901	820444-901	820444-901	820444-901	820444-901	820444-901
	PrepHT Endfittings, 2/pk			820400-901	820400-901	820400-901	820400-901	820400-901	820400-901

Unless indicated, column pressure limit is 400 bar.

ZORBAX 80Å StableBond

Hardware	Description	Size (mm)	Particle Size (µm)	SB-C18 USP L1	SB-C8 USP L7	SB-Phenyl USP L11
<b>Agilent Cartridge Columns (require hardware kit 5021-1845)</b>						
AC	Analytical	4.6 x 250	5	7995218-585	7995208-585	
AC	Analytical	4.6 x 150	5	7995218-595	7995208-595	
AC	Rapid Resolution	4.6 x 75	3.5	7995218-344	7995208-344	
AC	Guard Cartridges, 10/pk	4.0 x 4	5	7995118-504	7995118-504	
AC	Cartridge Holder			5021-1845	5021-1845	
<b>Standard Columns (no special hardware required)</b>						
	Rapid Resolution HT	4.6 x 50	1.8	822975-902	822975-906	
	Rapid Resolution HT, 3/pk	4.6 x 50	1.8	822975-932		
	Narrow Bore RRHT	2.1 x 50	1.8	822700-902		
	Narrow Bore RRHT, 3/pk	2.1 x 50	1.8	822700-932		
<b>Rapid Resolution Cartridges (require hardware kit 820555-901)</b>						
RR	Rapid Resolution Cartridge	4.6 x 30	3.5	833975-902	833975-906	833975-912
RR	Rapid Resolution Cartridge, 3/pk	4.6 x 30	3.5	833975-932	833975-936	
RR	Rapid Resolution Cartridge	4.6 x 15	3.5	831975-902	831975-906	
RR	Rapid Resolution Cartridge, 3/pk	4.6 x 15	3.5	831975-932	831975-936	
RR	Rapid Resolution Cartridge	2.1 x 30	3.5	873700-902	873700-906	
RR	Rapid Resolution Cartridge, 3/pk	2.1 x 30	3.5	873700-932	873700-936	
RR	Rapid Resolution Cartridge	2.1 x 15	3.5	875700-902	875700-906	
RR	Rapid Resolution Cartridge, 3/pk	2.1 x 15	3.5	875700-932	875700-936	
<b>Rapid Resolution HT Cartridges (require hardware kit 820555-901)</b>						
RR	Rapid Resolution HT Cartridge	4.6 x 50	1.8	825975-902		
RR	Rapid Resolution HT Cartridge, 3/pk	4.6 x 50	1.8	825975-932		
RR	Rapid Resolution HT Cartridge	4.6 x 30	1.8	823975-902		
RR	Rapid Resolution HT Cartridge, 3/pk	4.6 x 30	1.8	823975-932		
RR	Rapid Resolution HT Cartridge	4.6 x 15	1.8	821975-902		
RR	Rapid Resolution HT Cartridge, 3/pk	4.6 x 15	1.8	821975-932		
RR	Rapid Resolution HT Cartridge	2.1 x 50	1.8	825700-902		
RR	Rapid Resolution HT Cartridge, 3/pk	2.1 x 50	1.8	825700-932		
RR	Rapid Resolution HT Cartridge	2.1 x 30	1.8	823700-902		
RR	Rapid Resolution HT Cartridge, 3/pk	2.1 x 30	1.8	823700-932		
RR	Rapid Resolution HT Cartridge	2.1 x 15	1.8	821700-902		
RR	Rapid Resolution HT Cartridge, 3/pk	2.1 x 15	1.8	821700-932		
RR	Hardware Kit for RR and RRHT Cartridges			820555-901		



**ZORBAX 80Å StableBond**

<b>Description</b>	<b>Size (mm)</b>	<b>Particle Size (µm)</b>	<b>SB-C18 USP L1</b>
<b>Capillary Glass-lined Columns</b>			
Capillary	0.5 x 250	5	5064-8258
Capillary	0.5 x 150	5	5064-8256
Capillary	0.5 x 35	5	5064-8254
Capillary RR	0.5 x 150	3.5	5064-8262
Capillary RR	0.5 x 35	3.5	5064-8260
Capillary	0.3 x 250	5	5064-8257
Capillary	0.3 x 150	5	5064-8255
Capillary	0.3 x 35	5	5064-8253
Capillary RR	0.3 x 150	3.5	5064-8261

## ZORBAX Rx

- Recommended for alternate selectivity at low pH relative to Eclipse Plus C18, Eclipse XDB-C18 and StableBond SB-C18; for higher temperature applications, StableBond is recommended
- Higher carbon load than SB-C18 columns (12% vs. 10%)
- High stability and good peak shape for low pH applications (up to pH 8)
- Manufactured using dimethyloctadecylsilane and non-encapped
- ZORBAX Rx-C8 is the same product as SB-C8

### Column Specifications

Bonded Phase	Pore Size	Surface Area	Temp. Limits	pH Range*	Encapped	Carbon Load
ZORBAX Rx-C18	80Å	180 m <sup>2</sup> /g	60 °C	2.0-8.0	No	12%
ZORBAX Rx-C8	80Å	180 m <sup>2</sup> /g	80 °C	1.0-8.0	No	5.5%

Specifications represent typical values only

\*At pH 6-9 highest column stability for all silica based columns is obtained by operating at temperatures <40 °C and using lower buffer concentrations in the range of 0.01-0.02 M.

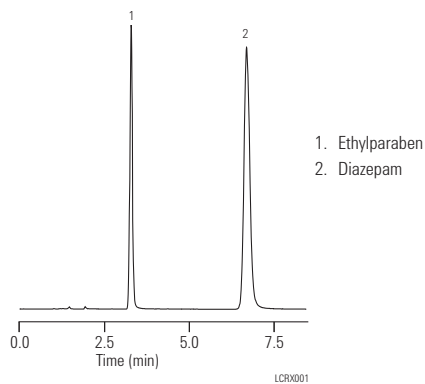
### Analysis of diazepam on Rx-C18

**Column:** ZORBAX Rx-C18  
880967-302  
3.0 x 250 mm, 5 µm

Mobile Phase: 35% H<sub>2</sub>O:65% MeOH

Flow Rate: 0.5 mL/min

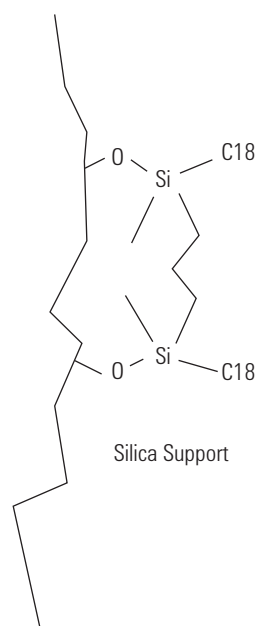
An Rx-C18 column is used for this USP analysis of diazepam and the internal standard ethylparaben. The Solvent Saver 3.0 mm id Rx-C18 column reduces solvent usage by 60% over what would be used if the analysis was done on a 4.6 x 250 mm column.



## ZORBAX Rx

Hardware	Description	Size (mm)	Particle Size (µm)	Rx-C18 USP L1	Rx-C8 USP L7*
	Semi-Preparative	9.4 x 250	5	880967-202	880967-201
	Analytical	4.6 x 250	5	880967-902	880967-901
	Analytical	4.6 x 150	5	883967-902	883967-901
	Rapid Resolution	4.6 x 150	3.5	863967-902	
	Rapid Resolution	4.6 x 100	3.5	861967-902	
	Rapid Resolution	4.6 x 75	3.5	866967-902	
	Solvent Saver	3.0 x 250	5	880967-302	
	Solvent Saver	3.0 x 150	5	883967-302	
	Solvent Saver Plus	3.0 x 150	3.5	863967-302	
	Solvent Saver Plus	3.0 x 100	3.5	861967-302	
	Narrow Bore	2.1 x 150	5	883700-902	
	Narrow Bore RR	2.1 x 100	3.5	861767-902	
<b>P</b>	Guard Cartridge, 2/pk	9.4 x 15	7	820675-115	820675-115
<b>ZGG</b>	Guard Cartridge, 4/pk	4.6 x 12.5	5	820950-914	820950-913
<b>ZGG</b>	Guard Cartridge, 4/pk	2.1 x 12.5	5	821125-915	821125-915
<b>P</b>	Guard Hardware Kit	9.4 x 15		840140-901	840140-901
<b>ZGG</b>	Guard Hardware Kit			820999-901	820999-901
<b>PrepHT Cartridge Columns (require endfittings kit 820400-901)</b>					
<b>A</b>	PrepHT Cartridge	21.2 x 250	7	877967-102	877250-106
<b>A</b>	PrepHT Cartridge	21.2 x 150	7		877150-106
<b>A</b>	PrepHT Cartridge	21.2 x 150	5		870150-906
<b>A</b>	PrepHT Cartridge	21.2 x 100	5		870100-906
<b>A</b>	PrepHT Cartridge	21.2 x 50	5		870050-906
<b>A</b>	PrepHT Guard Cartridge, 2/pk		5	820212-914	820212-915
<b>A</b>	Guard Cartridge Hardware			820444-901	820444-901
<b>A</b>	PrepHT Endfittings, 2/pk			820400-901	820400-901

\*Rx-C8 is the same product as SB-C8. For other sizes and configurations, see the ZORBAX StableBond section, page 264.



## ZORBAX 80Å Extend-C18

- High efficiency and long life at high pH – up to pH 11.5
- Unique bidentate bonding and double endcapping provides high pH stability
- More efficiency and better peak shape than polymer-based columns
- Improve retention, resolution and peak shape of basic compounds
- High sensitivity for LC/MS separations of peptides

The Agilent ZORBAX Extend-C18 column uses a novel bidentate C18-C18 bonding technology to make it possible to develop high-resolution separations at high pH with a silica-based column. At high pH, non-charged basic compounds will not interact with the underlying silica. The result is high efficiency separations with superior peak shape and improved resolution. High pH separations are also the best choice for compounds that are more stable or more soluble in high pH solutions. Some of the mobile phase buffer options for high pH include triethylamine, pyrrolidine, glycine, borate and ammonium hydroxide. Ammonium hydroxide at pH 10.5 is an excellent mobile phase modifier for the LC/MS of peptides and small molecules with improved sensitivity compared with TFA containing mobile phase at low pH. The Extend-C18 column is stable from pH 2-11.5 with good peak shape for all types of compounds. Extend-C18 columns also provide an additional selectivity choice at low pH.



### TIPS & TOOLS

#### Always use Agilent Certified Lamps for Best LC Performance

Agilent detector lamps are built to the tightest specifications and quality standards. They are designed to increase light intensity and decrease noise, which improves chromatographic results. Agilent rigorously tests its lamps for lowest lamp-to-lamp variability. Trust Agilent lamps for robust, long-lasting performance and lower cost of ownership. To learn more, visit [www.agilent.com/chem/lamps](http://www.agilent.com/chem/lamps)



### Column Specifications

Bonded Phase	Pore Size	Surface Area	Temp. Limits*	pH Range**	Endcapped	Carbon Load
ZORBAX Extend-C18	80Å	180 m <sup>2</sup> /g	60 °C	2.0-11.5	Double	12.5%

Specifications represent typical values only.

\*Temperature limits are 60 °C up to pH 8, 40 °C from pH 8-11.5.

\*\*Above pH 6 highest column stability for all silica based columns is obtained by reducing the operating temperature to 40 °C or below and using lower buffer concentrations (0.01-0.02 M) or organic buffers.

### Basic antihistamines on Extend-C18 at high pH

**Column:** ZORBAX Extend-C18  
773450-902  
4.6 x 150 mm, 5 µm

**Mobile Phase:** pH 7:  
30% 20 mM Na<sub>2</sub>HPO<sub>4</sub> 70% MeOH  
pH 11:  
30% 20 mM TEA 70% MeOH

**Flow Rate:** 1.0 mL/min

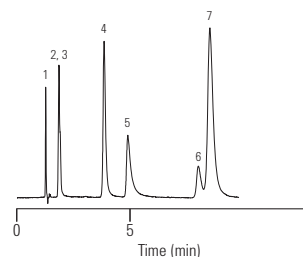
**Temperature:** Ambient

**Detector:** 254 nm

**Sample:** Antihistamines

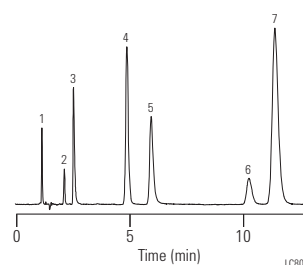
Pseudoephedrine and scopolamine are difficult to retain at low and mid pH. Pseudoephedrine is often analyzed by ion exchange methods. The Extend-C18 column retains these compounds in a noncharged form at high pH and improves resolution.

pH 7



1. Maleate
2. Scopolamine
3. Pseudoephedrine
4. Doxylamine
5. Chlorpheniramine
6. Triprolidine
7. Diphenhydramine

pH 11



### Long life at high pH with Extend-C18

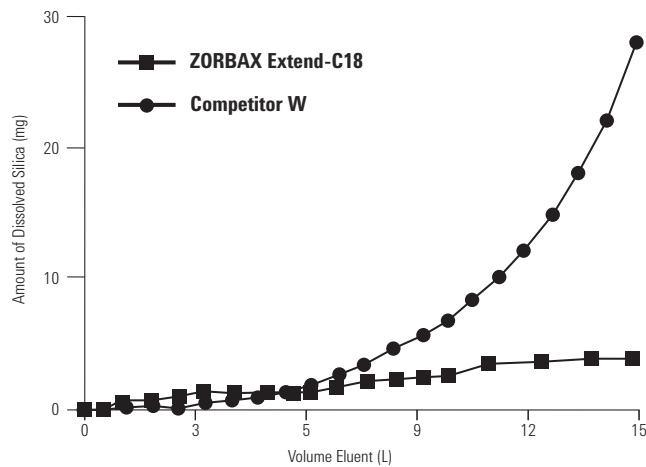
**Column:** ZORBAX Extend-C18  
773450-902  
4.6 x 150 mm, 5 µm

**Mobile Phase:** 20% Methanol  
80% 0.1 M Carbonate buffer, pH 10.0

**Flow Rate:** 1.0 mL/min

**Temperature:** Ambient

At high pH, columns will fail due to silica dissolution. The example here shows extended lifetime of ZORBAX Extend-C18 at high pH in comparison to competitor W. This was measured by the amount of dissolved silica.



**Extend-C18 provides good peak shape at low pH**

**Column:** ZORBAX Extend-C18  
773450-902  
4.6 x 150 mm, 5 µm

**Mobile Phase:** 80% 25 mM NaH<sub>2</sub>PO<sub>4</sub>, pH 3.0  
20% Methanol

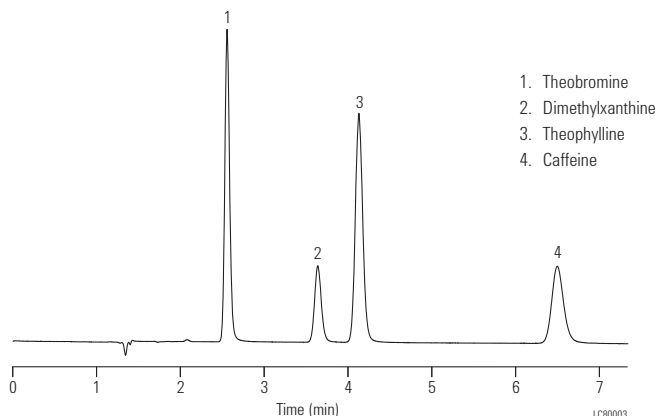
**Flow Rate:** 1.0 mL/min

**Temperature:** 35 °C

**Detector:** UV, 254 nm

**Sample:** Basic compounds

These basic compounds are separated on the Extend-C18 at low pH with excellent peak shape. The Extend-C18 column can be used at high and low pH.












**ZORBAX 80Å Extend-C18**

Hardware Description	Size (mm)	Particle Size (µm)	Extend-C18 USP L1
<b>Standard Columns (no special hardware required)</b>			
Analytical	4.6 x 250	5	770450-902
Analytical	4.6 x 150	5	773450-902
Analytical	4.6 x 50	5	746450-902
Rapid Resolution	4.6 x 150	3.5	763953-902
Rapid Resolution	4.6 x 100	3.5	764953-902
Rapid Resolution	4.6 x 75	3.5	766953-902
Rapid Resolution	4.6 x 50	3.5	735953-902
Rapid Resolution HT, 600 bar	4.6 x 100	1.8	728975-902
Rapid Resolution HT, 600 bar	4.6 x 50	1.8	727975-902
Rapid Resolution HT, 600 bar	4.6 x 30	1.8	724975-902
Rapid Resolution HT, 600 bar	4.6 x 20	1.8	726975-902
Solvent Saver	3.0 x 250	5	770450-302
Solvent Saver	3.0 x 150	5	773450-302
Solvent Saver Plus	3.0 x 150	3.5	763954-302
Solvent Saver Plus	3.0 x 100	3.5	764953-302
Solvent Saver Plus	3.0 x 50	3.5	735954-302

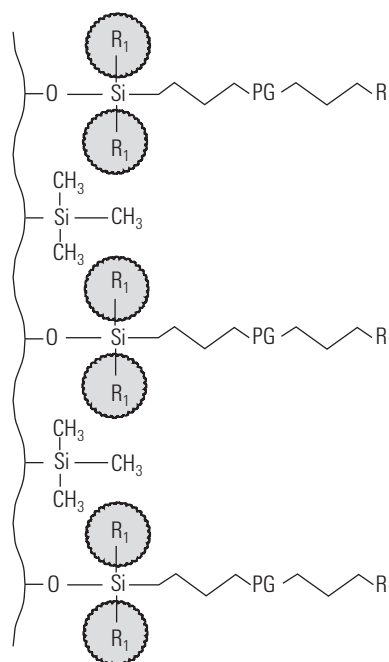
Unless indicated, column pressure limit is 400 bar.

(Continued)

## ZORBAX 80Å Extend-C18

Hardware Description	Size (mm)	Particle Size (µm)	Extend-C18 USP L1
<b>Standard Columns (no special hardware required)</b>			
Solvent Saver RRHD, 1200 bar	3.0 x 100	1.8	758700-302
Solvent Saver RRHD, 1200 bar	3.0 x 50	1.8	757700-302
Solvent Saver HT, 600 bar	3.0 x 100	1.8	728975-302
Solvent Saver HT, 600 bar	3.0 x 50	1.8	727975-302
Solvent Saver HT, 600 bar	3.0 x 30	1.8	724975-302
Solvent Saver HT, 600 bar	3.0 x 20	1.8	726975-302
Narrow Bore	2.1 x 150	5	773700-902
Narrow Bore	2.1 x 50	5	760450-902
Narrow Bore RR	2.1 x 100	3.5	761753-902
Narrow Bore RR	2.1 x 50	3.5	735700-902
Narrow Bore RRHD, 1200 bar	2.1 x 150	1.8	759700-902
Narrow Bore RRHD, 1200 bar	2.1 x 100	1.8	758700-902
Narrow Bore RRHD, 1200 bar	2.1 x 50	1.8	757700-902
Narrow Bore RRHT, 600 bar	2.1 x 100	1.8	728700-902
Narrow Bore RRHT, 600 bar	2.1 x 50	1.8	727700-902
Narrow Bore RRHT, 600 bar	2.1 x 30	1.8	724700-902
Narrow Bore RRHT, 600 bar	2.1 x 20	1.8	726700-902
MicroBore RR	1.0 x 150	3.5	763600-902
MicroBore RR	1.0 x 50	3.5	765600-902
MicroBore RR	1.0 x 30	3.5	761600-902
MicroBore Guard, 3/pk	1.0 x 17	5	5185-5923
 Guard Cartridge, 4/pk	4.6 x 12.5	5	820950-930
 Guard Cartridge, 4/pk	2.1 x 12.5	5	821125-930
 Guard Hardware Kit			820999-901
<b>PrepHT Cartridge Columns (require endfittings kit 820400-901)</b>			
 PrepHT Cartridge	21.2 x 150	5	770150-902
 PrepHT	21.2 x 100	5	770100-902
 PrepHT	21.2 x 50	5	770050-902
 PrepHT Endfittings, 2/pk			820400-901
 PrepHT Guard Cartridge, 2/pk	17.0 x 7.5	5	820212-930
 Guard Cartridge Hardware			820444-901

Unless indicated, column pressure limit is 400 bar.



Unique, Polar Alkyl Bonus-RP Bonded Phase

## ZORBAX Bonus-RP

- Excellent peak shape for challenging basic compounds at low and mid pH
- Unique reversed-phase selectivity
- Novel bonding technology with embedded polar group and steric protection
- Usable in 100% aqueous mobile phases

The Agilent ZORBAX Bonus-RP column has a polar amide group embedded in a long alkyl chain. This novel bonding reduces interactions between basic compounds and the silica support, improving peak shape for the most difficult basic compounds. Peak shape and column lifetime are further improved by triple endcapping. In addition, diisopropyl side groups provide steric protection against acid hydrolysis for good lifetime at low pH. The Bonus-RP column provides an alternate selectivity to C18 and C8 alkyl bonded phases.

### Column Specifications

Bonded Phase	Pore Size	Surface Area	Temp. Limits*	pH Range	Endcapped	Carbon Load
ZORBAX Bonus-RP	80Å	180 m <sup>2</sup> /g	60 °C	2.0-9.0	Triple	9.5%

Specifications represent typical values only.

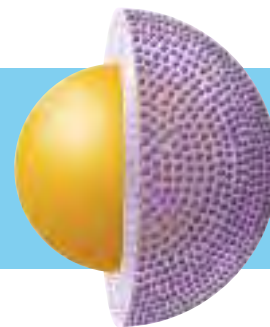
\*Temperature limits are 60 °C up to pH 8, 40 °C from pH 8-9.

### TIPS & TOOLS



ZORBAX Bonus-RP is also available on Poroshell 120.

Turn page 228





### Improved peak shape of basic compounds using Bonus-RP

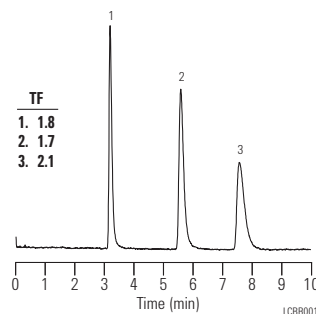
**Column:** Alkyl-C8  
4.6 x 150 mm, 5  $\mu$ m

Mobile Phase: 75% 25 mM NH<sub>4</sub>OAc, pH 5.5  
25% ACN

Flow Rate: 1.5 mL/min

Temperature: 40 °C

Detector: 254 nm



1. Doxylamine
2. Chlorpheniramine
3. Triprolidine

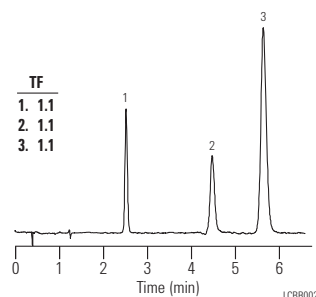
**Column:** ZORBAX Bonus-RP  
883668-901  
4.6 x 150 mm, 5  $\mu$ m

Mobile Phase: 80% 25 mM NH<sub>4</sub>OAc, pH 5.5  
20% ACN

Flow Rate: 1.5 mL/min

Temperature: 40 °C

Detector: 254 nm



1. Doxylamine
2. Chlorpheniramine
3. Triprolidine

Bonus-RP eliminates peak tailing of these basic compounds in comparison to a typical alkyl C8 bonded phase. In the mid-pH region, residual silanols can interact more strongly with basic compounds to cause peak tailing. The polar group in the Bonus-RP bonded phase eliminates peak tailing of these basic compounds by reducing interactions with residual silanols.

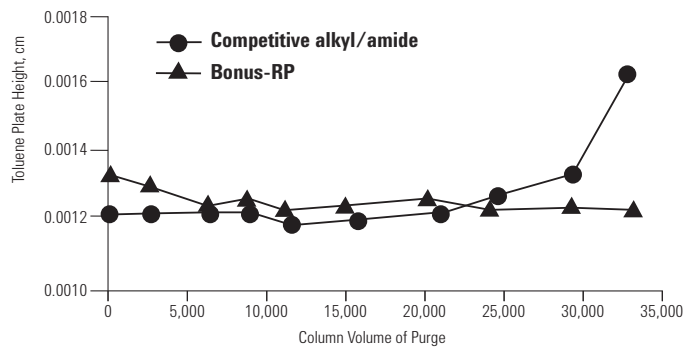
### ZORBAX Bonus-RP is stable at low and mid pH

**Column:** ZORBAX Bonus-RP  
883668-901  
4.6 x 150 mm, 5  $\mu$ m

Mobile Phase: 60% 25 mM  
Phosphate Buffer,  
pH 7.0:40% ACN

Flow Rate: 1.5 mL/min

Temperature: 23 °C



Triple endcapping of Bonus-RP enhances stability at pH 7. Each 10,000 column volume is equivalent to approximately one working month.

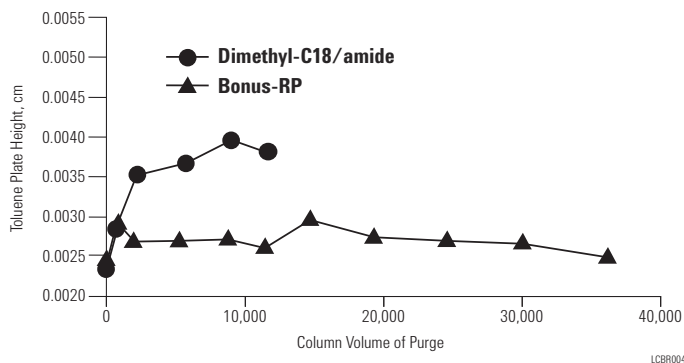
**Dimethyl-C18/amide, Bonus-RP**

**Column:** ZORBAX Bonus-RP  
883668-901  
4.6 x 150 mm, 5 µm

**Mobile Phase:** Aging:  
50% MeOH  
50% 0.1% TFA  
Test:  
80% MeOH  
20% H<sub>2</sub>O

**Flow Rate:** 1.0 mL/min

**Temperature:** Aging:  
60 °C  
Test:  
23 °C



Sterically protecting side groups provide good low pH stability and longer column lifetime than similar polar alkyl bonded phases.

**ZORBAX Bonus-RP provides unique selectivity**

**Column A:** ZORBAX Bonus-RP  
883668-901  
4.6 x 150 mm, 5 µm

**Column B:** Eclipse XDB-C8  
993967-906  
4.6 x 150 mm, 5 µm

**Mobile Phase:** 75% 25 mM Na Citrate, pH 6  
25% MeOH

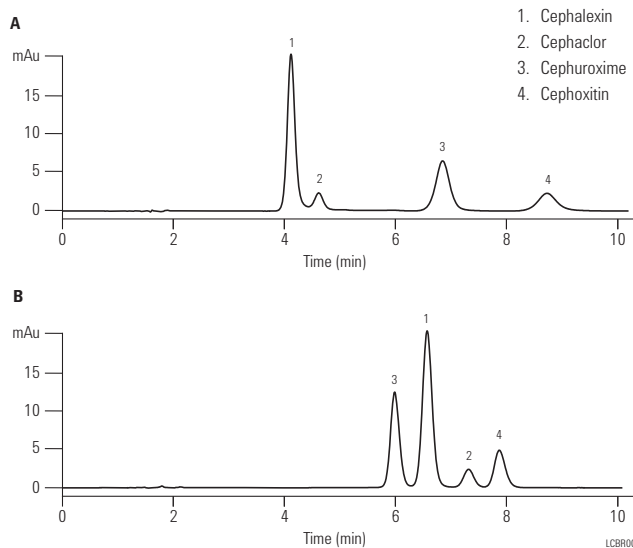
**Flow Rate:** 1.0 mL/min

**Temperature:** Ambient

**Detector:** 254 nm

**Sample:** 3 µL  
Cephalosporins

Peak elution order can change dramatically when using Bonus-RP. In this example, the elution order of the first three peaks changes.



**ZORBAX Bonus-RP**












Hardware Description	Size (mm)	Particle Size (µm)	Bonus-RP USP L60
<b>Standard Columns (no special hardware required)</b>			
Analytical	4.6 x 250	5	880668-901
Analytical	4.6 x 150	5	883668-901
Rapid Resolution	4.6 x 250	3.5	884950-577
Rapid Resolution	4.6 x 150	3.5	863668-901
Rapid Resolution	4.6 x 100	3.5	864668-901
Rapid Resolution	4.6 x 75	3.5	866668-901
Rapid Resolution	4.6 x 50	3.5	835668-901
Rapid Resolution HT, 600 bar	4.6 x 100	1.8	828668-901
Rapid Resolution HT, 600 bar	4.6 x 75	1.8	830668-901
Rapid Resolution HT, 600 bar	4.6 x 50	1.8	827668-901
Solvent Saver	3.0 x 250	5	880668-301
Solvent Saver	3.0 x 150	5	883668-301
Solvent Saver Plus	3.0 x 150	3.5	863668-301
Solvent Saver Plus	3.0 x 100	3.5	864668-301
Solvent Saver HT, 600 bar	3.0 x 100	1.8	828668-301
Solvent Saver HT, 600 bar	3.0 x 50	1.8	827668-301
Rapid Resolution HD, 1200 bar	2.1 x 150	1.8	859768-901
Rapid Resolution HD, 1200 bar	2.1 x 100	1.8	858768-901
Rapid Resolution HD, 1200 bar	2.1 x 50	1.8	857768-901
Narrow Bore	2.1 x 150	5	883725-901
Narrow Bore	2.1 x 50	5	861971-901

Unless indicated, column pressure limit is 400 bar.

(Continued)

ZORBAX Bonus-RP bonding is also available on Poroshell 120 columns. Turn to page 228.

**ZORBAX Bonus-RP**

Hardware Description	Size (mm)	Particle Size (µm)	Bonus-RP USP L60
<b>Standard Columns (no special hardware required)</b>			
Narrow Bore RR	2.1 x 150	3.5	863700-901
Narrow Bore RR	2.1 x 100	3.5	861768-901
Narrow Bore RR	2.1 x 50	3.5	861700-901
Narrow Bore RRHT, 600 bar	2.1 x 100	1.8	828768-901
Narrow Bore RRHT, 600 bar	2.1 x 50	1.8	827768-901
MicroBore RR	1.0 x 150	3.5	863608-901
MicroBore RR	1.0 x 50	3.5	865608-901
MicroBore RR	1.0 x 30	3.5	861608-901
MicroBore Guard, 3/pk	1.0 x 17	5	5185-5922
 Guard Cartridge, 4/pk	4.6 x 12.5	5	820950-928
 Guard Cartridge, 4/pk	2.1 x 12.5	5	821125-928
 Guard Hardware Kit			820999-901
<b>PrepHT Cartridge Columns (require endfittings kit 820400-901)</b>			
 PrepHT Cartridge	21.2 x 250	7	878250-101
 PrepHT Cartridge	21.2 x 150	7	878150-101
 PrepHT Cartridge	21.2 x 150	5	868150-901
 PrepHT Cartridge	21.2 x 100	5	868100-901
 PrepHT Cartridge	21.2 x 50	5	868050-901
 PrepHT Endfittings, 2/pk			820400-901
 PrepHT Guard Cartridge, 2/pk	17.0 x 7.5	5	820212-928
 Guard Cartridge Hardware			820444-901

Unless indicated, column pressure limit is 400 bar.

**TIPS & TOOLS**



Watch LC troubleshooting videos featuring Agilent chromatographic experts at [www.agilent.com/chem/lctroubleshooting](http://www.agilent.com/chem/lctroubleshooting)









## ZORBAX Original Reversed-Phase Columns

Agilent Original ZORBAX columns are made with Type A silica and are useful for many applications of acidic or neutral compounds. These columns have a higher activity level and are therefore useful for separating isomers (e.g. cis-trans, geometric) or other compounds where silanol activity enhances selectivity. These columns are used in many established methods.

### Column Specifications

Bonded Phase	Pore Size	Surface Area	Temp Limit	pH Range	Endcapped	Carbon Load
ZORBAX C18	70Å	300 m <sup>2</sup> /g	60 °C	2.0 - 8.0	Yes/No	20%
ZORBAX C8	70Å	300 m <sup>2</sup> /g	60 °C	2.0 - 8.0	Yes	12%
ZORBAX-Phenyl	70Å	300 m <sup>2</sup> /g	60 °C	2.0 - 8.0	Yes	12%
ZORBAX CN	70Å	300 m <sup>2</sup> /g	60 °C	2.0 - 8.0	N/A	7%
ZORBAX-TMS	70Å	300 m <sup>2</sup> /g	60 °C	2.0 - 7.0	N/A	4%

### ZORBAX Original Reversed-Phase Columns

Hardware	Description	Size (mm)	Particle Size (µm)	ODS (C18) USP L1	C8 USP L7	Phenyl USP L11	CN USP L10	TMS USP L13
<b>Standard Columns (no special hardware required)</b>								
	Semi-Preparative	9.4 x 250	5	880952-202	880952-206			
	Analytical (Endcapped)	4.6 x 250	5	880952-702	880952-706	880952-712	884950-507	880952-710
	Analytical (Non-endcapped)	4.6 x 250	5	884950-543				
	Analytical	4.6 x 150	5	883952-702	883952-706	883952-712	884950-526	883952-710
	Solvent Saver	3.0 x 250	5	880952-302				
	Solvent Saver	3.0 x 150	5	883952-302				
<b>Guard Columns (hardware required)</b>								
	Guard Cartridge, 2/pk	9.4 x 15	7	820675-115	820675-115	820675-115	820675-124	
	Guard Cartridge, 4/pk	4.6 x 12.5	5	820950-902	820950-906	820950-912	820950-905	820950-924
	Guard Hardware Kit			840140-901	840140-901	840140-901	840140-901	840140-901
	Guard Hardware Kit			820999-901	820999-901	820999-901	820999-901	820999-901
<b>PrepHT Cartridge Columns (require endfittings kit 820400-901)</b>								
	PrepHT Cartridge	21.2 x 250	7	877952-102	877952-106		877952-105	
	PrepHT Endfittings, 2/pk			820400-901	820400-901		820400-901	



ZORBAX Method Development Kits

## Kits for Analytical HPLC

### ZORBAX Method Development Kits

Agilent offers a series of kits that allow for fast method development at an attractive price. Each kit contains 3 columns. Six new kits have been added and are recommended for use with the new Agilent Automated Method Development LC. Several of these kits contain Rapid Resolution HT (1.8  $\mu\text{m}$ ) columns in a variety of bonded phases for easy method optimization and several kits contain Rapid Resolution (3.5  $\mu\text{m}$ ) columns in the same variety of bonded phases. These kits contain some of the Eclipse Plus family of columns for excellent peak shape and optimum performance with a wide variety of compounds.

#### ZORBAX Method Development Kits



##### Recommended for use with the Agilent Automated Method Development LC System

Description	Part No.
Rapid Resolution HT (RRHT) Selectivity Method Development Kit, 2.1 mm id Includes 2.1 x 50 mm, 1.8 $\mu\text{m}$ , 600 bar columns: one each Eclipse Plus C18, Eclipse Plus Phenyl-Hexyl and Bonus-RP	5190-1431
Rapid Resolution HT (RRHT) pH Method Development Kit, 2.1 mm id Includes 2.1 x 50 mm, 1.8 $\mu\text{m}$ , 600 bar columns: one each Eclipse Plus C18, SB-C18 and Extend-C18	5190-1432
Rapid Resolution HT (RRHT) Selectivity Method Development Kit, 4.6 mm id Includes 4.6 x 50 mm, 1.8 $\mu\text{m}$ , 600 bar columns: one each Eclipse Plus C18, Eclipse Plus Phenyl-Hexyl and Bonus-RP	5190-1433
Rapid Resolution HT (RRHT) pH Method Development Kit, 4.6 mm id Includes 4.6 x 50 mm, 1.8 $\mu\text{m}$ , 600 bar columns: one each Eclipse Plus C18, SB-C18 and Extend-C18	5190-1434
Rapid Resolution Selectivity Method Development Kit, 4.6 mm id Includes 4.6 x 100 mm, 3.5 $\mu\text{m}$ columns: one each Eclipse Plus C18, Eclipse Plus Phenyl-Hexyl and Bonus-RP	5190-1435
Rapid Resolution pH Method Development Kit, 4.6 mm id Includes 4.6 x 100 mm, 3.5 $\mu\text{m}$ columns: one each Eclipse Plus C18, SB-C18 and Extend-C18	5190-1436

**ZORBAX Method Development Kits**

<b>Description</b>	<b>Part No.</b>
StableBond Method Development Kit Includes 4.6 x 150 mm, 5 µm columns; one each: SB-C18, SB-CN and SB-Phenyl phases	5183-4624
Fast StableBond Method Development Kit Includes 4.6 x 75 mm, 3.5 µm columns; one each: SB-C18, SB-CN and SB-Phenyl phases	5183-4625
Eclipse XDB Method Development Kit Includes 4.6 x 150 mm, 5 µm columns; one each: XDB-C18, XDB-C8, XDB-Phenyl phases	5183-4626
Fast Eclipse XDB Method Development Kit Includes 4.6 x 75 mm, 3.5 µm columns; one each: XDB-C18, XDB-C8 and XDB-Phenyl phases	5183-4627
pH Method Development Kit Includes 4.6 x 150 mm, 5 µm columns; one each: SB-C18, XDB-C18 and Extend-C18 phases	5185-5807
Fast pH Method Development Kit Includes 4.6 x 75 mm, 3.5 µm columns; one each: SB-C18, XDB-C18 and Extend-C18 phases	5185-5808
Aqueous Method Development Kit Includes 4.6 x 150 mm, 5 µm columns; one each: SB-Aq, Bonus RP and SB-C18	5185-5809
Fast Aqueous Method Development Kit Includes 4.6 x 75 mm, 3.5 µm columns; one each: SB-Aq, Bonus RP and SB-C18	5185-5810

**ZORBAX Cartridge Column Starter Kits**

<b>Hardware</b>	<b>Description</b>	<b>Part No.</b>
	ZORBAX C18 Kit Includes one 4.6 x 150 mm, 5 µm Eclipse XDB-C18 column; one 4.6 x 150 mm, 5 µm StableBond C18 column; cartridge holder; mounting tool; replacement filter (2/pk); and open-end wrench	5183-2021
	ZORBAX C8 Kit Includes one 4.6 x 150 mm, 5 µm Eclipse XDB-C8 column; one 4.6 x 150 mm, 5 µm StableBond C8 column; cartridge holder; mounting tool; replacement filter (2/pk); and open-end wrench	5183-2022

## ZORBAX Method Validation Kits

ZORBAX Method Validation Kits are supplied to customers who need the same HPLC column type (bonded phase, particle size, configuration) but from different manufacturing lots. To request columns from different lots, contact Agilent Technologies or your local Agilent Authorized Distributor using the following procedure:

- Request Validation Kits (columns from different lots) by using Part Number 899999-888
- Indicate the Part Number of the current column you are using
- Indicate the Lot Number of the current column you are using
- Indicate the number of additional columns needed from different lots (example: you have a current column and may need two additional lots)
- Please fax your request to **(302) 993-5354** (United States and Canada) or email to **cag\_sales-na@agilent.com**. You will receive a quote from your Customer Service Representative within 1-2 business days. Delivery of your method validation kit is usually 3 weeks or less from the time your order is placed, depending on lot availability.

## Custom HPLC Column Ordering

Columns not listed can be easily ordered using the following procedure:

- Request a Special Products Quotation (SPQ) using Part Number 899999-999
- Indicate column dimensions (example: 4.6 x 50 mm); bonded phase type (example: StableBond C3); particle size (example: 5  $\mu\text{m}$ ); and pore size (example: 80Å)
- Please fax your request to **(302) 993-5354** (United States and Canada) or email to **cag\_sales-na@agilent.com**. You will receive a quote from your Customer Service Representative within 1-2 business days. Delivery of your custom column is usually 3 weeks or less from the time your order is placed, depending on lot availability.

Custom columns are priced with a minimal surcharge over the price of stocked columns.



## Pursuit HPLC Columns

Beginning in drug discovery and drug metabolism, Pursuit columns are ideal for analyzing lead compounds and biological samples. The column's performance is due to the unique combination of advanced bonding chemistry and ultra-high purity silica. These factors combine to provide rapid separations with excellent first time resolution and symmetrical peaks for polar compounds, whether at pH 1.5 or 10. Additionally, the need for ion-pairing agents such as TFA is often eliminated, thus maximizing the performance of single and parallel multi-channel LC/MS systems.

Culminating in QC, Pursuit is ideal for implementing dependable trouble-free analysis of raw materials and approved drugs. Rigorous control and validation of each step in the manufacturing process ensures column reproducibility. With Pursuit, your laboratory can spend its energy on producing results.

Special columns, such as Pursuit PFP (for very polar compounds) and Pursuit PAH (environmental), give you the extra selectivities you need for your most challenging applications.



Pursuit HPLC Columns

### Pursuit

For LC/MS and high throughput applications, the Pursuit column is built on the larger 200Å pore size silica. High ligand density delivers up to 40% faster separations without sacrificing resolution. This is accomplished by optimizing mass transfer with the larger pore size.

### Pursuit XRs

Pursuit XRs columns are for performance in analytical R&D, QC and preparative applications. Combining high ligand density with a 100Å pore size, high surface area silica, Pursuit XRs columns are designed to increase productivity, as they offer maximum loadability, excellent stability and easy scalability while maintaining superior resolution.

### Pursuit XRs Ultra

For the ultimate in speed and good resolution on any instrument, we designed the Pursuit XRs Ultra around an optimized 2.8 µm particle and an advanced packing procedure. Now you can decrease your run time while maintaining resolution. Lower backpressure allows high flow rates to be used, and the 2.8 µm particles of ultra-pure silica delivers 10-15% higher efficiency than 3 µm columns.

## Column Specifications

Bonded Phase	Pore Size	Surface Area	pH Range	Endcapped	Carbon Load	Pore Volume	Ligand Coverage
Pursuit C18	200Å	200 m <sup>2</sup> /g	1.5-10	Yes	12.9%	11 mL/g	3.5 µmol/m <sup>2</sup>
Pursuit C8	200Å	200 m <sup>2</sup> /g	1.5-10	Yes	7.4%	11 mL/g	3.8 µmol/m <sup>2</sup>
Pursuit Diphenyl	200Å	200 m <sup>2</sup> /g	1.5-8.0	Yes	7.3%	11 mL/g	2.8 µmol/m <sup>2</sup>
Pursuit PFP	200Å	200 m <sup>2</sup> /g	1.5-10	Yes	6.3%	11 mL/g	3.4 µmol/m <sup>2</sup>
Pursuit PAH	200Å	200 m <sup>2</sup> /g	1.5-10	Yes		11 mL/g	
Pursuit XRs C18	100Å	440 m <sup>2</sup> /g	1.5-10	Yes	22%	11 mL/g	2.9 µmol/m <sup>2</sup>
Pursuit XRs C8	100Å	440 m <sup>2</sup> /g	1.5-10	Yes	15%	11 mL/g	3.7 µmol/m <sup>2</sup>
Pursuit XRs Diphenyl	100Å	440 m <sup>2</sup> /g	1.5-8.0	Yes	14.6%	11 mL/g	2.6 µmol/m <sup>2</sup>
Pursuit XRs Si	100Å	440 m <sup>2</sup> /g	1.5-10	Yes		11 mL/g	
Pursuit XRs Ultra C18	100Å	440 m <sup>2</sup> /g	1.5-10	Yes	23.2%	11 mL/g	3.2 µmol/m <sup>2</sup>
Pursuit XRs Ultra C8	100Å	440 m <sup>2</sup> /g	1.5-10	Yes	15%	11 mL/g	3.7 µmol/m <sup>2</sup>
Pursuit XRs Ultra Diphenyl	100Å	440 m <sup>2</sup> /g	1.5-8.0	Yes	14.6%	11 mL/g	2.6 µmol/m <sup>2</sup>

Specifications represent typical values only



## TIPS &amp; TOOLS

Request custom LC columns online at [www.agilent.com/chem/customlccol](http://www.agilent.com/chem/customlccol)

### Tricyclic antidepressants and benzodiazepines

**Column:** Pursuit XRs C18  
A6000150X046  
4.6 x 150 mm, 5 µm

**Mobile Phase:** A: Water+0.1% HCOOH  
B: MeCN+0.1% HCOOH

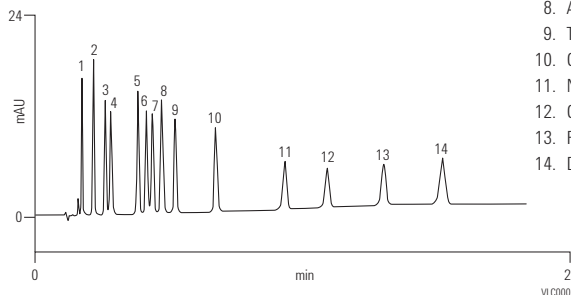
**Gradient:** 30-40% B in 15 min, hold at 40% B for 15 min

**Flow Rate:** 1.0 mL/min

**Temperature:** Ambient

**Detector:** UV, 254 nm

1. 7-Aminoclonazepam
2. 7-Aminoflunitrazepam
3. Nordoxepin
4. Doxepin
5. Desipramine
6. Imipramine
7. Nortriptyline
8. Amitriptyline
9. Trimipramine
10. Clomipramine
11. Nordiazepam
12. Clonazepam
13. Flunitrazepam
14. Diazepam



### Mechanical stability of Pursuit XRs

**Column:** Pursuit XRs C18  
A6000050X020  
2.0 x 50 mm, 5 µm

**Sample:** DMSO mix

**Mobile Phase:** A: MeOH:water, 10:90 + 0.1% HCOOH  
B: MeOH:water, 90:10 + 0.1% HCOOH

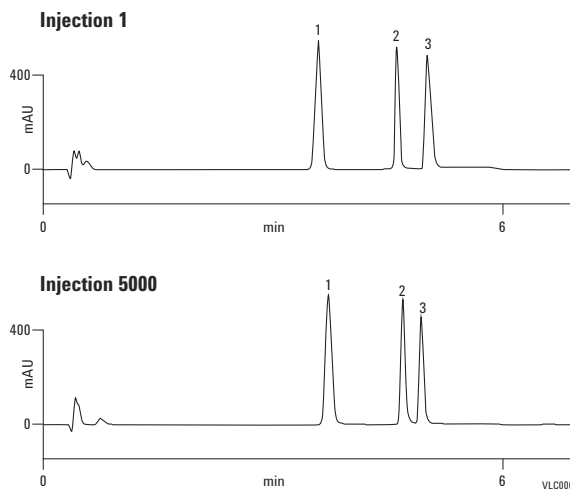
**Gradient:** 0-100% B in 3 min, back to 0% B in 0.5 min, hold at 0% B for 3.5 min

**Flow Rate:** 0.4 mL/min

**Temperature:** Ambient

**Detector:** UV, 254 nm

1. 4-Methoxybenzenesulfonamide
2. Methyl 3-aminothiophene-2-carboxylate
3. Trimipramine



**Antifungals**

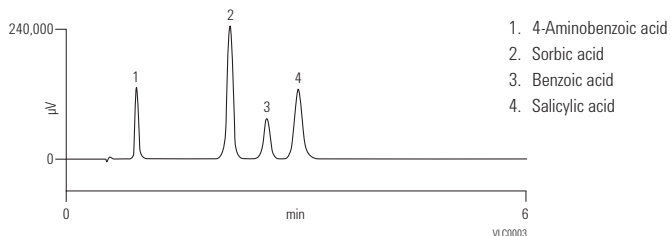
**Column:** Pursuit XRs Ultra Diphenyl  
A7521050X020  
2.0 x 50 mm, 2.8 µm

Mobile Phase: Water+0.1% HCOOH:MeCN+0.1% HCOOH, 80:20

Flow Rate: 0.4 mL/min

Temperature: Ambient

Detector: UV, 254 nm



1. 4-Aminobenzoic acid
2. Sorbic acid
3. Benzoic acid
4. Salicylic acid

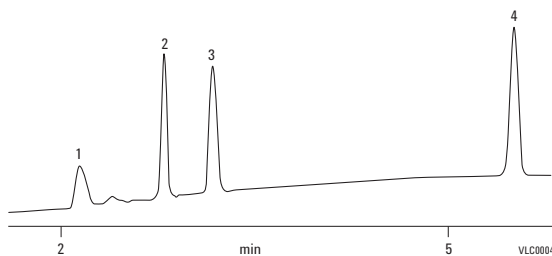
**Liquid chromatography phase test mixture (LPTM) on Pursuit C8**

**Column:** Pursuit C8  
A3031050X020  
2.0 x 50 mm, 3 µm

Mobile Phase: A: 0.05% HCOOH in water  
B: 0.05% HCOOH in MeCN

Flow Rate: 0.6 mL/min

Detector: UV, 220 nm



1. Aspartame
2. Cortisone
3. Reserpine
4. Dioctyl phthalate

**Adrenocorticosteroids on Pursuit PFP and C18**

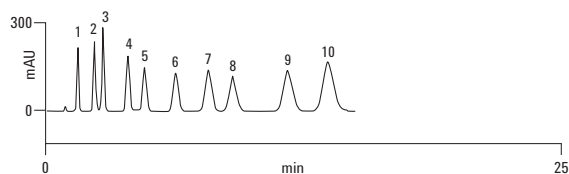
Mobile Phase: MeCN:water, 22.5:77.5

Flow Rate: 1.5 mL/min

Temperature: Ambient

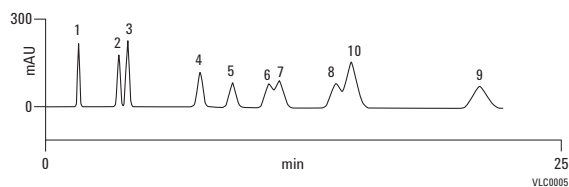
Detector: UV, 240 nm

**Pursuit PFP**



1. Triamcinolone
2. Prednisolone
3. Cortisone
4. Methylprednisolone
5. Corticosterone
6. Beclomethasone
7. Prednisolone acetate
8. Triamcinolone acetonide
9. Cortisone acetate
10. Flucinolone acetonide

**Pursuit C18**



## Pursuit HPLC Columns

## Semi-Prep Scale

Size (mm)	Particle Size (µm)	Pursuit C18 USP L1	Pursuit C8 USP L7	Pursuit Diphenyl	Pursuit PFP	Pursuit PAH USP L1
10.0 x 250	10	A3002250X100	A3032250X100			
10.0 x 150	5	A3000150X100			A3050150X100	
10.0 x 250	5	A3000250X100	A3030250X100		A3050250X100	

## Pursuit HPLC Columns

## Analytical Scale

Size (mm)	Particle Size (µm)	Pursuit C18 USP L1	Pursuit C8 USP L7	Pursuit Diphenyl	Pursuit PFP	Pursuit PAH USP L1
4.6 x 250	10	A3002250X046	A3032250X046			
4.6 x 150	10	A3002150X046	A3032150X046			
4.6 x 100	10	A3002100X046	A3032100X046			
4.6 x 250	5	A3000250X046	A3030250X046	A3040250X046	A3050250X046	A7000250X046
4.6 x 150	5	A3000150X046	A3030150X046	A3040150X046	A3050150X046	A7000150X046
4.6 x 100	5	A3000100X046	A3030100X046	A3040100X046	A3050100X046	
4.6 x 50	5	A3000050X046	A3030150X046	A3040050X046	A3050050X046	
4.6 x 250	3	A3001250X046	A3031250X046	A3041250X046	A3051250X046	
4.6 x 150	3	A3001150X046	A3031150X046	A3041150X046	A3051150X046	
4.6 x 100	3	A3001100X046	A3031100X046	A3041100X046	A3051100X046	A7001100X046
4.6 x 50	3	A3001050X046		A3041050X046	A3051050X046	
4.6 x 30	3	A3001030X046				
4.0 x 250	5	A3000250X040				
4.0 x 125	5	A3000125X040				
3.9 x 300	10	A3002300X039				
3.9 x 300	5	A3000300X039				
3.9 x 150	5	A3000150X039				
3.0 x 250	5	A3000250X030		A3040250X030		
3.0 x 150	5	A3000150X030		A3040150X030	A3050150X030	
3.0 x 100	5	A3000100X030			A3050100X030	
3.0 x 250	3	A3001250X030				
3.0 x 150	3	A3001150X030		A3041150X030	A3051150X030	
3.0 x 100	3	A3001100X030		A3041100X030	A3051100X030	A7001100X030

(Continued)

**Pursuit HPLC Columns**

**Analytical Scale**

Size (mm)	Particle Size (µm)	Pursuit C18 USP L1	Pursuit C8 USP L7	Pursuit Diphenyl	Pursuit PFP	Pursuit PAH USP L1
3.0 x 50	3	A3001050X030		A3041050X030	A3051050X030	
2.0 x 250	5	A3000250X020				
2.0 x 150	5	A3000150X020	A3030150X020	A3040150X020		
2.0 x 100	5	A3000100X020	A3030100X020	A3040100X020	A3050100X020	
2.0 x 50	5	A3000050X020	A3030050X020	A3040050X020	A3050050X020	
2.0 x 30	5	A3000030X020		A3040030X020	A3050030X020	
2.0 x 20	5	A3000020X020			A3050020X020	
2.0 x 250	3	A3001250X020		A3041250X020		
2.0 x 200	3			A3041200X020		
2.0 x 150	3	A3001150X020	A3031150X020	A3041150X020	A3051150X020	
2.0 x 100	3	A3001100X020	A3031100X020	A3041100X020	A3051100X020	A7001100X020
2.0 x 50	3	A3001050X020	A3031050X020	A3041050X020	A3051050X020	
2.0 x 30	3	A3001030X020	A3031030X020	A3041030X020	A3051030X020	
2.0 x 20	3	A3001020X020		A3041020X020	A3051020X020	

**Pursuit HPLC Columns**

**Prep Scale**

Size (mm)	Particle Size (µm)	Pursuit C18 USP L1	Pursuit C8 USP L7	Pursuit Diphenyl	Pursuit PFP	Pursuit PAH USP L1
50.0 x 250	10	A3002250X500	A3032250X500			
21.2 x 250	10	A3002250X212	A3032250X212			
21.2 x 150	10	A3002150X212				
21.2 x 250	5	A3000250X212			A3050250X212	
21.2 x 150	5	A3000150X212			A3050150X212	
21.2 x 100	5			A3040100X212		

## Pursuit ChromSep Complete Cartridge Systems

Hardware	Size (mm)	Particle Size (µm)	Pursuit C18 USP L1	Pursuit C8 USP L7	Pursuit PAH USP L1
<b>CS</b>	4.6 x 250	5	A3000250C046	A3030250C046	A7000250C046
<b>CS</b>	4.6 x 250	3		A3031250C046	
<b>CS</b>	4.6 x 150	5	A3000150C046	A3030150C046	A7000150C046
<b>CS</b>	4.6 x 100	5	A3000100C046	A3030100C046	
<b>CS</b>	4.6 x 150	3	A3001150C046	A3031150C046	A7001150C046
<b>CS</b>	4.6 x 100	3	A3001100C046	A3031100C046	A7001100C046
<b>CS</b>	4.6 x 50	3	A3001050C046		
<b>CS</b>	3.0 x 250	5	A3000250C030		
<b>CS</b>	3.0 x 150	5	A3000150C030		
<b>CS</b>	3.0 x 100	5	A3000100C030		A7000100C030
<b>CS</b>	3.0 x 150	3	A3001150C030		
<b>CS</b>	3.0 x 100	3	A3001100C030		
<b>CS</b>	2.0 x 250	5	A3000250C020		
<b>CS</b>	2.0 x 150	5	A3000150C020	A3030150C020	
<b>CS</b>	2.0 x 100	5	A3000100C020		
<b>CS</b>	2.0 x 150	3	A3001150C020		
<b>CS</b>	2.0 x 100	3	A3001100C020		
<b>CS</b>	2.0 x 50	3	A3001050C020		

Pursuit ChromSep Replacement Cartridges

Hardware	Size (mm)	Particle Size (µm)	Unit	Pursuit C18 USP L1	Pursuit C8 USP L7	Pursuit PAH USP L1
CS	4.6 x 250	5				A7000250R046
			3/pk			A7000250T046
CS	4.6 x 150	5		A3000150R046	A3030150R046	A7000150R046
			3/pk	A3000150T046	A3030150T046	A7000150T046
CS	4.6 x 150	3			A3031150R046	A7001150R046
			3/pk		A3031150T046	A7001150T046
CS	4.6 x 100	3				A7001100R046
			3/pk			A7001100T046
CS	4.6 x 50	3		A3001050R046		
			3/pk	A3001050T046		
CS	3.0 x 150	5		A3000150R030		
			3/pk	A3000150T030		
CS	3.0 x 100	5		A3000100R030		A7000100R030
			3/pk	A3000100T030		A7000100T030
CS	3.0 x 150	3		A3001150R030		
			3/pk	A3001150T030		
CS	3.0 x 100	3		A3001100R030		A7001100R030
			3/pk	A3001100T030		A7001100T030
CS	2.0 x 50	3			A3031050R020	
			3/pk			A3031050T020

MetaGuard Columns, 3/pk

Hardware	ID (mm)	Particle Size (µm)	Pursuit C18	Pursuit C8	Pursuit DP	Pursuit PFP
MG	4.6	10	A3002MG			
MG	2.0	10	A3002MG2			
MG	4.6	5	A3000MG	A3030MG	A3040MG	A3050MG
MG	2.0	5	A3000MG2	A3030MG2	A3040MG2	A3050MG2
MG	1.0	5	A3000MG1		A3040MG1	
MG	4.6	3	A3001MG	A3031MG	A3041MG	A3051MG
MG	2.0	3	A3001MG2	A3031MG2	A3041MG2	A3051MG2
MG	1.0	3			A3041MG1	



## Pursuit XRs HPLC Columns

## Semi-Prep Scale

Size (mm)	Particle Size (µm)	Pursuit XRs C18 USP L1	Pursuit XRs C8 USP L7	Pursuit XRs Diphenyl USP L11	Pursuit XRs Si* USP L3
10.0 x 250	10	A6002250X100			A6004250X100
10.0 x 250	5	A6000250X100		A6020250X100	
10.0 x 150	5	A6000150X100			
10.0 x 50	5	A6000050X100			
10.0 x 150	3			A6021150X100	

\*Pursuit XRs Si is a normal phase column.

## Pursuit XRs HPLC Columns

## Analytical Scale

Size (mm)	Particle Size (µm)	Pursuit XRs C18 USP L1	Pursuit XRs C8 USP L7	Pursuit XRs Diphenyl USP L11	Pursuit XRs Si* USP L3
4.6 x 250	10	A6002250X046			A6004250X046
4.6 x 50	10	A6002050X046S			
4.6 x 250	5	A6000250X046	A6010250X046	A6020250X046	
4.6 x 150	5	A6000150X046	A6010150X046	A6020150X046	
4.6 x 100	5	A6000100X046	A6010100X046	A6020100X046	A6006100X046
4.6 x 50	5	A6000050X046		A6020050X046	A6006050X046
4.6 x 250	3	A6001250X046		A6021250X046	
4.6 x 150	3	A6001150X046	A6010150X046	A6021150X046	
4.6 x 100	3	A6001100X046	A6011100X046	A6021100X046	A6005100X046
4.6 x 50	3	A6001050X046	A6011050X046	A6021050X046	A6005050X046
4.6 x 30	3	A6001030X046		A6021030X046	
4.0 x 250	5	A6000250X040	A6010250X040		
4.0 x 150	5	A6000150X040	A6010150X040		
3.0 x 250	5	A6000250X030	A6010250X030	A6020250X030	
3.0 x 150	5	A6000150X030	A6010150X030	A6020150X030	
3.0 x 100	5	A6000100X030	A6010100X030	A6020100X030	
3.0 x 150	3	A6001150X030	A6011150X030	A6021150X030	
3.0 x 100	3	A6001100X030	A6011100X030	A6021100X030	
3.0 x 50	3	A6001050X030	A6011050X030	A6021050X030	
3.0 x 30	3	A6001030X030			

\*Pursuit XRs Si is a normal phase column.

(Continued)

**Pursuit XRs HPLC Columns**

**Analytical Scale**

Size (mm)	Particle Size (µm)	Pursuit XRs C18 USP L1	Pursuit XRs C8 USP L7	Pursuit XRs Diphenyl USP L11	Pursuit XRs Si* USP L3
2.1 x 100	5				A6006100X021
2.0 x 250	5	A6000250X020		A6020250X020	
2.0 x 150	5	A6000150X020	A6010150X020	A6020150X020	
2.0 x 100	5	A6000100X020	A6010100X020		
2.0 x 50	5	A6000050X020	A6010050X020	A6020050X020	
2.0 x 30	5	A6000030X020			
2.0 x 250	3	A6001250X020		A6021250X020	
2.0 x 150	3	A6001150X020	A6011150X020	A6021150X020	
2.0 x 100	3	A6001100X020	A6011100X020	A6021100X020	
2.0 x 50	3	A6001050X020	A6011050X020	A6021050X020	A6005050X020
2.0 x 30	3			A6021030X020	
2.0 x 20	3	A6001020X020			
1.0 x 150	3	A6001150X010			
1.0 x 100	3	A6001100X010		A6021100X010	

\*Pursuit XRs Si is a normal phase column.

**Pursuit XRs HPLC Columns**








**Prep Scale**

Size (mm)	Particle Size (µm)	Pursuit XRs C18 USP L1	Pursuit XRs C8 USP L7	Pursuit XRs Diphenyl USP L11	Pursuit XRs Si* USP L3
50.0 x 250	10	A6002250X500		A6002250X500	A6004250X500
30.0 x 250	5	A6000250X300			A6004250X300
30.0 x 150	5	A6000150X300		A6020150X300	
30.0 x 100	5	A6000100X300			
30.0 x 50	5	A6000050X300			
21.2 x 250	10	A6002250X212	A6012250X212		A6004250X212
21.2 x 250	5	A6000250X212		A6020250X212	
21.2 x 150	5	A6000150X212			
21.2 x 100	5	A6000100X212		A6020100X212	
21.2 x 50	5	A6000050X212			
21.2 x 30	5	A6000030X212			

\*Pursuit XRs Si is a normal phase column.



## MetaGuard Columns, 3/pk

Hardware	ID (mm)	Particle Size ( $\mu\text{m}$ )	Pursuit XRs C18	Pursuit XRs Si	Pursuit XRs C8	Pursuit XRs Diphenyl	Pursuit PAH
	4.6	10	A6002MG	A6004MG			
	4.6	5	A6000MG		A6010MG	A6020MG	
	3.0	5					A7000MG3
	2.0	5	A6000MG2		A6010MG2	A6020MG2	
	4.6	3	A6001MG		A6011MG	A6021MG	
	3.0	3					A7001MG3
	2.0	3	A6001MG2		A6011MG2	A6021MG2	A6001MG2

## Pursuit XRs Ultra HPLC Columns

Size (mm)	Particle Size ( $\mu\text{m}$ )	Pursuit XRs Ultra C18	Pursuit XRs Ultra C8	Pursuit XRs Ultra Diphenyl
3.0 x 150	2.8	A7501150X030	A7511150X030	
3.0 x 100	2.8	A7501100X030		
2.0 x 150	2.8	A7501150X020		
2.0 x 100	2.8	A7501100X020	A7511100X020	A7521100X020
2.0 x 50	2.8	A7501050X020	A7511050X020	A7521050X020
2.0 x 30	2.8	A7501030X020	A7511030X020	A7521030X020



Polaris HPLC Columns

## Polaris HPLC Columns

In areas like drug discovery where target compounds are increasingly polar, it is critical to have a reversed-phase column that performs well under aqueous conditions. Retention is critical, but cannot come with troublesome secondary interactions. Likewise, phase collapse and shifting retention times need to be avoided. The answer is our Polaris line of polar-modified columns.

From the collapse-resistant pore structure of our base silica, to the "wettability" engineered into the bonded phases, Polaris columns have been designed for high aqueous conditions. The combination of high phase density bonding, ultra pure silica, and silanol shielding leads to excellent peak shape among polar-modified columns.

As a family, Polaris offers a variety of polar modifications in both C18 and C8 chemistries.

### Polaris C18-A

Polaris C18-A is the best starting place for separations where the benefits of polar-modified columns are desired. The polar modifications of C18-A help it avoid poor peak shape and retention issues in low organic conditions.

### Polaris C8-A

Polaris C8-A offers an alternative selectivity to standard C8 phases and has a lower hydrophobicity than Polaris C18-A, making it ideal for polar samples, or faster overall analysis times.

### Polaris C18-Ether

Polaris C18-Ether offers an alternative selectivity to Polaris C18-A and standard C18 phases, and typically delivers increased retention of polar compounds away from the void volume.

### Polaris C8-Ether

Polaris C8-Ether offers an alternative selectivity to Polaris C8-A with particular utility for hydrogen bonding compounds.

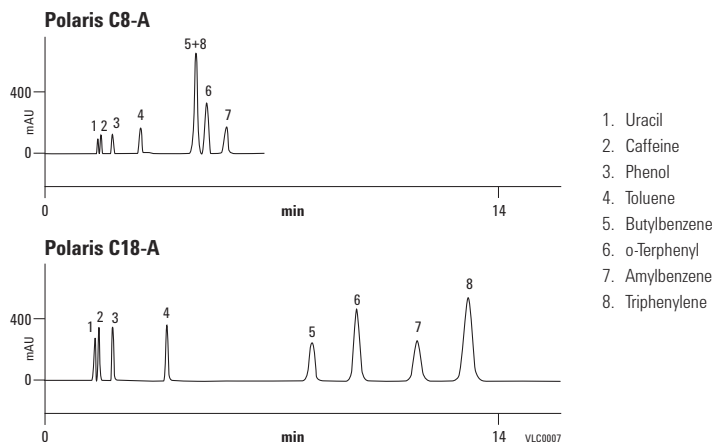
#### Column Specifications

Bonded Phase	Pore Size	Surface Area	Carbon Load	Endcapped	Pore Volume	Ligand Coverage
Polaris C18-A	180Å	200 m <sup>2</sup> /g	13.8%	Yes	1.1 cm <sup>3</sup> /g	3.9 μmol/m <sup>2</sup>
Polaris C8-A	180Å	200 m <sup>2</sup> /g	7.4%	Yes	1.1 cm <sup>3</sup> /g	4.8 μmol/m <sup>2</sup>
Polaris C18-Ether	180Å	200 m <sup>2</sup> /g	12.1%	Yes	1.1 cm <sup>3</sup> /g	3.3 μmol/m <sup>2</sup>
Polaris C8-Ether	180Å	200 m <sup>2</sup> /g	7.1%	Yes	1.1 cm <sup>3</sup> /g	4.5 μmol/m <sup>2</sup>
Polaris Amide C18	180Å	200 m <sup>2</sup> /g	15%	Yes	1.1 cm <sup>3</sup> /g	4.4 μmol/m <sup>2</sup>
Polaris NH <sub>2</sub>	180Å	200 m <sup>2</sup> /g	5.5%	Amide	1.1 cm <sup>3</sup> /g	3.8 μmol/m <sup>2</sup>
Polaris Si-A	180Å	200 m <sup>2</sup> /g	N/A	N/A	1.1 cm <sup>3</sup> /g	N/A

Specifications represent typical values only.

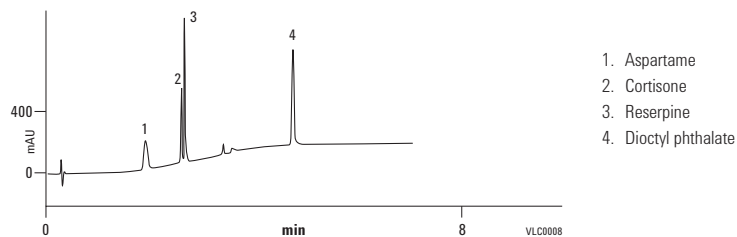
**Selectivity test mix for Polaris columns**

Mobile Phase: MeCN:water 70:30  
 Flow Rate: 1.0 mL/min  
 Temperature: Ambient  
 Detector: UV, 254 nm

**LC/MS performance test mix for Polaris C8-A**

**Column: Polaris C8-A  
 A2011030X030  
 3.0 x 30 mm, 3 µm**

Mobile Phase: A: Water+0.05% HCOOH  
 B: MeCN+0.05% HCOOH  
 Gradient: 5-90% B in 3 min and hold for 4 min  
 Flow Rate: 0.6 mL/min  
 Temperature: Ambient  
 Detector: UV, 220 nm



**Polaris HPLC Columns**

Size (mm)	Particle Size (µm)	Polaris C18-A	Polaris C8-A	Polaris C18-Ether	Polaris C8-Ether	Polaris Amide C18	Polaris NH2*	Polaris Si-A*
50.0 x 250	10	A2002250X500						A2004250X500
30.0 x 100	5	A2000100X300						
30.0 x 3.0	3					A2007030X030		
21.2 x 250	10	A2002250X212				A2008250X212		A2004250X212
21.2 x 250	5	A2000250X212	A2010250X212	A2020250X212	A2030250X212	A2006250X212	A2013250X212	A2003250X212
21.2 x 150	5	A2000150X212						A2003150X046
21.2 x 100	5	A2000100X212						
21.2 x 50	5							A2003050X212
10.0 x 250	10					A2008250X100		
10.0 x 250	5	A2000250X100		A2020250X100	A2030250X100	A2006250X100	A2013250X100	
10.0 x 50	3			A2021050X100				
4.6 x 250	10	A2002250X046						A2003250X046
4.6 x 250	5	A2000250X046	A2010250X046	A2020250X046	A2030250X046	A2006250X046	A2013250X046	
4.6 x 200	5	A2000200X046						
4.6 x 150	5	A2000150X046	A2010150X046	A2020150X046	A2030150X046	A2006150X046	A2013150X046	A2003150X046
4.6 x 100	5	A2000100X046	A2010100X046			A2006100X046	A2013100X046	A2003100X046
4.6 x 50	5	A2000050X046		A2020050X046		A2006050X046	A2013050X046	A2003050X046
4.6 x 30	5	A2000030X046						
4.6 x 250	3	A2001250X046		A2021250X046	A2031250X046	A2007250X046	A2014250X046	A2005250X046
4.6 x 150	3	A2001150X046	A2011150X046			A2007150X046	A2014150X046	A2005150X046
4.6 x 100	3	A2001100X046	A2011100X046			A2007100X046	A2014100X046	A2005100X046
4.6 x 75	3	A2001075X046	A2011075X046					

\*Normal phase columns.

(Continued)



## Polaris HPLC Columns

Size (mm)	Particle Size (µm)	Polaris C18-A	Polaris C8-A	Polaris C18-Ether	Polaris C8-Ether	Polaris Amide C18	Polaris NH2*	Polaris Si-A*
4.6 x 50	3	A2001050X046		A2021050X046	A2031050X046	A2007050X046	A2014050X046	A2005050X046
4.6 x 30	3	A2001030X046						
4.0 x 250	5	A2000250X040	A2010250X040	A2020250X040	A2030250X040		A2013250X040	A2003250X040
4.0 x 150	5	A2000150X040	A2010150X040	A2020150X040	A2030150X040		A2013150X040	A2003150X040
4.0 x 125	5	A2000125X040	A2010125X040	A2020125X040	A2030125X040		A2013125X040	A2003125X040
3.0 x 250	5	A2000250X030	A2010250X030	A2020250X030	A2030250X030	A2006250X030	A2013250X030	A2005250X046
3.0 x 150	5	A2000150X030	A2010150X030	A2020150X030	A2030150X030	A2006150X030	A2013150X030	A2003150X030
3.0 x 100	5	A2000100X030	A2010100X030	A2020100X030	A2030100X030	A2006100X030	A2013100X030	A2003100X030
3.0 x 50	5	A2000050X030						A2003050X030
3.0 x 250	3	A2001250X030				A2007250X030	A2014250X030	A2003250X030
3.0 x 200	3	A2001200X030						
3.0 x 150	3	A2001150X030		A2021150X030		A2007150X030	A2014150X030	A2005150X030
3.0 x 100	3	A2001100X030				A2007100X030	A2014100X030	A2005100X030
3.0 x 50	3	A2001050X030		A2021050X030	A2031050X030	A2007050X030	A2014050X030	A2005050X030
3.0 x 30	3	A2001030X030	A2011030X030					
2.0 x 250	5	A2000250X020		A2020250X020	A2030250X020	A2006250X020	A2013250X020	A2003250X020
2.0 x 150	5	A2000150X020	A2010150X020	A2020150X020	A2030150X020	A2006150X020	A2013150X020	A2003150X020
2.0 x 100	5	A2000100X020				A2006100X020	A2013100X020	A2003100X020
2.0 x 50	5	A2000050X020	A2010050X020	A2020050X020	A2030050X020	A2006050X020	A2013050X020	A2003050X020
2.0 x 30	5	A2000030X020				A2006030X020	A2013030X020	A2003030X020
2.0 x 20	5	A2000020X020					A2013020X020	A2003020X020
2.0 x 250	3	A2001250X020	A2011250X020	A2021250X020	A2031250X020	A2007250X020	A2014250X020	A2005250X020
2.0 x 150	3	A2001150X020	A2011150X020	A2021150X020	A2031150X020	A2007150X020	A2014150X020	A2005150X020
2.0 x 100	3	A2001100X020		A2021100X020	A2031100X020	A2007100X020	A2014100X020	A2005100X020
2.0 x 75	3			A2021075X020				
2.0 x 50	3	A2001050X020	A2011050X020	A2021050X020	A2031050X020	A2007050X020	A2014050X020	A2005050X020
2.0 x 30	3	A2001030X020		A2021050X020		A2007030X020	A2014030X020	A2005030X020
2.0 x 20	3	A2001020X020					A2014020X020	A2005020X020

\*Normal phase columns.

**Polaris ChromSep Complete Cartridge Systems**








Hardware	Size (mm)	Particle Size (µm)	Polaris C18-A
<b>CS</b>	4.6 x 250	5	A2000250C046
<b>CS</b>	4.6 x 150	5	A2000150C046
<b>CS</b>	4.6 x 100	5	A2000100C046
<b>CS</b>	4.6 x 250	3	A2001250C046
<b>CS</b>	4.6 x 150	3	A2001150C046
<b>CS</b>	3.0 x 250	5	A2000250C030
<b>CS</b>	3.0 x 100	5	A2000100C030
<b>CS</b>	2.0 x 100	5	A2000100C020
<b>CS</b>	2.0 x 150	3	A2001150C020
<b>CS</b>	2.0 x 100	3	A2001100C020
<b>CS</b>	2.0 x 50	3	A2001050C020

**Polaris ChromSep Replacement Cartridges**

Hardware	Size (mm)	Particle Size (µm)	Unit	Polaris C18-A
<b>CS</b>	4.6 x 250	5		A2000250R046
			3/pk	A2000250T046
<b>CS</b>	4.6 x 150	5		A2000150R046
			3/pk	A2000150T046
<b>CS</b>	4.6 x 100	5		A2000100R046
			3/pk	A2000100T046
<b>CS</b>	4.6 x 150	3		A2001150R046
			3/pk	A2001150T046
<b>CS</b>	4.6 x 100	3		A2001100R046
			3/pk	A2001100T046
<b>CS</b>	3.0 x 150	5		A2000150R030
			3/pk	A2000150T030
<b>CS</b>	3.0 x 100	5		A2000100R030
			3/pk	A2000100T030
<b>CS</b>	3.0 x 100	3		A2001100R030
			3/pk	A2001100T030
<b>CS</b>	2.0 x 150	3		A2001150R020
			3/pk	A2001150T020
<b>CS</b>	2.0 x 50	3		A2001050R020
			3/pk	A2001050T020



## MetaGuard Columns

Hardware	Dimensions	Particle Size (µm)	Polaris C18-A	Polaris C8-A	Polaris C18-Ether	Polaris C8-Ether	Polaris Amide C18	Polaris NH2*	Polaris Si-A*
	4.6	10	A2002MG						A2004MG
	2.0	10					A2008MG2		A2004MG2
	4.6	5	A2000MG	A2010MG	A2020MG	A2030MG	A2006MG	A2013MG	A2003MG
	2.0	5	A2000MG2	A2010MG2	A2020MG2		A2006MG2	A2013MG2	A2003MG2
	4.6	3	A2001MG	A2011MG	A2021MG		A2007MG	A2014MG	A2005MG
	2.0	3	A2011MG2	A2011MG2	A2021MG2	A2031MG2	A2007MG2	A2014MG2	A2005MG2
	1.0	3	A2001MG1						

\*Normal phase columns.

## Agilent TC-C18(2) and HC-C18(2)

For cost-conscious chromatographers who need traditional LC columns and don't need the individual testing of ZORBAX, Pursuit or Polaris columns, the Agilent TC(2)/HC(2) columns provide an alternative.

### TC-C18(2)

Agilent TC-C18(2) is the ideal choice for complex natural product extract samples, traditional medicines and environmental samples or any sample where you need to analyze mixtures of polar and non-polar compounds, including strong basic compounds.

- Lower carbon load – 12%
- Ideal for polar compounds and gradient separations that start at low % organic or cover a wide organic range
- Good choice for samples dissolved in water, or mostly water
- Use with most common mobile phases, including formic acid, acetic acid, trifluoroacetic acid (TFA) and phosphate buffers with acetonitrile and methanol as the organic modifiers
- Excellent performance from pH 2-8

### HC-C18(2)

Agilent HC-C18(2) is a more retentive C18 with a higher carbon load. An excellent value alternative to other high carbon load columns, it also provides superior peak shape for basic compounds.

- Higher carbon load – 17% – provides greater retention for moderately polar and non-polar compounds
- Ideal for non-polar compounds and separations that start at mid-level % organic (at least greater than 10% organic)
- Good choice for industrial samples or samples dissolved in organic/mostly organic solvents
- Stable over a very wide pH range (2-9) for maximum flexibility

## Column Specifications

Bonded Phase	Pore Size	Surface Area	Temp. Limits	pH Range*	Endcapped	Carbon Load
TC-C18(2)	170Å	290 m <sup>2</sup> /g	60 °C	2.0-8.0	Yes	12%
HC-C18(2)	170Å	290 m <sup>2</sup> /g	60 °C	2.0-9.0	Yes	17%

Specifications represent typical values only.

## Agilent HC-C18(2) and TC-C18(2)

Description	Size (mm)	Particle Size (µm)	Part No.
Agilent HC-C18(2)	4.6 x 250	5	588905-902
Agilent HC-C18(2)	4.6 x 150	5	588915-902
Agilent TC-C18(2)	4.6 x 250	5	588925-902
Agilent TC-C18(2)	4.6 x 150	5	588935-902
Agilent HC-C18(2) guards, 2/pk	4.6 x 12.5	5	520518-904
Agilent TC-C18(2) guards, 2/pk	4.6 x 12.5	5	520518-905
Guard Hardware Kit			820999-901

## TIPS &amp; TOOLS

Don't forget, we have special offers throughout the year.

To learn more, visit [www.agilent.com/chem/specialoffers](http://www.agilent.com/chem/specialoffers)



## PLRP-S HPLC Columns

- Contain durable and resilient polymer particles that deliver reproducible results over longer lifetimes
- Thermally and chemically stable
- Comply with USP L21 designation
- Used in bioscience, chemical, clinical research, energy, environmental, food and agriculture, material science and pharmaceutical industries
- Pore sizes (100Å-4000Å) for separations of small molecules to large complexes and polynucleotides

The PLRP-S family of columns consists of a range of pore sizes and particle sizes, all with identical chemistry and fundamental adsorptive characteristics. The particles are inherently hydrophobic, therefore no bonded phase, alkyl ligand is required for reversed-phase separations. This gives a highly reproducible material that is free from silanols and heavy metal ions. Columns within the extensive product range are suitable for micro separations, including both bottom-up and top-down proteomics, analytical separations, and preparative purifications. In addition, process columns can be packed with bulk media.

### Column Specifications

pH Range	1-14
Buffer Content	Unlimited
Organic Modifier	1-100%
Temperature Limits	200 °C
Maximum Pressure	5-8 µm: 3000 psi (210 bar) 3 µm: 4000 psi (300 bar)

### PLRP-S Applications

Pore Size	Application
100Å	Small molecules/synthetic biomolecules
300Å	Recombinant peptides/proteins
1000Å	Large proteins
4000Å	DNA/high speed

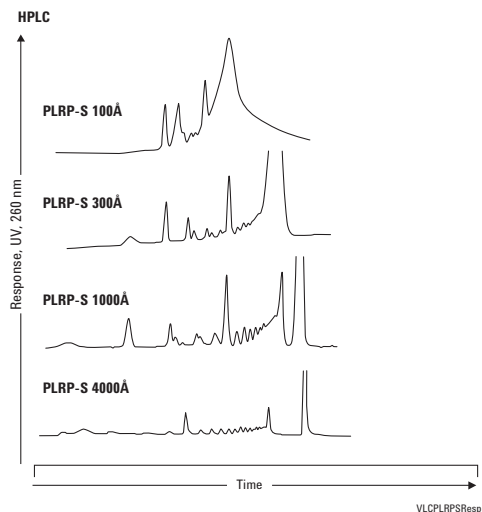
**HPLC of 25 bp DNA ladder**

**Column:** PLRP-S, 2.1 x 150 mm

Mobile Phase: A: 0.1 M TEAA  
B: 0.1 M TEAA in 50% water:50% ACN

Flow Rate: 200 µL/min

Gradient: 12.5-50% B in 150 min



**Polyethylene glycols**

**Column:** PLRP-S 100Å  
PL1111-3500  
4.6 x 150 mm, 5 µm

Mobile Phase: A: Water  
B: ACN

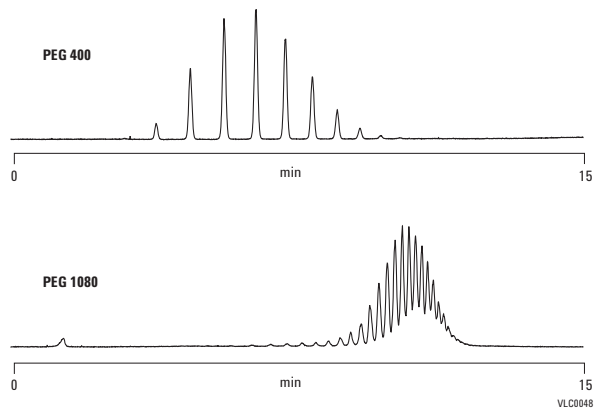
Gradient: 10-30% B in 12 min, held at 30% B for 3 min

Flow Rate: 1.0 mL/min

Injection Volume: 10 µL

Sample Conc: 1 mg/mL

Detector: ELS (neb=50 °C, evap=70 °C, gas=1.6 SLM)



**Exploiting chemical stability –  
NH<sub>4</sub>OH concentration**

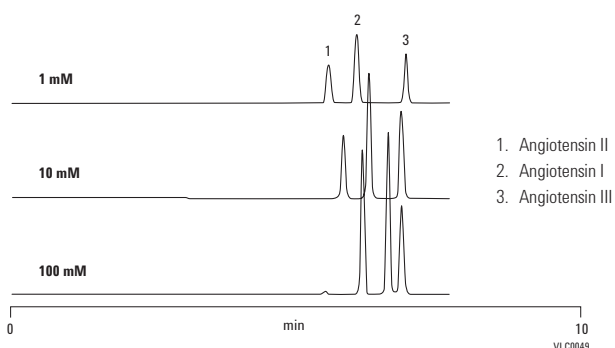
**Column:** PLRP-S 100Å  
PL1512-5500  
4.6 x 250 mm, 5 µm

**Mobile Phase:** A: NH<sub>4</sub>OH (various mM) in water  
B: NH<sub>4</sub>OH (various mM) in ACN

**Gradient:** Linear 10-100% B in 15 min

**Flow Rate:** 1.0 mL/min

**Detector:** ELS (neb=80 °C, evap=85 °C, gas=1.0 SLM)



**Alberta Peptide Institute test mix**

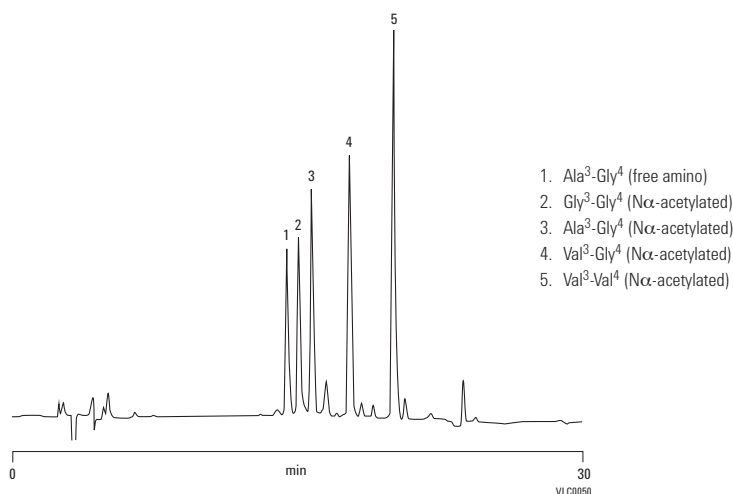
**Column:** PLRP-S 100Å  
PL1512-5500  
4.6 x 250 mm, 5 µm

**Mobile Phase:** A: 0.1% TFA in 99% water:1% ACN  
B: 0.1% TFA in 70% water:30% ACN

**Gradient:** 0-100% B in 30 min

**Flow Rate:** 1.0 mL/min

**Detector:** UV, 220 nm



**Large fibrous proteins**

**Column:** PLRP-S 300Å  
PL1512-3801  
4.6 x 150 mm, 8 µm

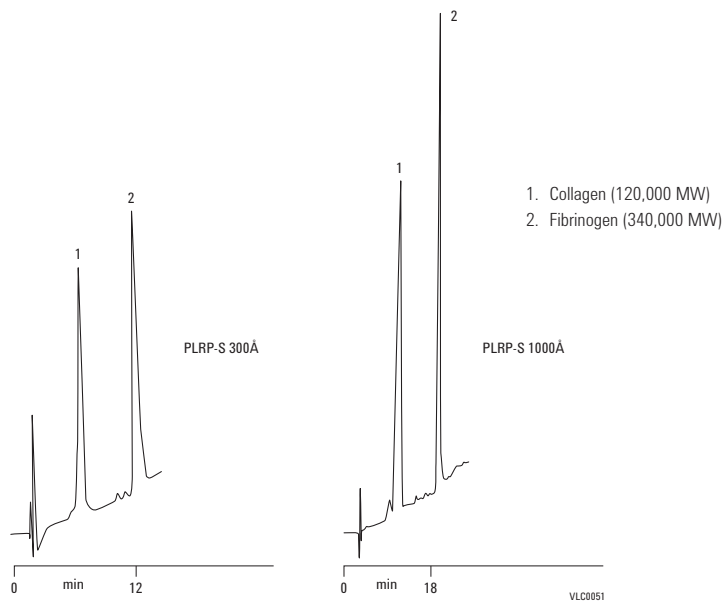
**Column:** PLRP-S 1000Å  
PL1512-3802  
4.6 x 150 mm, 8 µm

**Mobile Phase:** A: 0.25% TFA in water  
B: 0.25% TFA in 5% water:95% ACN



**Flow Rate:** 1.0 mL/min

**Gradient:** 20-60% B in 15 min

**Detector:** UV, 220 nm



PLRP-S HPLC Columns

Hardware	Size (mm)	Particle Size (µm)	PLRP-S 100Å USP L21	PLRP-S 300Å USP L21	PLRP-S 1000Å USP L21	PLRP-S 4000Å USP L21
	4.6 x 250	8	PL1512-5800	PL1512-5801	PL1512-5802	
	4.6 x 150	8	PL1512-3800	PL1512-3801	PL1512-3802	PL1512-3803
	4.6 x 50	8		PL1512-1801	PL1512-1802	PL1512-1803
	4.6 x 250	5	PL1512-5500	PL1512-5501		
	4.6 x 150	5	PL1111-3500	PL1512-3501		
	4.6 x 50	5	PL1512-1500	PL1512-1501	PL1512-1502	PL1512-1503
	4.6 x 150	3	PL1512-3300	PL1512-3301		
	4.6 x 50	3	PL1512-1300	PL1512-1301		
	2.1 x 250	8		PL1912-5801		
	2.1 x 150	8		PL1912-3801	PL1912-3802	PL1912-3803
	2.1 x 50	8		PL1912-1801	PL1912-1802	PL1912-1803
	2.1 x 250	5	PL1912-5500	PL1912-5501		
	2.1 x 150	5	PL1912-3500	PL1912-3501		
	2.1 x 50	5	PL1912-1500	PL1912-1501	PL1912-1502	PL1912-1503
	2.1 x 150	3	PL1912-3300	PL1912-3301		
	2.1 x 50	3	PL1912-1300	PL1912-1301		
	PLRP-S Guard Cartridges for 5 x 3 mm, 2/pk		PL1612-1801	PL1612-1801	PL1612-1801	PL1612-1801
	Guard Cartridge holder for 3.0 x 5.0 mm cartridges		PL1310-0016	PL1310-0016	PL1310-0016	PL1310-0016

\*Prep columns are also available for the PLRP-S family. Turn to pages 467-471



## Preparative HPLC Columns

### Flexible, cost-effective options for scaling and prep

Whether you are scaling up a routine analytical method, or maintaining precise separations throughout every phase of production, Agilent can help you rise to the challenge.

- Agilent Prep LC columns are a cost-effective prep solution designed for high loadability to purify milligram to gram quantities of product
- ZORBAX PrepHT columns are designed for rapid scale-up from the ZORBAX family of phases
- Scalable prep columns are also available for Pursuit and Polaris columns
- Bulk materials are available for all phases and can be ordered through Agilent's Custom Ordering Process, [www.agilent.com/chem/customlc](http://www.agilent.com/chem/customlc)

### Agilent Prep LC Columns

- High loadability for maximum sample purification
- Easy scalability from 4.6 up to 50 mm id for rapid method development
- High throughput 21.2 mm id cartridges for fast purification
- Exceptional column stability and loadability up to pH 10

Agilent Prep LC columns are designed for high loadability to purify milligram to gram quantities of products. Preparative sized columns are available in 21.2, 30, and 50 mm internal diameters with lengths ranging from 50-250 mm. Columns are available in 5 and 10  $\mu\text{m}$  particle sizes with very high efficiency in every dimension. These column choices accommodate almost every preparative sample.

Agilent Prep 21.2 mm id columns are available with Agilent's Preparative Cartridge Hardware. This reliable cartridge hardware makes it simple to use columns with different lengths to increase sample load. Guard columns are easily integrated onto these columns, providing superior protection of the analysis column. Analytical size 4.6 mm id scalar columns are available for method development and optimization prior to scaling up to larger columns. Bulk material is also available.

Agilent Prep columns are available in a C18 bonded phase suitable for purification of a wide variety of non-polar and polar compounds. Unbonded silica columns are also available.



Prep LC Columns

Column Specifications

Bonded Phase	Pore Size	Surface		pH Range	Endcapped	Carbon Load
		Area	Temp. Limits			
C18	100Å	400 m <sup>2</sup> /g	60 °C*	2.0-10.0	Single	24%
Silica	100Å	400 m <sup>2</sup> /g	**	1.0-8.0	N/A	N/A

Specifications represent typical values only.

\*Temperature limits are 60 °C up to pH 8, 40 °C from pH 8-10.

\*\*Temperature limits for bare silica are determined by the pH of the mobile phase.

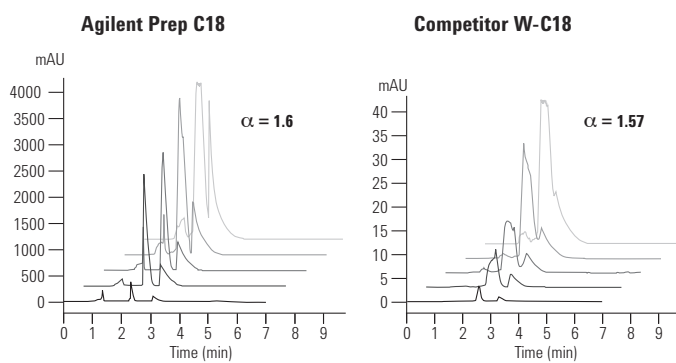
Superior loadability on Agilent Prep C18 with basic compounds

**Column:** Agilent Prep C18  
443905-902  
4.6 x 150 mm, 5 µm

**Mobile Phase:** 50% 0.1%TFA:50% ACN

**Flow Rate:** 1 mL/min

**Sample:** 10 µL  
Doxepin/Amitriptyline  
0.5-50 mg/mL



Agilent Prep columns show better resolution and loadability than competitor columns.

Steroids: Easy scalability using Agilent Prep columns

**Column A:** Agilent Prep C18  
443905-902  
4.6 x 150 mm, 5 µm

**Column B:** Agilent Prep C18  
443905-102  
21.2 x 150 mm, 5 µm

**Column C:** Agilent Prep C18  
413910-302  
30.0 x 150 mm, 10 µm

**Column D:** Agilent Prep C18  
413910-502  
50.0 x 150 mm, 10 µm

**Mobile Phase:** 55% Water:45% ACN

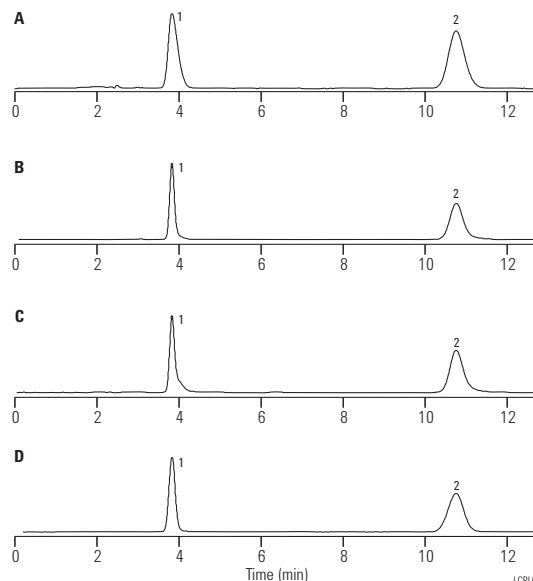
**Flow Rate:** 0.7 mL/min  
14.87 mL/min  
29.77 mL/min  
85.37 mL/min

**Temperature:** Ambient

**Detector:** 240 nm











**Sample:** 2 µL  
42.4 µL  
170 µL  
488 µL

- 1. Hydrocortisone
- 2. Testosterone (in MeOH @ 1mg/mL)



Agilent Prep C18 shows excellent scalability, making method transfer simple and predictable.

## Agilent Prep LC Columns

Hardware Description	Size (mm)	Particle Size		C18	Silica
			( $\mu\text{m}$ )		
<b>Standard Columns (no special hardware required)</b>					
Scalar	4.6 x 250	10		440910-902	440910-901
Scalar	4.6 x 150	10		443910-902	443910-901
Scalar	4.6 x 100	10		449910-902	
Scalar	4.6 x 250	5		440905-902	440905-901
Scalar	4.6 x 150	5		443905-902	443905-901
Scalar	4.6 x 100	5		449905-902	449905-901
Scalar	4.6 x 50	5		446905-902	446905-901
<b>PrepHT Cartridge Columns (require endfittings kit 820400-901)*</b>					
 PrepHT	21.2 x 250	10		410910-102	410910-101
 PrepHT	21.2 x 150	10		413910-102	413910-101
 PrepHT	21.2 x 50	10		446910-102	
 PrepHT	21.2 x 150	5		443905-102	443905-101
 PrepHT	21.2 x 100	5		449905-102	449905-101
 PrepHT	21.2 x 50	5		446905-102	446905-101
 PrepHT Endfittings, 2/pk				820400-901	820400-901
<b>Standard Columns (no special hardware required)</b>					
Prep 30	30.0 x 250	10		410910-302	410910-301
Prep 30	30.0 x 150	10		413910-302	413910-301
Prep 30	30.0 x 100	10		419910-302	419910-301
Prep 30	30.0 x 100	5		449905-302	449905-301
Prep 30	30.0 x 50	5		446905-302	446905-301
Prep 50	50.0 x 250	10		410910-502	410910-501
Prep 50	50.0 x 150	10		413910-502	413910-501
Prep 50	50.0 x 100	10		419910-502	419910-501
Prep 50	50.0 x 100	5		449905-502	449905-501
<b>Guard Columns (hardware required)</b>					
 PrepHT Guard Cartridges, 2/pk	21.2 x 10	10		420212-902	420212-901
 Guard Cartridge Hardware				820444-901	820444-901
 PrepHT External Guard Hardware Kit				420420-901	420420-901
Bulk Packing (1 kg)		10		420910-902	420910-901

\*All PrepHT cartridge columns require hardware kit P/N 820400-901. If a guard column is desired for the 21.2 mm id columns, the PrepHT Guard Hardware Kit, P/N 820444-901, is also required. If the guard column is used on a 30 mm id column then the external guard column hardware kit, P/N 420420-901, is required.



ZORBAX PrepHT Columns

### ZORBAX PrepHT

- Easy scale-up from analytical to preparative scale with ZORBAX phases
- Fast preparative separations, up to 2000 mg
- 5 to 7  $\mu\text{m}$  particles for high efficiency and high yield
- Easy to install finger-tight connections seal up to 5000 psi/350 bar
- Use to maintain selectivity of the analytical phase in your prep separations

High purity, high recovery and high throughput can be easily achieved with Agilent ZORBAX PrepHT columns. These are available in a variety of bonded phases – Eclipse XDB, StableBond, Bonus-RP, and Extend-C18 – for optimized resolution and loadability under any conditions.

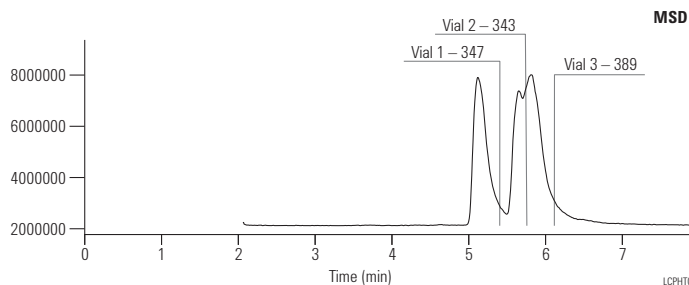
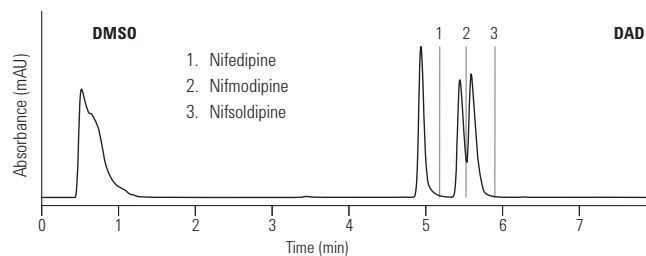
ZORBAX PrepHT columns are packed with 5 and 7  $\mu\text{m}$  particle sizes for very high resolution. The high resolution allows high loadability, high yield, and high purity of compounds. The larger diameter columns and mechanically stronger ZORBAX particles allow for flow rates up to 100 mL/min, thus increasing throughput.

ZORBAX PrepHT columns are designed for rapid scale-up from analytical to preparative scale without losing resolution. For complex separations on larger columns (21.2 mm id, 150 mm length and longer), Agilent has carefully chosen the 7  $\mu\text{m}$  particle size to achieve a balance between high efficiency and high loadability.

### High purity and high recovery with ZORBAX PrepHT columns

Sample: Antianginal drugs

Mass-based fraction collection using ZORBAX SB-C18 column shows high purity and high recovery of each compound (Application Note publication number 5988-7113EN). The separation of the three antianginal drugs was successfully done in a single run with high recovery and >90% purity. Separations up to 2000 mg are possible depending on the complexity of separation.



	Amount Nifedipine [mg]	Amount Nifmodipine [mg]	Amount Nifsoldipine [mg]		
<b>Fraction 1</b>	18.90	0.11	0.16	Purity Nifedipine	98.6%
<b>Fraction 2</b>	0.29	17.66	0.77	Purity Nifmodipine	94.4%
<b>Fraction 3</b>	0.49	1.66	18.36	Purity Nifsoldipine	89.5%
<b>Recovery [mg]</b>	19.68	19.43	19.29		
<b>Recovery [%]</b>	101.3	102.0	101.9		

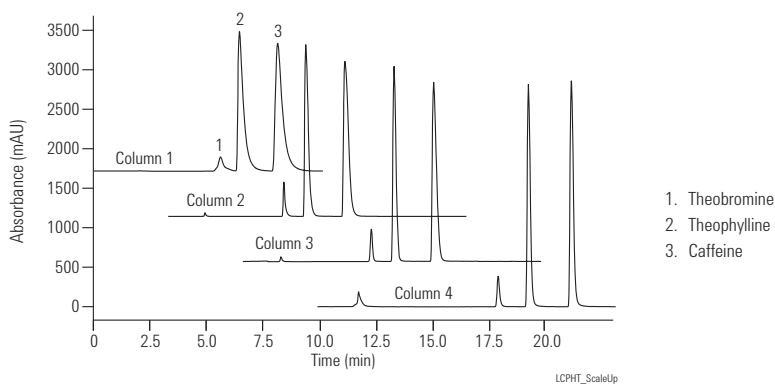
ZORBAX PrepHT columns are designed for rapid scale-up from analytical to preparative scale without losing resolution. For complex separations for larger columns (21.2 mm id and higher, 150 mm length and higher), Agilent has carefully chosen the 7  $\mu\text{m}$  particle size to achieve a balance between high efficiency and high loadability.

## Scale-up from analytical to prep ZORBAX SB-C18 columns using the same pump

Column	Size	Flow (mL/min)	Injection ( $\mu\text{L}$ )	Detector Cell	Part No.
Column 1	50 x 150 mm	100	2200	0.3 mm quartz	Custom Column
Column 2	21.2 x 150 mm	18	400	0.3 mm quartz	877150-102
Column 3	9.4 x 150 mm	3.5	80	0.3 mm quartz	883975-202
Column 4	4.6 x 150 mm	0.85	2.0	3 mm SS	883975-902

Using the same 1100 pump, a scale-up from 4.6 mm to 50 mm id was possible without any loss of resolution. This increases throughput by reducing the time required for redeveloping and adjusting the method.

## Scale-up to PrepHT



**ZORBAX PrepHT 80StableBond (require hardware 820400-901)**

Hardware	Description	Size (mm)	Particle Size (µm)	SB-C18 USP L1	SB-C8 USP L7	SB-Aq	SB-CN USP L10	SB-Phenyl USP L11
▲	PrepHT Cartridge	21.2 x 250	7	877250-102	877250-106	877250-114	877250-105	877250-112
▲	PrepHT Cartridge	21.2 x 150	7	877150-102	877150-106	877150-114		
▲	PrepHT Cartridge	21.2 x 150	5	870150-902	870150-906	870150-914		
▲	PrepHT Cartridge	21.2 x 100	5	870100-902	870100-906	870100-914		
▲	PrepHT Cartridge	21.2 x 50	5	870050-902	870050-906	870050-914		
▲	PrepHT Guard Cartridge, 2/pk	17.0 x 7.5	5	820212-920	820212-915	820212-933	820212-933	820212-915

**ZORBAX PrepHT 300StableBond (require hardware 820400-901)**

Hardware	Description	Size (mm)	Particle Size (µm)	300SB-C18 USP L1	300SB-C8 USP L7	300SB-C3 USP L56	300SB-CN USP L10
▲	PrepHT Cartridge	21.2 x 250	7	897250-102	897250-106	897250-109	897250-105
▲	PrepHT Cartridge	21.2 x 150	7	897150-102	897150-106	897150-109	
▲	PrepHT Cartridge	21.2 x 150	5	895150-902	895150-906	895150-909	
▲	PrepHT Cartridge	21.2 x 100	5	895100-902	895100-906	895100-909	
▲	PrepHT Cartridge	21.2 x 50	5	895050-902	895050-906	895050-909	
▲	PrepHT Guard Cartridge, 2/pk	17.0 x 7.5	5	820212-921	820212-918	820212-924	820212-924
	Guard Cartridge Hardware Includes guard column end fitting, polymeric seal, and seal insertion tool (seal holder and seal pusher)			820444-901	820444-901	820444-901	820444-901
	PrepHT Endfittings, 2/pk			820400-901	820400-901	820400-901	820400-901

**ZORBAX PrepHT Original (require hardware 820400-901)**

Hardware	Description	Size (mm)	Particle Size (µm)	ODS (C18) USP L1	C8 USP L7	CN USP L10	NH2 USP L8	SIL USP L3
▲	PrepHT Cartridge	21.2 x 250	7	877952-102	877952-106	877952-105	877952-108	877952-101
	PrepHT Endfittings, 2/pk			820400-901	820400-901	820400-901	820400-901	820400-901

**ZORBAX PrepHT Eclipse XDB (require hardware 820400-901)**

Hardware	Description	Size (mm)	Particle Size (µm)	Eclipse XDB-C18 USP L1	Eclipse XDB-C8 USP L7
▲	PrepHT Cartridge	21.2 x 250	7	977250-102	977250-106
▲	PrepHT Cartridge	21.2 x 150	7	977150-102	977150-106
▲	PrepHT Cartridge	21.2 x 150	5	970150-902	970150-906
▲	PrepHT Cartridge	21.2 x 100	5	970100-902	970100-906
▲	PrepHT Cartridge	21.2 x 50	5	970050-902	970050-906
▲	PrepHT Guard Cartridge, 2/pk	17.0 x 7.5	5	820212-925	820212-926
	Guard Cartridge Hardware Includes guard column end fitting, polymeric seal, and seal insertion tool (seal holder and seal pusher)			820444-901	820444-901
	PrepHT Endfittings, 2/pk			820400-901	820400-901

**ZORBAX PrepHT Bonus-RP and Extend-C18 (require hardware 820400-901)**

Hardware	Description	Size (mm)	Particle Size (µm)	Bonus-RP USP L60	Extend-C18 USP L1
▲	PrepHT Cartridge	21.2 x 250	7	878250-101	
▲	PrepHT Cartridge	21.2 x 150	7	878150-101	
▲	PrepHT Cartridge	21.2 x 150	5	868150-901	770150-902
▲	PrepHT Cartridge	21.2 x 100	5	868100-901	770100-902
▲	PrepHT Cartridge	21.2 x 50	5	868050-901	770050-902
▲	PrepHT Guard Cartridge, 2/pk	17.0 x 7.5	5	820212-928	820212-930
	Guard Cartridge Hardware Includes guard column end fitting, polymeric seal, and seal insertion tool (seal holder and seal pusher)			820444-901	820444-901
	PrepHT Endfittings, 2/pk			820400-901	820400-901

**ZORBAX PrepHT Rx-SIL (require hardware 820400-901)**

Hardware	Description	Size (mm)	Particle Size (µm)	Rx-SIL USP L3	Rx-C18 USP L1
▲	PrepHT Cartridge	21.2 x 250	7	877250-101	
▲	PrepHT Cartridge	21.2 x 250	7		877967-102
▲	PrepHT Guard Cartridge, 2/pk	17.0 x 7.5	5	820212-919	820212-914
	Guard Cartridge Hardware Includes guard column end fitting, polymeric seal, and seal insertion tool (seal holder and seal pusher)			820444-901	820444-901
	PrepHT Endfittings, 2/pk			820400-901	820400-901

**ZORBAX PrepHT Accessories**

Hardware	Description	Part No.
▲	Guard Cartridge Hardware	820444-901
▲	PrepHT Endfittings, 2/pk	820400-901
▲	Replacement Seals	820385-901



## Pursuit and Pursuit XRs Prep

- Prep-scalable columns for Pursuit and Pursuit XRs columns
- Particle sizes to 10  $\mu\text{m}$  and column diameters up to 50 mm
- High surface area silica

Pursuit and Pursuit XRs Prep columns are designed for high loadability with a high surface area.

### Natural products – capsaicin and dihydrocapsaicin on Pursuit XRs C18

**Column A:** Pursuit XRs C18  
A6001150X046  
4.6 x 150 mm, 3  $\mu\text{m}$

**Column B:** Pursuit XRs C18  
A6000150X046  
4.6 x 150 mm, 5  $\mu\text{m}$

**Column C:** Pursuit XRs C18  
A3002150X046  
4.6 x 150 mm, 10  $\mu\text{m}$

Mobile Phase:  $\text{CH}_3\text{CH}_2\text{H}_2\text{O}$  - 70:30

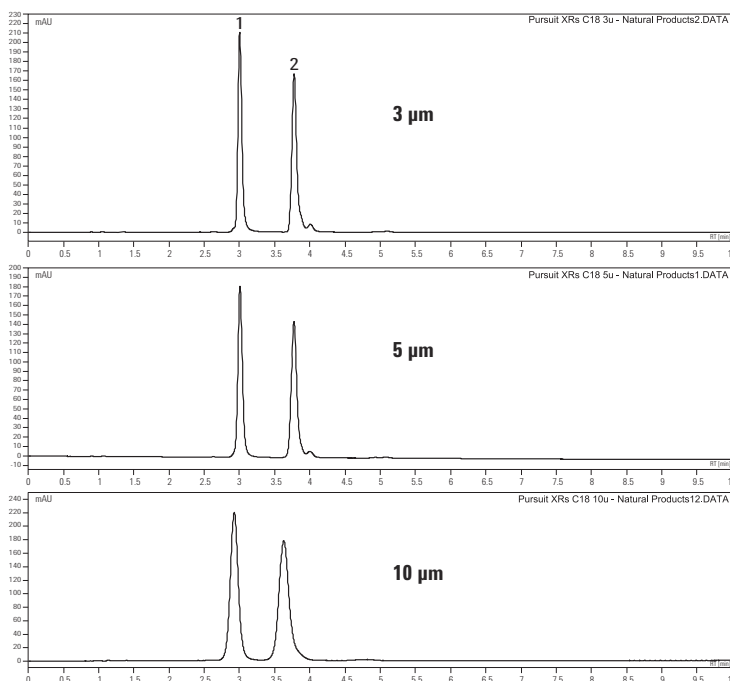
Flow Rate: 1.0 mL/min

Temperature: Ambient

Detector: 220 nm

Sample:  
1. Capsaicin  
2. Dihydrocapsaicin

Demonstrating an easy, linear scale-up of natural products from Pursuit XRs C18 3  $\mu\text{m}$  and 5  $\mu\text{m}$  analytical columns to a 10  $\mu\text{m}$  preparative column.



**Agilent Pursuit Prep Columns**

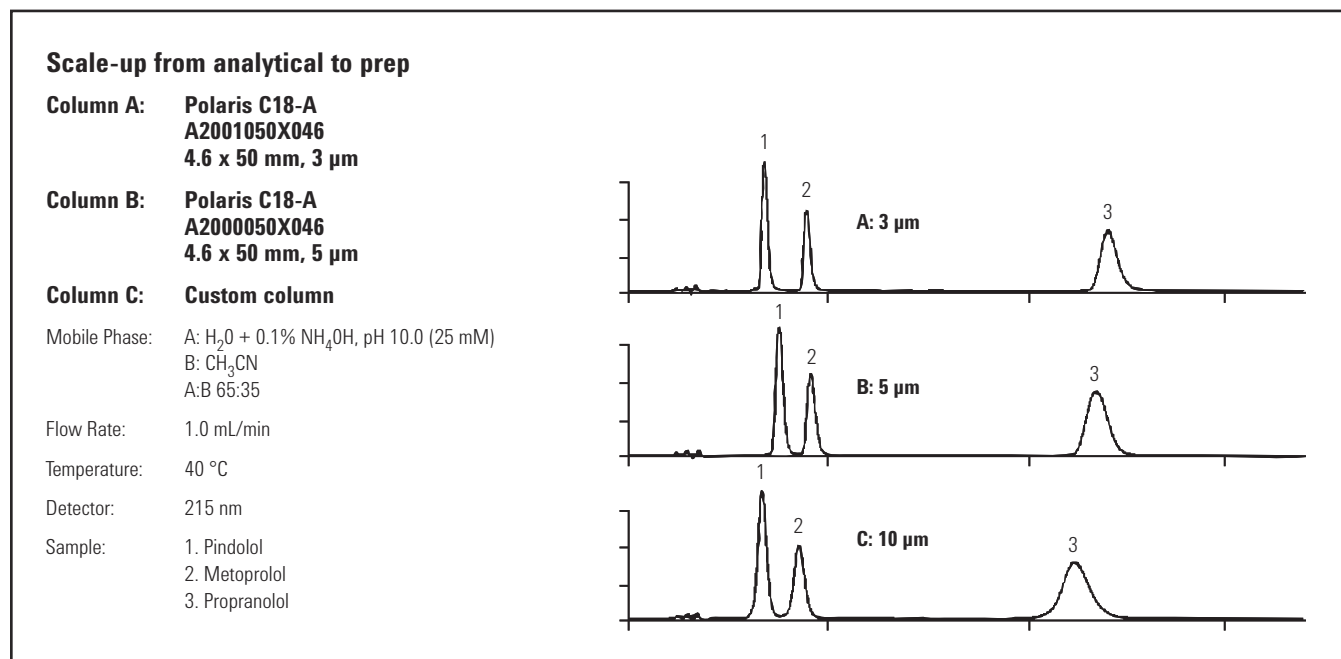
Size (mm)	Particle Size (µm)	Pursuit C18 USP L1	Pursuit C8 USP L7	Pursuit Diphenyl	Pursuit PFP
10.0 x 250	5	A3000250X100	A3030250X100	A3040250X100	A3050250X100
10.0 x 250	10	A6002250X100	A3032250X100		
21.2 x 250	10	A6002250X212			
21.2 x 250	10	A6002250X212	A3032250X212		

**Agilent Pursuit XRs Prep Columns**

Size (mm)	Particle Size (µm)	Pursuit XRs C18 USP L1	Pursuit XRs C8 USP L7	Pursuit XRs Diphenyl	Pursuit XRs Si USP L3
21.2 x 250	10	A6002250X212			A6004250X212
21.2 x 250	5	A6000250X212		A6020250X212	
21.2 x 150	5	A6000150X212	A6010150X212		
21.2 x 100	5	A6000100X212	A6010100X212	A6020100X212	
21.2 x 50	5	A6000050X212			
30.0 x 250	10	A6002250X300			A6004250X300
30.0 x 150	10	A6002150X300			
30.0 x 250	5	A6000250X300	A6010250X300		
30.0 x 150	5	A6000150X300			
30.0 x 100	5	A6000100X300			
50.0 x 250	10	A6002250X500		A6022250X500	A6004250X500

## Polaris Prep Columns

- Prep-scalable columns for Polaris phases
- 10.0 and 21.2 mm ids available, with particles up to 10  $\mu\text{m}$



### Polaris Prep Columns

Size (mm)	Particle Size ( $\mu\text{m}$ )	Polaris C18-A	Polaris C18-Ether	Polaris Amide C18	Polaris Si-A	Polaris C8-A	Polaris C8-Ether	Polaris NH2
10.0 x 250	5	A2000250X100	A2020250X100	A2006250X100		A2010250X100	A2030250X100	A2013250X100
21.2 x 250	5	A2000250X212	A2030250X212		A2003250X212	A2010250X212		A2013250X212
21.2 x 250	10	A2002250X212			A2004250X212			

## Bulk materials for prep

Agilent has bulk materials available for all phases. Most materials and quantities can be ordered through the Custom Column and Bulk Ordering process, and can be produced in multiple kg. quantities. Quotes are able to be delivered within 48 hours. Contact your Agilent product specialist for support in placing a custom order.

## Load & Lock Preparative HPLC Column Packing Systems



Load & Lock Columns

Agilent offers a complete range of Load & Lock column systems for laboratory and process preparative LC. They are designed to let you easily and quickly pack your own preparative high efficiency columns. This is the right solution for applications ranging in scale from development (multigrams) to production (multi-kilo) of pharmaceutical compounds, peptides, and natural products. Our Load & Lock columns have a unique fluid/sample distribution system to maximize productivity. The system provides dynamic axial compression (DAC) and static "locked" axial compression (SAC) and is designed for easy operation to deliver greater convenience.

### Laboratory Load & Lock Columns

- Mobile packing station supports three different column sizes
- Runs on compressed air with no need for a power supply
- Quick and easy packing and unpacking within minutes

Agilent's laboratory scale Load & Lock columns combine excellent packed-bed stability with enhanced flow distribution to deliver the highest quality purification possible with maximum speed, flexibility, and ease of operation. Three different column sizes are supported: 1 in, 2 in and 3 in id. Because the station is powered by compressed air, it is the perfect solution for hazardous environments. The quick-release single bolt clamp offers speedy and easy packing and unpacking within minutes.

### Load & Lock Preparative HPLC Column Packing Systems

Description	Water Jacket	Size (mm)	Part No.
Load & Lock 4001 Column	No	25.0 x 500	PCG93LL500X25
	Yes	25.0 x 500	PCG93LL500X25WJ
	Spare parts kit		PCG931AAKIT
Load & Lock 4002 Column	No	50.0 x 500	PCG93LL500X50
	Yes	50.0 x 500	PCG93LL500X50WJ
	Spare parts kit		PCG932AAKIT
Load & Lock 4003 Column	No	75.0 x 500	PCG93LL500X75
	Yes	75.0 x 500	PCG93LL500X75WJ
	Spare parts kit		PCG933AAKIT
Mobile packing station (air driven hydraulic)			PCG93LLSTAND123

## Columns for Other HPLC Techniques

### Reproducible results for Normal Phase and beyond

Agilent's extended family of HPLC columns support every technique, providing you with the Agilent quality you depend on for every application.

- ZORBAX HILIC Plus – good retention of small, polar analytes and high sensitivity for LC/MS – in Fast LC 1.8  $\mu\text{m}$  options
- ZORBAX normal phase columns – bonded and non-bonded silica packings
- ZORBAX ion-exchange columns – based on rugged ZORBAX Silica, stable from pH 2-7
- Hi-Plex columns for carbohydrate analysis – ligand-exchange columns
- Ultron ES Chiral columns – with two complimentary protein-based chiral stationary phases – are an excellent choice for enantiomeric separations. Ideal for many pharmacological applications.





## ZORBAX HILIC Plus

- HILIC column for good retention of small, polar analytes
- Based on Eclipse Plus silica for excellent peak shape
- High sensitivity for LC/MS applications
- Recommended for EPA Method 1694

Agilent ZORBAX HILIC Plus columns are for use in hydrophilic interaction chromatography (HILIC) applications, which are typically used for the retention and resolution of small polar compounds. HILIC Plus columns are non-bonded silica columns based on the high performance silica used in ZORBAX Eclipse Plus columns. This silica provides excellent peak shape, critical for many polar, basic analytes. These columns ship prepared for use in HILIC mode – containing acetonitrile:water – in order to reduce the extensive equilibration typically required for HILIC separations. HILIC Plus columns are available in a 3.5  $\mu\text{m}$  particle size for high resolution and in 2.1 and 4.6 mm id for compatibility with mass spectrometers or with standard UV detectors.

### Column Specifications

Phase	Pore Size	Surface Area	pH Range
Non-bonded silica	95Å	160 m <sup>2</sup> /g	0-8.0

Specifications represent typical values only.

### TIPS & TOOLS



Poroshell 120 HILIC is very similar to ZORBAX HILIC Plus.

Turn to page 228

### Separation of group 4 analytes in EPA 1694 on ZORBAX HILIC Plus column

**Column:** ZORBAX HILIC Plus  
959793-901  
2.1 x 100 mm, 3.5  $\mu$ m

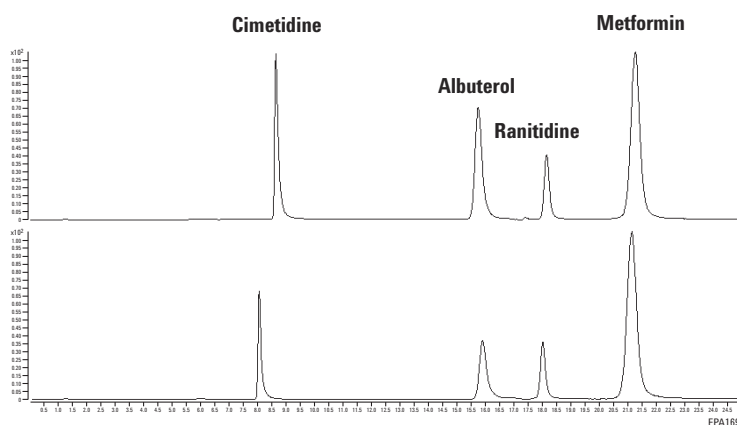
Mobile Phase: 90% Acetonitrile:10% Water

Flow Rate: 0.25 mL/min

Gradient: Linear gradient to 55% acetonitrile in 7 min  
Held at 55%

Temperature: 25 °C

Duplicate runs for column USCJP0004;  
10 min equilibration between two runs



### ZORBAX HILIC Plus

Description	Size (mm)	Particle Size ( $\mu$ m)	Part No.
Analytical	4.6 x 100	3.5	959961-901
Analytical	4.6 x 50	3.5	959943-901
Narrow Bore	2.1 x 100	3.5	959793-901
Narrow Bore	2.1 x 50	3.5	959743-901

### ZORBAX HILIC Plus RRHD, stable to 1200 bar

Size (mm)	Particle Size ( $\mu$ m)	Part No.
3.0 x 100	1.8	959758-301
3.0 x 50	1.8	959757-301
2.1 x 150	1.8	959759-901
2.1 x 100	1.8	959758-901
2.1 x 50	1.8	959757-901

### Poroshell 120 HILIC Plus

Size (mm)	Particle Size ( $\mu$ m)	Part No.
2.1 x 50	2.7	699775-901
2.1 x 100	2.7	695775-901
2.1 x 150	2.7	693775-901
3 x 50	2.7	699975-301
3 x 150	2.7	693975-301
4.6 x 50	2.7	699975-901
4.6 x 100	2.7	695975-901
4.6 x 150	2.7	693975-901

## ZORBAX Normal-Phase Columns

For normal-phase chromatography, the Agilent ZORBAX product line offers a choice of bonded and non-bonded silica packings.

### ZORBAX Rx-SIL

- Made from highly pure (> 99.995%) porous silica microspheres (pore size is the space between the solid silica microparticles)
- Available in 1.8 and 5  $\mu\text{m}$  particle sizes
- Stronger than other silica types
- Less acidic than ZORBAX SIL, lower metal content
- Low acidity and low metal content make ZORBAX Rx-SIL ideal for normal-phase separation of polar compounds that exhibit poor peak symmetry on more acidic silica
- Useful for very hydrophilic compounds with high organic mobile phases in HILIC mode

### ZORBAX Eclipse XDB-CN

- Made from highly pure Rx-SIL
- Excellent choice for normal-phase applications with basic compounds
- Equilibrates more rapidly than ZORBAX Rx-SIL and is used for many of the same normal-phase applications



## ZORBAX CN

- Cyanopropyltrimethylsilane monolayer bonded to ZORBAX SIL
- Equilibrates more rapidly than ZORBAX SIL, and used for many of the same normal-phase applications
- Less prone to fouling and less water sensitive than silica

## Pursuit XRs Si

- 100Å silica for higher surface area and good loadability
- 14.6% carbon load
- Available in 3 µm, 5 µm and 10 µm

## Polaris NH2

- 180Å silica for high surface area and loadability
- 5.5% carbon load
- Available in 3 µm, 5 µm, and 10 µm sizes
- Polar-modified with silanol shielding
- Designed for high-aqueous conditions

## Polaris Si-A

- 180Å silica with highest surface area and loadability
- Available in 3 µm, 5 µm, and 10 µm

### High resolution normal-phase separation of octylphenoxy ethanol surfactant on ZORBAX CN

**Column:** ZORBAX CN  
880952-705  
4.6 x 250 mm, 5 µm

**Mobile Phase:** Primary: Heptane  
Secondary: 2-Methoxyethanol/Isopropanol (50/50)

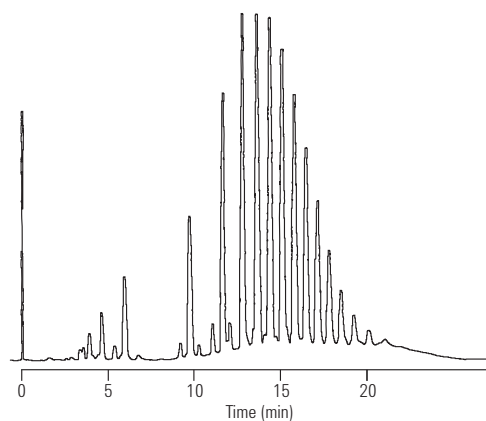
**Flow Rate:** 2 mL/min

**Gradient:** 2-20% Secondary in 10 min, Linear Hold at 20%

**Temperature:** 50 °C

**Detector:** 278 nm

**Sample:** Octylphenoxy (polyethylene oxy)  
Ethanol Surfactant (n=10)



Polaris ordering information can be found on pages 300-303

Pursuit ordering information can be found on pages 291-297

## ZORBAX NH2

- Amino-propyl silane phase bonded to ZORBAX SIL
- Used for normal-phase and weak anion-exchange, and reversed-phase HPLC of polar compounds
- Vitamins A and D are separated in the normal-phase mode
- Carbohydrates and sugars are separated in the reversed-phase mode

## Column Specifications










Phase	Pore Size	Surface Area	pH Range	Endcapped	Carbon Load
ZORBAX Rx-SIL	80Å	180 m <sup>2</sup> /g	0-8.0	No	
ZORBAX Eclipse XDB-CN	80Å	180 m <sup>2</sup> /g	2.0-8.0	Yes	4.3%
ZORBAX SIL	70Å	300 m <sup>2</sup> /g	0-8.0	No	
ZORBAX CN	70Å	300 m <sup>2</sup> /g	2.0-7.0	Yes	7%
ZORBAX NH2	70Å	300 m <sup>2</sup> /g	2.0-7.0	Yes	4%

## TIPS &amp; TOOLS



Pursuit XRs Silica is another choice for normal-phase chromatography. For more information, see pages 295-296.









## Normal-Phase Columns Based on ZORBAX Rx-SIL

Hardware	Description	Size (mm)	Particle Size (µm)	Rx-SIL** USP L3	Eclipse XDB-CN USP L10
<b>Standard Columns (no special hardware required)</b>					
	Semi-Prep	9.4 x 250	5	880975-201	
	Analytical	4.6 x 250	5	880975-901	990967-905*
	Analytical	4.6 x 150	5	883975-901	993967-905*
	Rapid Resolution HT, 600 bar	4.6 x 100	1.8	828975-901	
	Rapid Resolution HT, 600 bar	4.6 x 50	1.8	827975-902	
	Rapid Resolution HT, 600 bar	3.0 x 100	1.8	828975-301	
	Rapid Resolution HT, 600 bar	3.0 x 50	1.8	827975-301	
	Narrow Bore	2.1 x 150	5	883700-901	993700-905*
	Rapid Resolution HT, 600 bar	2.1 x 100	1.8	828700-901	
	Rapid Resolution HT, 600 bar	2.1 x 50	1.8	827700-901	
<b>Guard Columns (hardware required)</b>					
	Guard Cartridge, 2/pk	9.4 x 15	5	820675-119	
	Guard Cartridge, 4/pk	4.6 x 12.5	5	820950-919	820950-935
	Guard Cartridge, 4/pk	2.1 x 12.5	5	821125-919	821125-935
	Guard Hardware Kit	9.4 x 15		840140-901	
	Guard Hardware Kit			820999-901	820999-901
<b>PrepHT Cartridge Columns (require endfittings kit 820400-901)</b>					
	PrepHT Cartridge	21.2 x 250	7	877250-101	
	PrepHT Endfittings, 2/pk			820400-901	
	PrepHT Guard Cartridge, 2/pk	17.0 x 7.5	5	820212-919	
	Guard Cartridge Hardware			820444-901	

\*These columns ship containing reversed-phase solvents. Flush with isopropanol before using normal-phase solvents.

\*\*These columns can also be used in HILIC mode.

Normal-Phase Columns Based on ZORBAX Original SIL

Hardware	Description	Size (mm)	Particle Size (µm)	SIL USP L3	CN USP L10	NH2 USP L8	Carbohydrate Analysis*
<b>Standard Columns (no special hardware required)</b>							
	Semi-Prep	9.4 x 250	5	880952-201	880952-205	880952-208	
	Analytical	4.6 x 250	5	880952-701	880952-705	880952-708	840300-908
	Analytical	4.6 x 150	5	883952-701	883952-705	883952-708	843300-908
	Narrow Bore	2.1 x 50	5			860700-708	
<b>Guard Columns (hardware required)</b>							
	Guard Cartridge, 2/pk	9.4 x 15	5	820675-119	820675-111	820675-111	
	Guard Cartridge, 4/pk	4.6 x 12.5	5	820950-901	820950-905	820950-908	820950-908
	Guard Cartridge, 4/pk	2.1 x 12.5	5				
	Guard Hardware Kit	9.4 x 15		840140-901	840140-901	840140-901	
	Guard Hardware Kit			820999-901	820999-901	820999-901	820999-901
<b>PrepHT Cartridge Columns (require endfittings kit 820400-901)</b>							
	PrepHT Cartridge	21.2 x 250	7	877952-101	877952-105	877952-108	
	PrepHT Endfittings, 2/pk			820400-901	820400-901	820400-901	
	Guard Cartridge Hardware			820444-901			

\*Columns ship in acetonitrile:water and are tested with a mix of sugars.



**Pursuit XRs Si, USP L3**

Size (mm)	Particle Size ( $\mu\text{m}$ )	Part No.
<b>Semi-Prep Scale</b>		
10.0 x 250	10	A6004250X100
<b>Analytical Scale</b>		
4.6 x 250	10	A6004250X046
4.6 x 100	5	A6006100X046
4.6 x 50	5	A6006050X046
4.6 x 100	3	A6005100X046
4.6 x 50	3	A6005050X046
2.1 x 100	5	A6006100X021
2.0 x 50	3	A6005050X020
<b>Prep Scale</b>		
50.0 x 250	10	A6004250X500
30.0 x 250	10	A6004250X300
21.2 x 250	10	A6004250X212

**Polaris HPLC Columns**







Size (mm)	Particle Size ( $\mu\text{m}$ )	Polaris NH2	Polaris Si-A
50.0 x 250	10		A2004250X500
21.2 x 250	10		A2004250X212
21.2 x 250	5	A2013250X212	A2003250X212
21.2 x 150	5		A2003150X046
21.2 x 50	5		A2003050X212
10.0 x 250	5	A2013250X100	

(Continued)

## Polaris HPLC Columns

Size (mm)	Particle Size (µm)	Polaris NH2	Polaris Si-A
4.6 x 250	10		A2003250X046
4.6 x 250	5	A2013250X046	
4.6 x 150	5	A2013150X046	A2003150X046
4.6 x 100	5	A2013100X046	A2003100X046
4.6 x 50	5	A2013050X046	A2003050X046
4.6 x 250	3	A2014250X046	A2005250X046
4.6 x 150	3	A2014150X046	A2005150X046
4.6 x 100	3	A2014100X046	A2005100X046
4.6 x 50	3	A2014050X046	A2005050X046
4.0 x 250	5	A2013250X040	A2003250X040
4.0 x 150	5	A2013150X040	A2003150X040
4.0 x 125	5	A2013125X040	A2003125X040
3.0 x 250	5	A2013250X030	A2005250X046
3.0 x 150	5	A2013150X030	A2003150X030
3.0 x 100	5	A2013100X030	A2003100X030
3.0 x 50	5		A2003050X030
3.0 x 250	3	A2014250X030	A2003250X030
3.0 x 150	3	A2014150X030	A2005150X030
3.0 x 100	3	A2014100X030	A2005100X030
3.0 x 50	3	A2014050X030	A2005050X030
2.0 x 250	5	A2013250X020	A2003250X020
2.0 x 150	5	A2013150X020	A2003150X020
2.0 x 100	5	A2013100X020	A2003100X020
2.0 x 50	5	A2013050X020	A2003050X020
2.0 x 30	5	A2013030X020	A2003030X020
2.0 x 20	5	A2013020X020	A2003020X020
2.0 x 250	3	A2014250X020	A2005250X020
2.0 x 150	3	A2014150X020	A2005150X020
2.0 x 100	3	A2014100X020	A2005100X020
2.0 x 50	3	A2014050X020	A2005050X020
2.0 x 30	3	A2014030X020	A2005030X020
2.0 x 20	3	A2014020X020	A2005020X020

## MetaGuard Columns

Hardware	Dimensions	Particle Size (µm)	Polaris NH2	Polaris Si-A
	4.6	10		A2004MG
	2.0	10		A2004MG2
	4.6	5	A2013MG	A2003MG
	2.0	5	A2013MG2	A2003MG2
	4.6	3	A2014MG	A2005MG
	2.0	3	A2014MG2	A2005MG2

## Ion-Exchange Columns

### ZORBAX Ion-Exchange Columns – SAX and SCX

- ZORBAX SAX and 300SCX columns are based on rugged ZORBAX silica
- Stable from pH 2-7
- Provide high efficiency, rapid separations
- Compatible with organic mobile phase modifiers

Agilent ZORBAX Strong Ion-Exchange columns are available as both Strong Anion-Exchange (SAX) and Strong Cation-Exchange (300SCX) columns. Each column is packed with bonded, 5 µm, spherical silica particles for optimum efficiency.

ZORBAX SAX packing has a permanently bonded quaternary amine. A trifunctional organo-silane reagent is used in producing this packing to maximize its stability with aqueous mobile phases. This column is ideal for separation of water-soluble compounds such as aromatic and aliphatic carboxylic acids and sulfonic acids.

ZORBAX SCX packing has 300Å pore size silica particles chemically bonded to an aromatic sulfonic acid group. This column is used for separations of basic, water-soluble compounds and bio-molecules.

#### Column Specifications

Bonded Phase	Pore Size	Surface Area	pH Range	Functionality	Max Pressure
ZORBAX SAX	70Å	300 m <sup>2</sup> /g	2.0-7.0	Quaternary amine	350 bar
ZORBAX 300SCX	300Å	50 m <sup>2</sup> /g	2.0-7.0	Sulfonic acid	350 bar

Specifications represent typical values only.

**Cough/cold remedies on ZORBAX 300SCX**

**Column:** ZORBAX 300SCX  
880952-704  
4.6 x 250 mm, 5 µm


Mobile Phase: 100 mM NaH<sub>2</sub>PO<sub>4</sub> (pH 6.5)

Flow Rate: 3 mL/min

Temperature: 20 °C

Detector: 210 nm

Sample: Cold remedies



1. Pyrilamine
2. Theophylline
3. Glyceryl Guaiacolate
4. Caffeine
5. Phenylephrine

**ZORBAX Ion-Exchange Columns – SAX and SCX**

Description	Size (mm)	Particle Size (µm)	Particle Size	
			SAX	300SCX
Semi-preparative	9.4 x 250	5	880952-203	880952-204
Analytical	4.6 x 250	5	880952-703	880952-704
Analytical	4.6 x 250	5		880952-714*
Analytical	4.6 x 150	5	883952-703	883952-704
Analytical	4.6 x 150	5		883952-714*
Analytical	4.6 x 50	5		846952-704
Solvent Saver	3.0 x 50	5		860700-304
Narrow Bore	2.1 x 150	5		883700-704
Narrow Bore	2.1 x 150	5		883700-714*
Narrow Bore	2.1 x 50	5		860700-704
Guard Hardware Kit			820999-901	820999-901

\*These columns have been modified to provide less retention, for those who desire that in their application.



## Hi-Plex Columns for Carbohydrate Analysis

- Agilent's recommended column for accurate, low-pressure analysis of typical carbohydrates, providing leading-edge features for reliable quantitative and qualitative analysis
- Enable reduced column operating pressures for repeatable performance and longer column life
- Wide range of ligand counter ions and column configurations meet requirements of challenging organic applications
- Simplified HPLC system requirements through isocratic separation capabilities; excellent batch-to-batch reproducibility for ultimate confidence in your results
- Can be used with water or diluted acid as an eluent
- Available in 8  $\mu\text{m}$  and 10  $\mu\text{m}$  particle sizes in a range of choices for USP media types – L17, L19, L34 and L58

The least complicated LC methods for detecting sugars, sugar alcohols and organic acids call for ligand-exchange columns with a simple mobile phase. However, the wide particle size distribution of conventional resins can lead to high backpressures and reduced productivity.

Hi-Plex columns are engineered with monodisperse sulfonated particles, creating a high-performance media uniquely suited to stringent USP methods for analyzing carbohydrates, alcohols and organic acids. Unlike the ZORBAX NH<sub>2</sub> column used for carbohydrate analysis with an acetonitrile:water mobile phase, Hi-Plex ligand-exchange columns provide more resolution for mono- and disaccharides due to the interaction of the hydroxyl groups with the metal ion associated with the cation-exchange functionality of the sulfonic acid group.



### Column Specifications

Bonded Phase	Temperature Range	Flow Rate (mL/min)	Eluent
Hi-Plex Ca	80-90 °C	0.6	Water
Hi-Plex Ca USP L19	80-90 °C	0.3	Water
Hi-Plex Pb	70-90 °C	0.6	Water
Hi-Plex H for carbohydrates	60-70 °C	0.6	Water
Hi-Plex H for organic acids	40-60 °C	0.6	Dilute Acid
Hi-Plex Ca (Duo)	80-90 °C	0.6	Water
Hi-Plex K	80-90 °C	0.6	Water
Hi-Plex Na (Octo)	80-90 °C	0.6	Water, Sodium Hydroxide
Hi-Plex Na	80-90 °C	0.3	Water

## Hi-Plex Column Selection

USP methods specify the type of HPLC media and column dimensions which should be used for the analysis. The Hi-Plex product range has four materials that comply with USP definitions.

### Media Type L17

Strong cation-exchange resin consisting of sulfonated, cross-linked styrene-divinylbenzene copolymer in the hydrogen form, 7 to 11  $\mu\text{m}$  in diameter – Hi-Plex H.

### Media Type L19

Strong cation-exchange resin consisting of sulfonated, cross-linked styrene-divinylbenzene copolymer in the calcium form, 9  $\mu\text{m}$  in diameter – Hi-Plex Ca and Hi-Plex Ca (Duo).

### Media Type L34

Strong cation-exchange resin consisting of sulfonated, cross-linked styrene-divinylbenzene copolymer in the lead form, about 9  $\mu\text{m}$  in diameter – Hi-Plex Pb.

### Media Type L58

Strong cation-exchange resin consisting of sulfonated, cross-linked styrene-divinylbenzene copolymer in the sodium form, 6 to 30  $\mu\text{m}$  diameter – Hi-Plex Na and Hi-Plex Na (Octo).

In addition to the standard column sizes, the media is also packed in specific column dimensions for different USP methods, including sugar alcohol analysis.

For some application areas there are several column options, and the choice of the most appropriate Hi-Plex media will depend on sample matrix and exact carbohydrate composition.

## Hi-Plex Column Selection

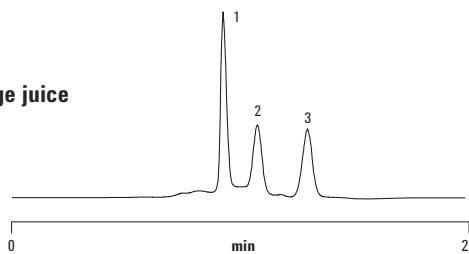
Application Area	Recommended Column
USP Methods Specifying L17 Media	Hi-Plex H
USP Methods Specifying L19 Media	Hi-Plex Ca and Hi-Plex Ca (Duo)
USP Methods Specifying L34 Media	Hi-Plex Pb
USP Methods Specifying L58 Media	Hi-Plex Na and Hi-Plex Na (Octo)
Mono- and Disaccharides	Hi-Plex Ca
	Hi-Plex Pb
	Hi-Plex H
	Hi-Plex Na (Octo)
Anomer Separations	Hi-Plex Ca
Organic Acids	Hi-Plex H
Alcohols	Hi-Plex Ca
	Hi-Plex K
	Hi-Plex H
	Hi-Plex Pb
Adulteration of Food and Beverages	Hi-Plex Ca and Hi-Plex Pb
Food Additives	Hi-Plex Ca and Hi-Plex Pb
Dairy Products	Hi-Plex Ca and Hi-Plex H
Sweetened Dairy Products	Hi-Plex Pb
Confectionery	Hi-Plex Ca and Hi-Plex Pb
Fruit Juice	Hi-Plex Ca
Wine	Hi-Plex H
Wood Pulp Hydrolysates (cellulose/hemi-cellulose)	Hi-Plex Pb
Fermentation Monitoring	Hi-Plex H
Oligosaccharides	Hi-Plex Na
Samples with High Salt Content (molasses)	Hi-Plex Na (Octo)
Oligosaccharides <Dp5 with Monosaccharides	Hi-Plex Ca (Duo)
Corn Syrups	Hi-Plex Na

**Analysis of fruit juice**

**Column:** Hi-Plex Ca  
 PL1170-6810  
 7.7 x 300 mm, 8 µm

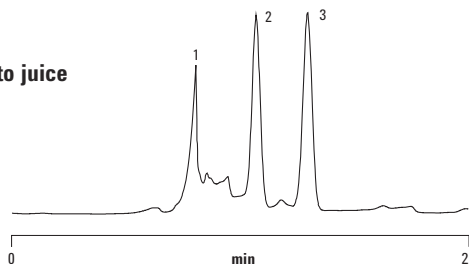
Mobile Phase: Water  
 Flow Rate: 0.6 mL/min  
 Temperature: 85 °C  
 Detector: RI

**Orange juice**

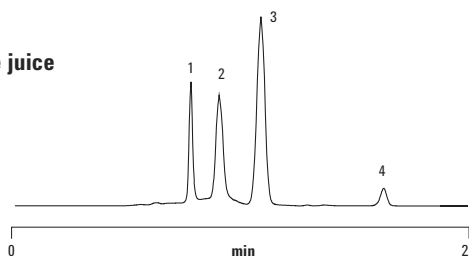


- 1. Sucrose
- 2. Glucose
- 3. Fructose
- 4. Sorbitol

**Tomato juice**



**Apple juice**



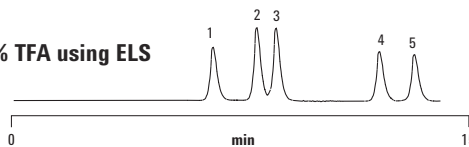
VLC0009

**Organic acid analysis**

**Column:** Hi-Plex H  
 PL1170-6830  
 7.7 x 300 mm, 8 µm

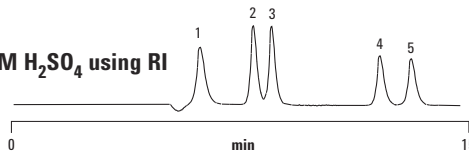
Mobile Phase: Water with acid as specified  
 Flow Rate: 0.6 mL/min  
 Temperature: 60 °C  
 Detector: ELS (neb=80 °C,  
 evap=90 °C,  
 gas=0.7 SLM), RI

**0.1% TFA using ELS**



- 1. Oxalic acid
- 2. Citric acid
- 3. Tartaric acid
- 4. Succinic acid
- 5. Lactic acid

**5 mM H<sub>2</sub>SO<sub>4</sub> using RI**



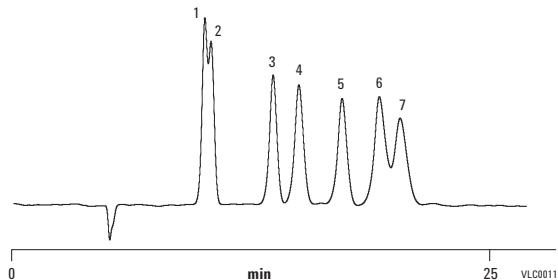
VLC0010

**USP methods for sugar alcohols**

**Column:** Hi-Plex Ca USP L19  
 PL1570-5810  
 4.0 x 250 mm, 8 µm

Mobile Phase: Water  
 Flow Rate: 0.3 mL/min  
 Temperature: 60 °C  
 Detector: RI

- 1. Iso-erythritol
- 2. Adonitol
- 3. Arabitol
- 4. Mannitol
- 5. Xylitol
- 6. Dulcitol
- 7. Sorbitol

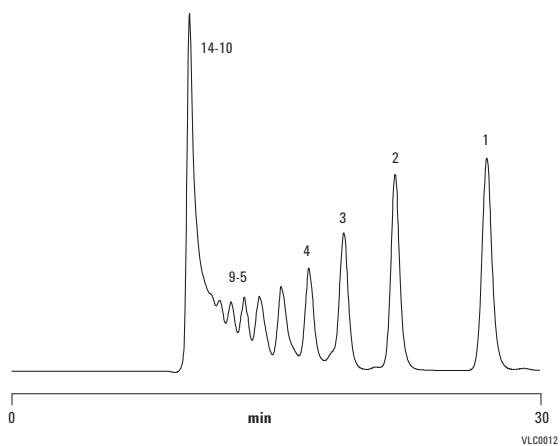


**Corn syrup, Hi-Plex**

**Column:** Hi-Plex Na  
 PL1171-6140  
 7.7 x 300 mm, 10 µm

Mobile Phase: Water  
 Pressure: 11 bar  
 Flow Rate: 0.3 mL/min  
 Temperature: 80 °C  
 Detector: RI

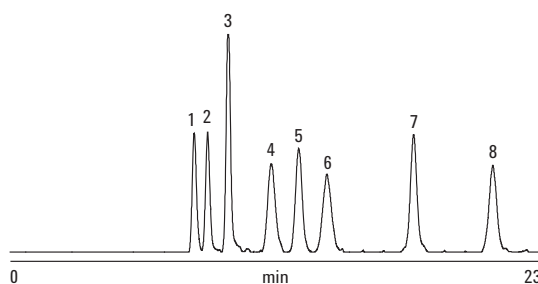
- 1. Dp1
- 2. Dp2
- 3. Dp3
- 4. Dp4
- 5. Dp5
- 6. Dp6
- 7. Dp7
- 8. Dp8
- 9. Dp9
- 10. Dp10
- 11. Dp11
- 12. Dp12
- 13. Dp13
- 14. Dp14



### Analysis of sweeteners on Hi-Plex Ca columns

**Column:** Hi-Plex Ca  
**PL1170-6810**  
**7.7 x 300 mm, 8 µm**

Mobile Phase: Water  
 Flow Rate: 0.6 mL/min  
 Temperature: 85 °C  
 Detector: ELSD



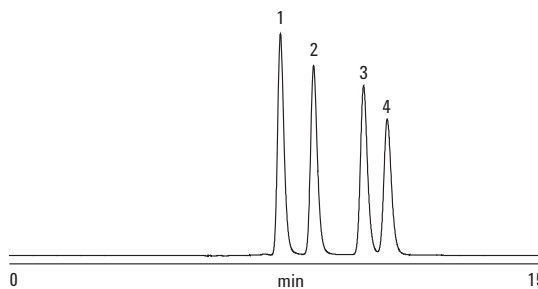
1. Stachyose
2. Raffinose
3. Sucrose
4. Glucose
5. Galactose
6. Fructose
7. Mannitol
8. Sorbitol

Hi-Plex Ca columns are ideal for analyzing most sweeteners, including glucose and fructose (monosaccharides), sucrose (disaccharide), and mannitol and sorbitol (sugar alcohols).

### Analysis of carbohydrates on Hi-Plex H columns

**Column:** Hi-Plex H  
**PL1170-6830**  
**7.7 x 300 mm, 8 µm**

Mobile Phase: Water  
 Flow Rate: 0.6 mL/min  
 Temperature: 70 °C  
 Detector: RI



1. Maltotriose
2. Lactose
3. Glucose
4. Fructose

For carbohydrate analysis of samples containing high levels of organic acids, Hi-Plex H columns deliver sharp, reproducible peaks. Note, however, that some sugars (such as raffinose) can undergo acid hydrolysis even when water is used as the eluent.

**Analysis of sugars with high sodium matrix**

**Column:** Hi-Plex Na (Octo)  
 PL1170-6840  
 7.7 x 300 mm, 8 µm

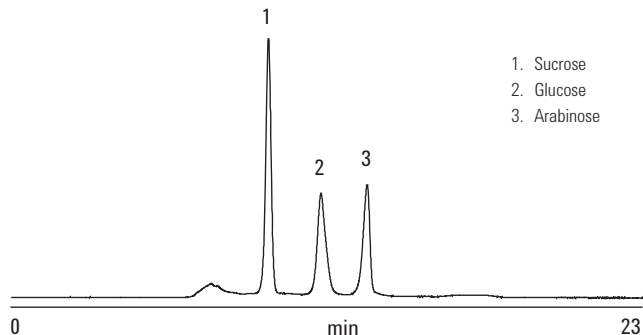
Mobile Phase: 0.015 M NaOH

Flow Rate: 0.6 mL/min

Temperature: 85 °C

Detector: RI

Food products containing high levels of sodium ions are best analyzed with Hi-Plex Na (Octo) columns. This saves time when sodium hydroxide is used as the eluent with PAD, because it eliminates the need for the post-column addition of sodium hydroxide.

**USP method for sorbitol**

**Column:** Hi-Plex Pb USP L34  
 PL1170-2820  
 7.7 x 100 mm, 8 µm

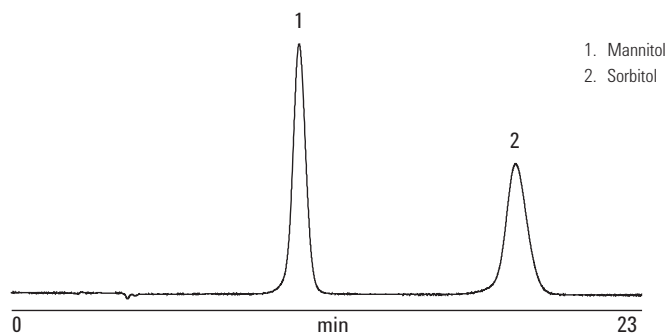
Mobile Phase: Water

Flow Rate: 0.7 mL/min

Temperature: 50 °C

Detector: RI

USP method for sorbitol – a sugar alcohol and alternative sweetener – using mannitol as the internal standard. Hi-Plex Pb columns are recommended for alcoholic drinks that also contain glycerol, as well as sweetened dairy-based food products.



## Hi-Plex Columns for Carbohydrate Analysis

Description	Size (mm)	Particle Size ( $\mu\text{m}$ )	Crosslink Content (%)	Counter Ion	Part No.
Hi-Plex Ca USP L19	4.0 x 250	8	8	Ca <sup>2+</sup>	PL1570-5810
Hi-Plex Ca (Duo)	6.5 x 300	8	8	Ca <sup>2+</sup>	PL1F70-6850
Hi-Plex Ca	7.7 x 300	8	8	Ca <sup>2+</sup>	PL1170-6810
Hi-Plex Pb USP L34	7.7 x 100	8	8	Pb <sup>2+</sup>	PL1170-2820
Hi-Plex Pb	7.7 x 300	8	8	Pb <sup>2+</sup>	PL1170-6820
Hi-Plex K	7.7 x 300	8	8	K <sup>+</sup>	PL1170-6860
Hi-Plex H	6.5 x 300	8	8	H <sup>+</sup>	PL1F70-6830
Hi-Plex H	7.7 x 300	8	8	H <sup>+</sup>	PL1170-6830
Hi-Plex H USP L17	7.7 x 100	8	8	H <sup>+</sup>	PL1170-2823
Hi-Plex Na	7.7 x 300	10	4	Na <sup>+</sup>	PL1171-6140
Hi-Plex Na (Octo)	7.7 x 300	8	8	Na <sup>+</sup>	PL1170-6840

## Hi-Plex Guard Columns

Description	Size (mm)	Particle Size ( $\mu\text{m}$ )	Crosslink Content (%)	Counter Ion	Part No.
Hi-Plex Ca	7.7 x 50	8	8	Ca <sup>2+</sup>	PL1170-1810
Hi-Plex Ca (Duo)	7.7 x 50	8	8	Ca <sup>2+</sup>	PL1170-1850
Hi-Plex Pb	7.7 x 50	8	8	Pb <sup>2+</sup>	PL1170-1820
Hi-Plex K	7.7 x 50	8	8	K <sup>+</sup>	PL1170-1860
Hi-Plex H	7.7 x 50	8	8	H <sup>+</sup>	PL1170-1830
Hi-Plex Na	7.7 x 50	10	4	Na <sup>+</sup>	PL1171-1140
Hi-Plex Na (Octo)	7.5 x 50	8	8	Na <sup>+</sup>	PL1170-1840

## Hi-Plex Guard Cartridges, 2/pk

Description	Size (mm)	Particle Size ( $\mu\text{m}$ )	Crosslink Content (%)	Counter Ion	Part No.
Hi-Plex Ca	3.0 x 5.0	8	8	Ca <sup>2+</sup>	PL1670-0810
Hi-Plex Ca (Duo)	3.0 x 5.0	8	8	Ca <sup>2+</sup>	PL1670-0850
Hi-Plex Pb	3.0 x 5.0	8	8	Pb <sup>2+</sup>	PL1670-0820
Hi-Plex K	3.0 x 5.0	8	8	K <sup>+</sup>	PL1670-0860
Hi-Plex H	3.0 x 5.0	8	8	H <sup>+</sup>	PL1670-0830
Hi-Plex Na	3.0 x 5.0	10	4	Na <sup>+</sup>	PL1671-0140
Hi-Plex Na (Octo)	3.0 x 5.0	8	8	Na <sup>+</sup>	PL1670-0840
Guard Cartridge holder for 3.0 x 5.0 mm cartridges					PL1310-0016



# Quick Guide to USP Designations for HPLC Columns

The US Pharmacopeia (USP) is a standard source for many pharmaceutical methods. The USP specifies columns by packing materials rather than by manufacturer. The USP has updated its L1 definitions, listed below you will see the most recent definitions and columns that apply. Rapid Resolution High Throughput (RRHT) columns are now choices in the L1, L7, and L11 categories.

## USP Designations

USP Method	USP Packing Materials	Column	Particle Size (µm)	Pore Size (Å)
L1	Octadecyl silane chemically bonded to porous silica or ceramic microparticles, 1.5 to 10 µm in diameter, or a monolithic rod	Poroshell 120 EC-C18	2.7	120
		Poroshell 120 SB-C18	2.7	120
		Poroshell 300SB-C18	5	300
		Poroshell 300 Extend-C18	5	300
		ZORBAX Eclipse Plus C18	1.8, 3.5, 5	95
		ZORBAX Eclipse XDB-C18	1.8, 3.5, 5, 7	80
		ZORBAX StableBond SB-C18	1.8, 3.5, 5, 7	80, 300
		ZORBAX Rx-C18	3.5, 5	80
		ZORBAX Extend-C18	1.8, 3.5, 5, 7	80, 300
		ZORBAX ODS	3, 5, 7	70
		ZORBAX ODS classic	5	70
		Pursuit XRs C18	3, 5, 10	100
		Pursuit C18	3, 5, 10	200
		Pursuit C18-A	3, 5, 10	180
		Polaris C18-Ether	3, 5	200
		SepTech ST60 C18	10	60
SepTech ST150 C18	10	150		
Agilent Prep C18	5, 10	100		
L3	Porous silica particles, 1.5 to 10 µm in diameter, or a monolithic silica rod	ZORBAX HILIC Plus	1.8, 3.5	95
		ZORBAX SIL	5	70
		ZORBAX Rx-SIL	3.5, 5, 7	80, 300
		Pursuit XRs Si	3, 5, 10	100
		Polaris Si-A	5, 10	180
		Agilent Prep	5, 10	100
L7	Octylsilane chemically bonded to totally porous silica particles, 1.5 to 10 µm in diameter, or a monolithic silica rod	Poroshell 120 EC-C8	2.7	120
		Poroshell 120 SB-C8	2.7	120
		Poroshell 300SB-C8	5	300
		ZORBAX Eclipse Plus C8	1.8, 3.5, 5	95
		ZORBAX Eclipse XDB-C8	1.8, 3.5, 5, 7	80
		ZORBAX SB-C8	1.8, 3.5, 5, 7	80, 300
		ZORBAX Rx-C8	1.8, 3.5, 5, 7	80
		ZORBAX C8	5	70
		Pursuit XRs C8	3, 5, 10	100
		Pursuit C8	3, 5, 10	200
		Polaris C8-A	3, 5	180
		Polaris C8-Ether	3, 5	200

(Continued)

USP Designations

USP Method	USP Packing Materials	Column	Particle Size (µm)	Pore Size (Å)
L8	An essentially monomolecular layer of aminopropylsilane chemically bonded to totally porous silica gel support, 3 to 10 µm in diameter	ZORBAX NH2 Polaris NH2	5 5	70 180
L9	Irregular or spherical, totally porous silica gel having a chemically bonded, strongly acidic cation-exchange coating, 3 to 10 µm in diameter	ZORBAX SCX	5 spherical	300
L10	Nitrile groups chemically bonded to porous silica particles, 3 to 10 µm in diameter	ZORBAX CN ZORBAX SB-CN ZORBAX Eclipse XDB-CN	5 3.5, 5 3.5, 5	70 80, 300 80
L11	Phenyl groups chemically bonded to porous silica particles, 1.5 to 10 µm in diameter	ZORBAX Eclipse XDB Phenyl ZORBAX Eclipse Plus Phenyl-Hexyl ZORBAX Phenyl Poroshell 120 Phenyl-Hexyl Pursuit XRs DiPhenyl Pursuit DiPhenyl	5 1.8, 3.5, 5 3.5 2.7 3, 5, 10 3, 5, 10	70 95 80 120 100 200
L13	Trimethylsilane chemically bonded to porous silica particles, 3 to 10 µm in diameter	ZORBAX TMS	5	70
L14	Silica gel having a chemically bonded, strongly basic quaternary ammonium anion-exchange coating, 5 to 10 µm in diameter	ZORBAX SAX IonoSpher A	5 5	70 120
L17	Strong cation-exchange resin consisting of sulfonated cross-linked styrene-divinylbenzene copolymer in the hydrogen form, 7 to 11 µm in diameter	Hi-Plex H	8	N/A
L19	Strong cation-exchange resin consisting of sulfonated cross-linked styrene-divinylbenzene copolymer in the calcium form, 9 µm in diameter	Hi-Plex Ca Hi-Plex Ca (Duo)	8 8	N/A N/A
L20	Dihydroxypropane groups chemically bonded to porous silica particles, 3 to 10 µm in diameter	LiChrospher Diol	5	N/A

(Continued)

## USP Designations

USP Method	USP Packing Materials	Column	Particle Size (µm)	Pore Size (Å)
L21	A rigid spherical styrene-divinylbenzene copolymer, 5 to 10 µm in diameter	PLRP-S	3, 5, 8, 10, 10-15, 15-20, 50	100
		PLRP-S	3, 5, 8, 10, 10-15, 15-20, 50	300
		PLRP-S	5, 8, 10, 30, 50	1000
		PLRP-S	5, 8, 10, 30, 50	4000
		PLgel	3, 5, 10, 20	50, 100, 500, 10 <sup>3</sup> , 10 <sup>5</sup> , 10 <sup>6</sup> , 10 <sup>6</sup> , MIXED
L22	A cation-exchange resin made of porous polystyrene gel with sulfonic acid groups, about 10 µm in size	Hi-Plex H	8	N/A
L25	Packing having the capacity to separate compounds with a MW range from 1,000 to 5,000 da (as determined by the polyethylene oxide), applied to neutral, anionic and cationic water-soluble polymers. A polymethacrylate resin base, crosslinked with polyhydroxylated ether (surface contained some residual carboxyl functional groups) was found suitable	PL aquagel-OH	5, 8	30
L33	Packing having the capacity to separate dextrans by molecular size over a range of 4,000 to 500,000 da. It is spherical, silica-based, and processed to provide pH stability	ZORBAX GF-250	4	150
		Bio SEC-3	3	100, 150, 300
		Bio SEC-5	5	100, 150, 300, 500, 1000, 2000
		ProSEC	5	300

(Continued)

USP Designations

USP Method	USP Packing Materials	Column	Particle Size (µm)	Pore Size (Å)
L34	Strong cation-exchange resin consisting of sulfonated cross-linked styrene-divinylbenzene copolymer in the lead form, about 9 µm in diameter	Hi-Plex Pb	8	N/A
L35	A zirconium-stabilized spherical silica packing with a hydrophilic (diol-type) molecular monolayer bonded phase having a pore size of 150Å	ZORBAX GF-250 ZORBAX GF-450	4 6	150, 300
L43	Pentafluorophenyl groups chemically bonded to silica particles by a propyl spacer, 5 to 10 µm in diameter	Pursuit PFP	3, 5	200
L45	Beta cyclodextrin bonded to porous silica particles, 5 to 10 µm in diameter	ChiraDex Chiral	5	100
L50	Multifunction resin with reversed-phase retention and strong anion-exchange functionalities. The resin consists of ethylvinylbenzene, 55% cross-linked with divinylbenzene copolymer, 3 to 15 µm in diameter, and a surface area of not less than 350 m <sup>2</sup> per g. Substrate is coated with quarternary ammonium functionalized latex particles consisting of styrene cross-linked with divinylbenzene	ZORBAX 300SCX	5	300
L52	Weak cation-exchange resin made of porous silica with sulfopropyl groups, 5 to 10 µm in diameter	IonoSpher C	5	120
L53	Weak cation-exchange resin consisting of ethylvinylbenzene, 55% crosslinked with divinylbenzene copolymer, 3 to 15 µm diameter. Substrate is surface grafted with carboxylic acid and/or phosphoric acid functionalized monomers. Capacity not less than 400 µEq/column	Bio SAX	3, 5, 10	300
L56	Propyl silane chemically bonded to totally porous silica particles, 3 to 10 µm in diameter	ZORBAX SB-C3	3, 5	80
L57	A chiral-recognition protein, ovomucoid, chemically bonded to silica particles, about 5 µm in diameter, with a pore size of 120Å	Ultron ES-OVM	5	120
L58	Strong cation-exchange resin consisting of sulfonated cross-linked styrene-divinylbenzene copolymer in the sodium form, about 6 to 30 µm in diameter	Hi-Plex Na Hi-Plex Na (Octo)	10 8	N/A N/A
L60	Spherical, porous silica gel, 10 µm in diameter, the surface has been covalently modified with alkyl amide groups and endcapped	ZORBAX Bonus-RP Poroshell 120 Bonus-RP Polaris Amide-C18	1.8, 3.5, 5 2.7 3, 5	80 120 180

## Oligo Solutions

### StratoSpheres DNA Cartridges

- Greater yields of full length products than controlled-pore glass
- Inert support prevents side reactions and improves quality of the end product
- 1000Å pore size permits synthesis of longer oligonucleotide sequences, up to 70-mer
- Certificate of Analysis offered for every batch

StratoSpheres DNA Synthesis Cartridges make it easy to obtain high-quality synthetic DNA oligonucleotides. The high-yielding polystyrene packing delivers more full-length product than conventional controlled-pore glass supports. In addition, the hydrophobic nature of the polystyrene promotes coupling and minimizes non-specific binding to maximize production efficiency. These high-throughput cartridges deliver very economical oligonucleotide synthesis, and provide the high performance expected from macroporous polystyrene supports. StratoSpheres DNA synthesis cartridges deliver maximum flexibility in high-throughput environments.



StratoSpheres DNA Cartridges

#### StratoSpheres DNA Cartridges

Description	Size (nmol)	Part No.
StratoSpheres DNA DMT bz dA	40	PL3554-1602dAbz
	200	PL3554-4602dAbz
StratoSpheres DNA DMT bz dC	40	PL3554-1602dCbz
	200	PL3554-4602dCbz
StratoSpheres DNA DMT ac dC	40	PL3554-1602dCac
	200	PL3554-4602dCac
StratoSpheres DNA DMT ibu dG	40	PL3554-1602dGibu
	200	PL3554-4602dGibu
StratoSpheres DNA DMT dmf dG	40	PL3554-1602dGdmf
	200	PL3554-4602dGdmf
StratoSpheres DNA DMT dT	40	PL3554-1602dT
	200	PL3554-4602dT



TOP, TOP-DNA and TOP-RNA Cartridges

## TOP, TOP-DNA and TOP-RNA Cartridges

- Superior yield and purity come from proprietary polymeric resins and optimized buffers
- Typical yield is more than 85% and typical purity is over 90%, eliminating the need for multiple sample-loading steps
- Agilent TOP cartridges use up to two thirds less reagent than products from other vendors

TOP, TOP-DNA and TOP-RNA cartridges provide a high-throughput, simple, cost-effective solution for DNA and RNA oligonucleotide purification. The TOP product range incorporates a unique 96-well plate with removable tubes, streamlined gravity flow or vacuum procedure, and proprietary polymeric resin. Agilent's innovative technology delivers superior yield and purity for standard oligos up to 1  $\mu$ mol synthesis scale and up to 150-mer in length. Flexibility is assured from a choice of simple gravity flow (for walk-away and low initial setup cost) or vacuum procedure (for fast turnaround – less than 15 minutes for the entire purification process). Up to 10 minutes drying time between each step is permissible with no effect on purification results (drying time after the acetonitrile conditioning step should be kept to a minimum).

### TOP and TOP-DNA Cartridges

- Fast throughput improves production efficiency
- Pre-HPLC "sample prep" ability maximizes utility
- Gravity (TOP) or vacuum flow (TOP-DNA) ensures flexibility

TOP-DNA is a high-throughput, simple, fast, cost-effective solution that purifies oligos up to 150-mer in length. Its high binding capacity can purify DNA oligos from 200 nmol to 1  $\mu$ mol synthesis scales. TOP-DNA can also be used for sample preparation before HPLC purification for very high quality oligos in large-scale analysis. The proprietary polymeric resin is compatible with direct loading of AMA deprotected oligo solutions.

#### TIPS & TOOLS



For more information on TOP RNA, view this Application Note on-line: High Performance RNA oligonucleotide purification using Agilent TOP-RNA (publication # 5990-8974EN), [www.agilent.com/chem/library](http://www.agilent.com/chem/library)

## TOP-RNA Cartridges

- A complete solution for RNA oligo purification to enhance productivity
- High throughput and automation friendly, freeing up operator time
- Less reagent use reduces operating costs

With TOP-RNA you can purify short and long RNA oligos, siRNA to 21-mer and long RNA to 60-80-mer. The high binding capacity purifies RNA oligos up to 1  $\mu$ mol. The proprietary polymeric resin and validated protocol allow deprotection of 2'hydroxyl group without removal of the 5'triptyl group.

### TOP, TOP-DNA and TOP-RNA Cartridges

Description	Sorbent Mass (mg)	Volume (mL)	Unit	Part No.
TOP-RNA well plate tubes for 1 $\mu$ mol scale	100	1.8	96/pk	7573915C
TOP-RNA well plate tubes for 1 $\mu$ mol scale	100	1.8	20 x 96/pk	7573915B
TOP-DNA well plate tubes for 1 $\mu$ mol scale	150	1.8	96/pk	7572915C
TOP cartridge	500	6	30/pk	12102301
TOP cartridge	300	6	30/pk	12102300
Mega Bond Elut TOP	3 g	20	20/pk	14251921
TOP-DNA well plate tubes for 1 $\mu$ mol scale	150	1.8	20 x 96/pk	7572915B
TOP well plate tubes for 50 nmol scale	25	1.8	96/pk	75719025
TOP well plate tubes for 200 nmol scale	50	1.8	96/pk	75719050
TOP well plate tubes for 200 nmol scale, high capacity	100	1.8	96/pk	7571901C
96-well plate sealing mat			50/pk	5133005
Disposable waste tray			25/pk	5133001
TOP reusable base plate				75400001
VersPlate Base Plate			100/pk	75700001

# Table of Contents

## LC and LC/MS Columns for Biomolecules

<b>Biocolumn Selection Guidelines</b> .....	<b>351</b>	<b>Method Development</b> .....	<b>444</b>
<b>Biomolecule Separations</b> .....	<b>353</b>	ZORBAX Column Methods.....	<b>444</b>
<b>UHPLC/HPLC Techniques</b> .....	<b>364</b>	Reversed-Phase LC/MS Methods.....	<b>446</b>
<i>Reversed-Phase HPLC</i> .....	<i>365</i>	Bio Ion-Exchange Column Methods.....	<b>447</b>
ZORBAX 300Å StableBond .....	<b>367</b>	SEC Column Methods .....	<b>449</b>
ZORBAX 300Å Extend-C18.....	<b>376</b>	High Sensitivity Capillary Column Methods.....	<b>451</b>
Poroshell 300.....	<b>380</b>	<b>Capillary and Nano Columns</b> .....	<b>452</b>
Poroshell 120.....	<b>385</b>	2-D LC/MS Analyses Using ZORBAX	
PLRP-S .....	<b>387</b>	Capillary and Nano LC Columns.....	<b>456</b>
ZORBAX Amino Acid Analysis (AAA)		ZORBAX Bio-SCX Series II.....	<b>458</b>
Columns and Supplies .....	<b>394</b>	<b>MicroBore (1.0 mm id) Columns</b> .....	<b>461</b>
<i>Ion-Exchange Chromatography</i> .....	<i>397</i>	<b>Purification – Prep HPLC</b> .....	<b>464</b>
Agilent Bio MAb HPLC Columns .....	<b>399</b>	ZORBAX PrepHT .....	<b>466</b>
Agilent Bio IEX HPLC Columns .....	<b>402</b>	PLRP-S for Prep to Process.....	<b>467</b>
PL-SAX Strong Anion-Exchange Columns .....	<b>406</b>	PL-SAX and PL-SCX for Prep to Process.....	<b>472</b>
PL-SCX Strong Cation-Exchange Columns.....	<b>410</b>	Peptide Purification .....	<b>475</b>
Agilent Bio-Monolith Ion-Exchange		VariTide RPC Columns for Synthetic Peptides .....	<b>475</b>
HPLC Columns.....	<b>412</b>	VariPure IPE .....	<b>476</b>
<i>Size Exclusion Chromatography</i> .....	<i>416</i>	<b>Appendices</b> .....	<b>477</b>
Agilent Bio SEC-3 .....	<b>418</b>	BioHPLC Columns Literature.....	<b>477</b>
Agilent Bio SEC-5 .....	<b>424</b>	ZORBAX 300 Citations .....	<b>485</b>
ProSEC 300S .....	<b>428</b>	Poroshell 300 Citations.....	<b>486</b>
ZORBAX GF-250 and GF-450		PLRP-S Citations .....	<b>486</b>
Gel Filtration Columns .....	<b>431</b>	PL-SAX Citations.....	<b>487</b>
<i>Affinity Chromatography</i> .....	<i>434</i>	PL-SCX Citations.....	<b>487</b>
Agilent Bio-Monolith Protein A HPLC Columns.....	<b>434</b>		
Agilent Protein Fractionation System			
and Proteomics Reagents .....	<b>437</b>		
Multiple Affinity Removal System .....	<b>438</b>		
Multiple Affinity Removal System Starter Kits.....	<b>441</b>		
mRP-C18 High-Recovery Protein Columns.....	<b>442</b>		



From sample purification to analysis, Agilent's biomolecule columns and supplies are easy to integrate into your workflow for a complete, reproducible, and high-quality solution.

In this section of the catalog you will also find advice and tips on solvent choice, mobile phase modification, optimization, and example separations to assist you in column selection and method development.

Agilent has complete solutions for your needs. These include the Agilent 1260 Infinity Bio-inert LC system with a metal-free sample path and the Agilent 1290 Infinity LC, designed to provide highest speed, resolution, and ultra-sensitivity for UHPLC applications, including those utilizing Agilent wide-pore 300Å ZORBAX StableBond columns. Biomolecules may be complex in structure, but their analysis is simplified by using Agilent HPLC columns, systems, and supplies.



## What is a biomolecule?

Biomolecules are compounds made by living organisms. They can range in size from amino acids and small lipids to large polynucleotides such as DNA or RNA.

In this section, we deal with the separation of:

**Proteins** – separation based on size with size exclusion chromatography, charge with ion-exchange chromatography, and hydrophobicity with reversed-phase chromatography.

**Peptides** – biocolumns for the analysis and purification of the full range of peptides, including hydrophobic, hydrophilic, basic and acidic peptides across the full size range. Also, columns for peptide mapping by HPLC and UHPLC.

**DNA/RNA oligonucleotides** – reversed-phase and ion-exchange options for DNA and RNA oligos, and with particle pore sizes to cover the full range of oligonucleotide sizes, from small synthetic oligos to large plasmids.

**Amino acids** – the ZORBAX Eclipse Amino Acid Analysis HPLC columns provide a high efficiency solution for rapid analysis of 24 amino acids. Typical analysis times range from 14 minutes, with a 75 mm column, to 24 minutes with a 150 mm column.

**Broad-distribution polymers** – analysis of lipids, polysaccharides and drug delivery compounds using polymeric columns and standards to determine their molecular weight distribution and composition. These compounds tend to exhibit broad MW distributions, in contrast to other biomolecules that have narrow MW distributions or a defined molecular weight.

## What is a biocolumn?

Biochromatography columns, or biocolumns, are liquid chromatography columns used for the separation of biological compounds such as peptides and proteins, oligonucleotides and polynucleotides, and other biomolecules and complexes. Biocolumns are specifically designed for biomolecule analysis with larger pore sizes to accommodate the larger molecule sizes. Media is designed to minimize non-specific binding of analytes for improved recovery. Separation mechanisms are chosen to either retain biological function so bioactivity is not lost during analysis, or to deliberately denature for primary structure characterization.

Typically, HPLC has been used to separate biomolecules. Now, advanced techniques such as UHPLC are becoming a popular choice because multiple separation mechanisms are needed in the characterization of biomolecules. Therefore, Agilent offers advanced chemistries developed specifically for the separation of biomolecules using size exclusion, reversed-phase, ion-exchange, and affinity functionalities, all of which are covered in this section of the catalog.

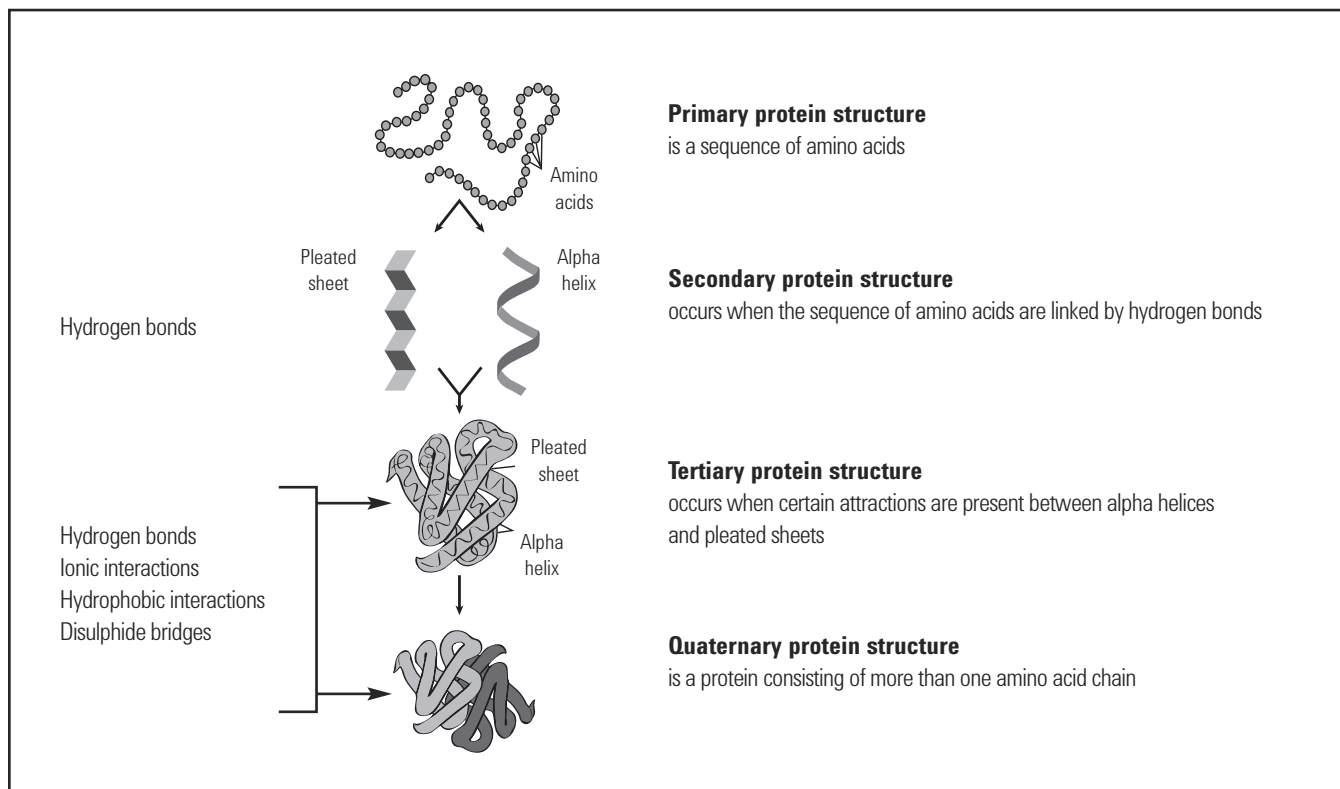


# Protein Separations

Proteins are complex molecules that require multiple techniques to provide full characterization. They exist as three-dimensional structures and it is this structure that confers their biological activity.

The sequence of the amino acid chains defines the primary structure of the protein. Hydrogen bonding between amino acids of the primary structure then confers a secondary structure typically in the form of alpha helices and pleated sheets. A further series of interactions, hydrogen bonding, ionic, hydrophobic and disulphide bridges, between regions of the secondary structure, then provides the tertiary protein structure, or three-dimensional conformation. If the protein is composed of a number of amino acid chains, the interaction between these chains gives the quaternary structure.

When looking at methods for protein characterization, it is therefore clear from Figure 1 that techniques will be required that characterize the protein in its native state, without disrupting the tertiary and quaternary structures. We also need techniques for assessing the primary amino acid sequence, in the fully denatured state with the three-dimensional structure stripped away.



**Figure 1.** Schematic showing the various levels of protein structure.

The environment of the protein can influence, stabilize, or disrupt the structure of the protein. Factors to consider include pH, temperature, salt concentrations, aqueous or organic solvent content, and for some proteins, the presence of a stabilizing small molecule or metal ion. Protein structure can also be disrupted by the use of sulfhydryl reducing agents to break -S-S- bonds or chaotropic agent, like urea or guanidine HCl. With the complexity of proteins and the intramolecular interactions that determine the three-dimensional structure, you can also expect that there will be intermolecular associations between protein molecules and other molecular entities and the surfaces with which they come into contact. This can result in protein complexes, aggregation (with possible precipitation), and deposition on surfaces, including those of the HPLC column and system. Therefore, you should consider the handling and environment in which the protein is maintained.

# Protein Column Selection Guide

Application	Technique	Agilent Columns	Notes
Primary structure analysis	UHPLC/HPLC reversed-phase separations	ZORBAX 300SB Poroshell 300SB PLRP-S	Reversed-phase separations require (or cause) denaturing of the protein to obtain detailed information about the amino acid sequence and/or amino acid modifications (including post-translational modifications).
Aggregation analysis	Size exclusion separations	Bio SEC-3 Bio SEC-5 ProSEC 300S ZORBAX GF	Aggregates in protein biopharmaceuticals are of major concern as they can induce an immunogenic response and can influence the composition of the final formulation.
Charge variant analysis	Ion-exchange separations	Agilent Bio IEX Agilent Bio MAb PL-SAX PL-SCX	The ratio of individual amino acids determines the net charge of the protein molecule. The pH at which the net charge is zero is called the isoelectric point (pI). When the solution pH is less than the pI, the protein will be positively charged (acidic), and when the solution pH is greater than the pI, the protein is negatively charged (basic). For ion-exchange analysis, we recommend the eluent pH be at least one pH unit away from its pI. Protein analysis using ion-exchange columns requires buffered mobile phase and either salt gradients or pH gradients for elution.

## Higher resolution of oxidation study

**Column:** ZORBAX RRHD 300SB-C18  
857750-902  
2.1 x 50 mm, 1.8 µm

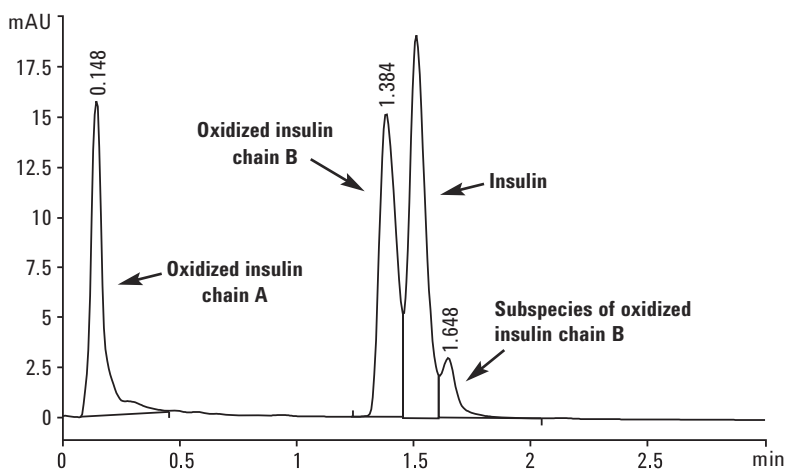
**Mobile Phase:** A: 0.1% TFA  
B: 0.01% TFA + 80% ACN

**Flow Rate:** 1.0 mL/min

**Gradient:** 33 to 50% B, 0 to 4 min

**Detector:** 1290 Infinity LC with diode array detector at 280 nm

**Sample:** Insulin, insulin chain A and chain B, oxidized (bovinesigma, 1 mg/mL)



It is evident that the oxidized insulin chains are resolved from insulin in under 2 minutes using the Agilent ZORBAX RRHD 300SB-C18 2.1 x 50 mm, 1.8 µm column.

**Intact MAb monomer and dimer separation**

**Column:** Bio SEC-3, 300Å  
5190-2511  
7.8 x 300 mm, 3 µm

**Buffer:** Sodium phosphate buffer, pH 7.0, 150 mM

**Isocratic:** 0-100% Buffer A from 0-30 min

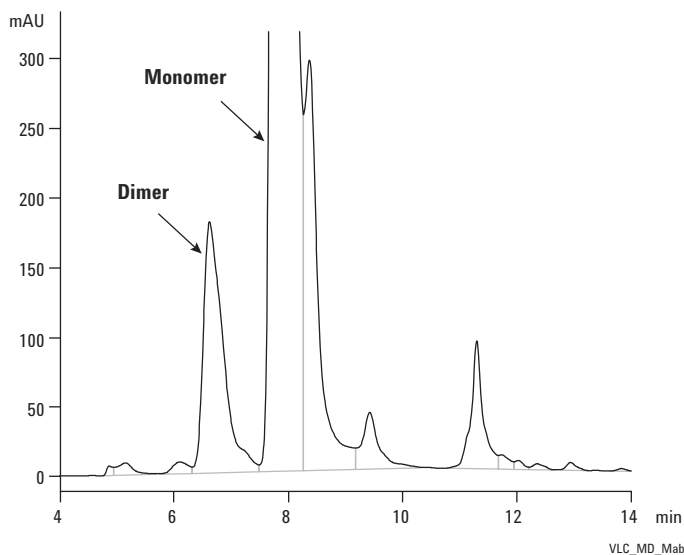
**Flow Rate:** 1.0 mL/min

**Sample:** CHO-humanized MAb, 5 mg/mL – intact

**Injection:** 5 µL

**Detector:** UV 220 nm

**Temperature:** Ambient

**Separation of charge variants of human IgG1 with pH gradient**

**Column:** Agilent Bio Mab  
5190-2411  
2.1 x 250 mm, 5 µm

**Mobile Phase:** A: 10 mM Na<sub>2</sub>HPO<sub>4</sub>, pH 6.0  
B: A + 0.5 M NaCl or just 0.5 M Na<sub>2</sub>HPO<sub>4</sub>, pH 6.0

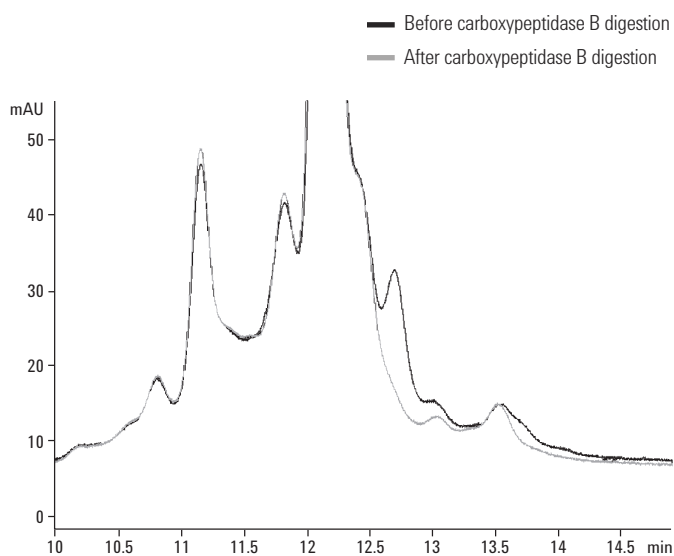
**Flow Rate:** 2 mL/min

**Gradient:** 0.5 min hold with mobile phase A followed by a linear gradient to 45% B in 15 min (elapsed time 15.5 min); then 60% B at 15.6 min continued to 20 min. Column flushed with 100% B for 15 min before re-equilibration for the next run.  
pH Gradient: A: 5 mM Na<sub>2</sub>HPO<sub>4</sub>, buffer pH 5.5 and B: 40 mM Na<sub>2</sub>HPO<sub>4</sub> (not buffered, pH 8.9). 2% B/min at 1 mL/min for 15 min, followed by a column wash with 90% B for 5 min.

**Detector:** UV at 220 nm

**Sample:** One mg each/mL in mobile phase A  
Monoclonal antibodies (MAb) -human IgG1 (5 mg/mL stock solution) derived from CHO cells

**Instrument:** Agilent 1200 SL system with diode array detector



MAb c-terminal cleavage: Human IgG1 MAb, 1 mg/mL in 25 mM Na<sub>2</sub>HPO<sub>4</sub> buffer, pH 7.5, was incubated with approximately 25 units of the carboxypeptidase B for 18 hours and 10 µL samples were injected.

## Peptide Separations

### Peptide Mapping

Peptide mapping is required for the characterization of proteins. It is used to confirm the identity of a protein and to identify and quantify post-translational modifications.

The purified protein is first digested using an enzyme, such as trypsin, yielding a range of peptide fragments. The specificity of the enzyme cleavage produces a fingerprint of peptides which is characteristic of that protein. Identification of the peptide fragments confirms the identity of the protein, and changes in the profile of the peptide digest can be used to identify post-translational modifications to that protein that may have occurred during the manufacturing or purification processes.

Reversed-phase UHPLC/HPLC is the preferred technique for the analysis of peptide digests with either MS or UV detection. LC/MS is used for the identification of the peptide fragments and determination of sequence coverage whereas LC/UV is more commonly used for peptide map comparisons in the monitoring/QC segments. To achieve sufficient resolution for quantification and identification, longer column lengths or higher efficiency particles such as the sub-2  $\mu\text{m}$  ZORBAX RRHD, or superficially porous Poroshell are recommended.

Peptide digests are complex mixtures, and for complete coverage, i.e. resolution of the individual peptides, a high efficiency/high resolution column is required. The peptide fragments can range in size and hydrophobicity, so Agilent offers several columns for peptide mapping. There are three options: pore sizes, particle sizes, and superficially porous and fully porous for UHPLC separations.

#### TIPS & TOOLS

Capillary electrophoresis is an alternative technique to liquid chromatography for the separation of complex peptide mixtures. Further information can be found in the following Case Study:



*An orthogonal view of peptide mapping – analysis of bovine serum albumin digest using capillary electrophoresis and quadrupole time-of-flight mass spectrometry (publication # 5990-7631EN)*

[www.agilent.com/chem/library](http://www.agilent.com/chem/library)

# Peptide Mapping Column Selection

Recommended column choices determined by system/column pressure maximum and peptide size/hydrophobicity.

Application	Technique	Agilent Columns	Notes
Large peptide fragments/hydrophobic peptide core	400 bar HPLC	Poroshell 300 SB-C18 ZORBAX 300SB-C18, 3.5 $\mu$ m	Agilent 1200 Infinity LC
	600 bar UHPLC	Poroshell 300 SB-C18	Agilent 1260 Infinity LC and 1260 Infinity Bio-inert Quaternary LC
	1200 bar UHPLC	ZORBAX RRHD 300SB-C18, 1.8 $\mu$ m Poroshell 300 SB-C18	Agilent 1290 Infinity LC
Small hydrophobic peptides	400 bar HPLC	Poroshell 120 EC-C18 Poroshell 120 SB-C18	Agilent 1200 Infinity LC
	600 bar UHPLC	Poroshell 120 EC-C18 Poroshell 120 SB-C18	Agilent 1260 Infinity LC and 1260 Infinity Bio-inert Quaternary LC
	1200 bar UHPLC	Poroshell 120 EC-C18 Poroshell 120 SB-C18	Agilent 1290 Infinity LC

If you have an Agilent 1290 Infinity LC in your lab, we recommend starting with a ZORBAX RRHD 300SB-C18 column to screen your peptide map.

## Increased resolution for peptide mapping

**Column:** ZORBAX 300SB-C18  
858750-902  
2.1 x 100 mm, 1.8  $\mu$ m

**Mobile Phase:** A: 0.1% TFA  
B: 0.01% TFA + 80% ACN

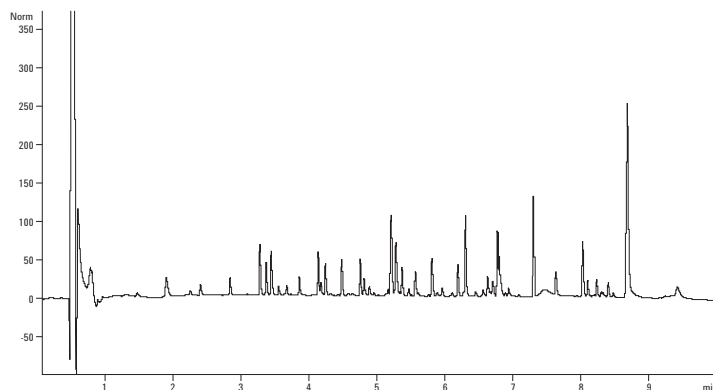
**Flow Rate:** 0.5 mL/min

**Gradient:** 2% B for 1 min, 2 to 45% B for 8.8 min, 45 to 95% B for 0.2 min, 95% B for 2 min, 95 to 2% B for 0.2 min

**Temperature:** 50 °C

**Detector:** 1290 Infinity LC with diode array detector at 280 nm

**Sample:** Enzymatic protein digest (MAb)



The longer 100 mm Agilent ZORBAX RRHD 300SB-C18 column provides maximum resolution for protein digests – in this sample the total run time, including washing and equilibration, is under fifteen minutes.

## Separation of Natural and Synthetic Peptides

Purification columns and media are required for the isolation and analysis of natural and synthetic peptides. Purity and recovery determination of the isolated or purified peptide requires the use of high efficiency columns. The primary technique used for the isolation and purification, and analysis, is reversed-phase HPLC.

The fractions from a purification or isolation workflow and the final peptide product are analyzed for purity using high efficiency columns. The peptides will vary in size, charge and hydrophobicity and so, as with peptide mapping applications, Agilent offers a range of columns to provide optimum separations of the full range of peptides. For small peptides, typically less than 10 amino acid residues, the smaller pore UHPLC materials are used, but if the peptide is larger, contains more amino acid residues, or exists in a dimeric or multimeric form, then the larger pore size 300Å columns provide better separations due to improved mass transfer.



### Natural and Synthetic Peptides Column Selection

Recommended column choices as determined by system/column pressure maximum for the analysis of natural and synthetic peptides.

Application	Technique	Agilent Columns	Notes
Larger peptides with more than 10 amino acid residues	400 bar HPLC	Poroshell 300 SB-C18 ZORBAX 300SB-C18, 3.5 µm PLRP-S	Agilent 1200 Infinity LC
	600 bar UHPLC	Poroshell 300 SB-C18	Agilent 1260 Infinity LC and 1260 Infinity Bio-inert Quaternary LC
	1200 bar UHPLC	ZORBAX RRHD 300SB-C18, 1.8 µm	Agilent 1290 Infinity LC
Peptides with typically less than 10 amino acid residues	400 bar HPLC	Poroshell 120 EC-C18 Poroshell 120 SB-C18 PLRP-S	Agilent 1200 Infinity LC
	600 bar UHPLC	Poroshell 120 EC-C18 Poroshell 120 SB-C18	Agilent 1260 Infinity LC and 1260 Infinity Bio-inert Quaternary LC

Reversed-phase columns are also the first choice for purifying large numbers of individual peptides or larger amounts of a particular peptide. High efficiency, small particle pre-packed prep columns are available for the high efficiency purification of small amounts of peptides, and larger particle columns and bulk media for the larger scale purifications, as shown in Table 1.



**Table 1. Agilent columns for small- to large-scale peptide purifications.**

Agilent Column	Amount of Peptide Required		
	mg	g	kg
ZORBAX Prep HT 300StableBond	→		
VariTide RPC	→→		
PLRP-S	→→→		

After solid phase synthesis (SPS) using a polystyrene resin such as one of the Agilent StratoSpheres products, the peptide is cleaved from the support and the resultant mixture is separated to obtain the target peptide. A high efficiency column is needed for the purification as the candidate peptide must be resolved from peptides that are very similar in structure. Check [www.agilent.com](http://www.agilent.com) for further information.

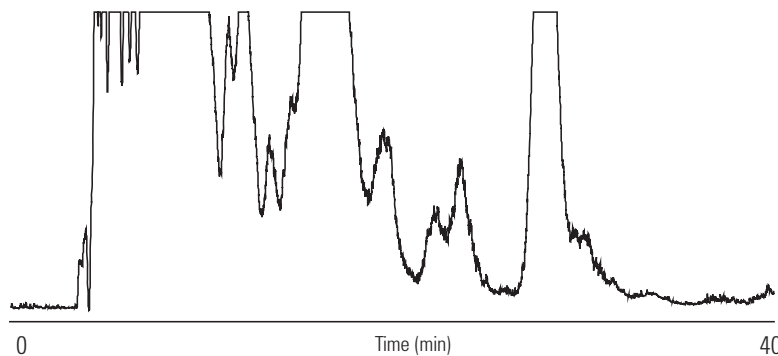
**Preparative scale purification of Leuprolide by concentration overload**

**Column:** PLRP-S 100Å, 10 µm  
PL1412-4100

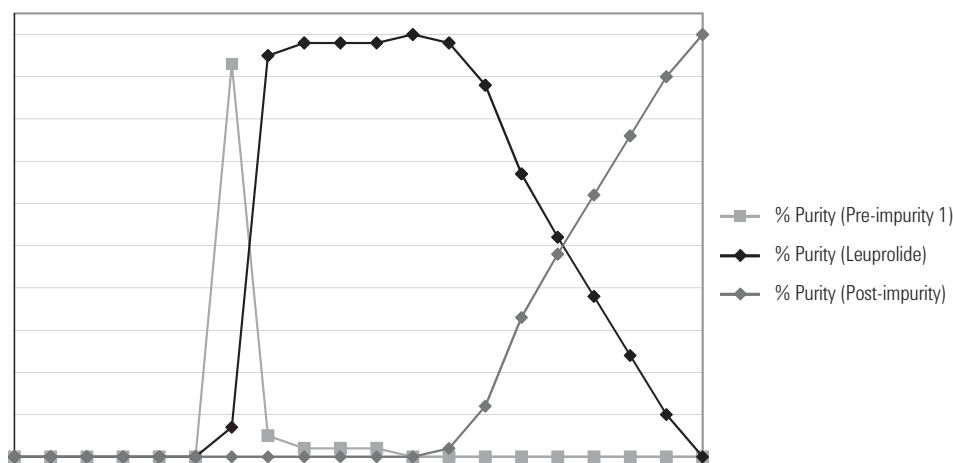
**Bulk Media:** Load & Lock 4001 Column  
PCG93LL500X25

**Mobile Phase:** Isocratic separation  
using 0.1% TFA  
in 28% ACN:72% water

**Flow Rate:** Linear velocity 360 cm/hr



Crude leuprolide separation of 30 mg on-column load.



Fraction analysis – the concentration overload purification.

## DNA and RNA Oligonucleotide Separations

There is a renewed interest in oligonucleotides (oligos) as they are used in more and more applications, including potential therapeutics. The synthesis workflow is similar to that used for the more established synthetic peptide production, i.e. an activated solid phase synthesis resin is used with sequential addition of specific nucleotides to build the desired sequence.

The nucleotide building blocks are protected at the 5' hydroxyl end with a dimethoxytrityl (DMT) group and the cleaved target oligo will have this protected group still attached. As DMT is hydrophobic, it is a useful handle that can be used for the first stage step. To increase the stability of the oligonucleotide, particularly to enzyme degradation, it may be chemically modified, for example by replacing oxygen with sulfur to produce phosphorothioates.

When using chemical synthesis to produce biomolecules, the coupling efficiency of each additional cycle is never 100%. The sample, after cleavage from the solid phase synthesis support, will contain deletion sequences, oligos where one or more residues are missing, and some amount of larger oligos produced by double coupling or branching. The sample mixture is complex and high efficiency techniques are required for analysis.

There are three UHPLC/HPLC techniques that are routinely used for oligonucleotide separations:

**Trityl-on:** This procedure is relatively simple to perform and separates the full-length target oligo, which still has the DMT group attached, from the deprotected failure sequences. The analytical information obtained is limited and this is generally considered to be a purification method.

**Ion-exchange separations of the trityl-off, deprotected oligos:** This method uses the negative charge on the backbone of the oligo to facilitate the separation. Resolution is good for the shorter oligos but decreases with increasing chain length. Aqueous eluents are used but oligos are highly charged, and high concentrations of salt are needed to achieve elution from the column.

**Ion-pair reversed-phase separation of the trityl-off, deprotected oligos:** This technique uses organic solvents and volatile ion-pairing agents and is suitable for LC/MS. The technique is best performed with high efficiency particles. Conditions that fully denature the oligos and prevent association with complementary sequences are required. Thus, the separation is best performed at elevated temperatures.



## DNA and RNA Oligonucleotide Column Selection

Application	Technique	Agilent Columns	Notes
Tryl-on/tryl-off oligonucleotides	Tryl-on	PLRP-S 50 $\mu$ m media	Separates due to differences in hydrophobicity. Ideal for the separation of tryl-on from tryl-off oligos and is also used for ion-pair reversed-phase separations of deprotected oligos.
Deprotected oligonucleotides	Ion-pair reversed-phase separation of the tryl-off, deprotected oligos	PLRP-S 3 $\mu$ m to 50 $\mu$ m	
Deprotected oligonucleotides	Ion-exchange separations of the tryl-off, deprotected oligos	PL-SAX 1000 $\text{\AA}$	Separates deprotected oligos under denaturing high pH conditions. The quaternary amine functionality on the polymeric particles enables ion-exchange separations at high pH, improving chromatography for self-complementary sequences.

### TIPS & TOOLS

Further information can be found in the following publications:

*Agilent PLRP-S 100 $\text{\AA}$  HPLC Columns and Media* (publication # 5990-8187EN)

*Agilent PL-SAX 1000 $\text{\AA}$  HPLC Columns and Media* (publication # 5990-8200EN)

[www.agilent.com/chem/library](http://www.agilent.com/chem/library)



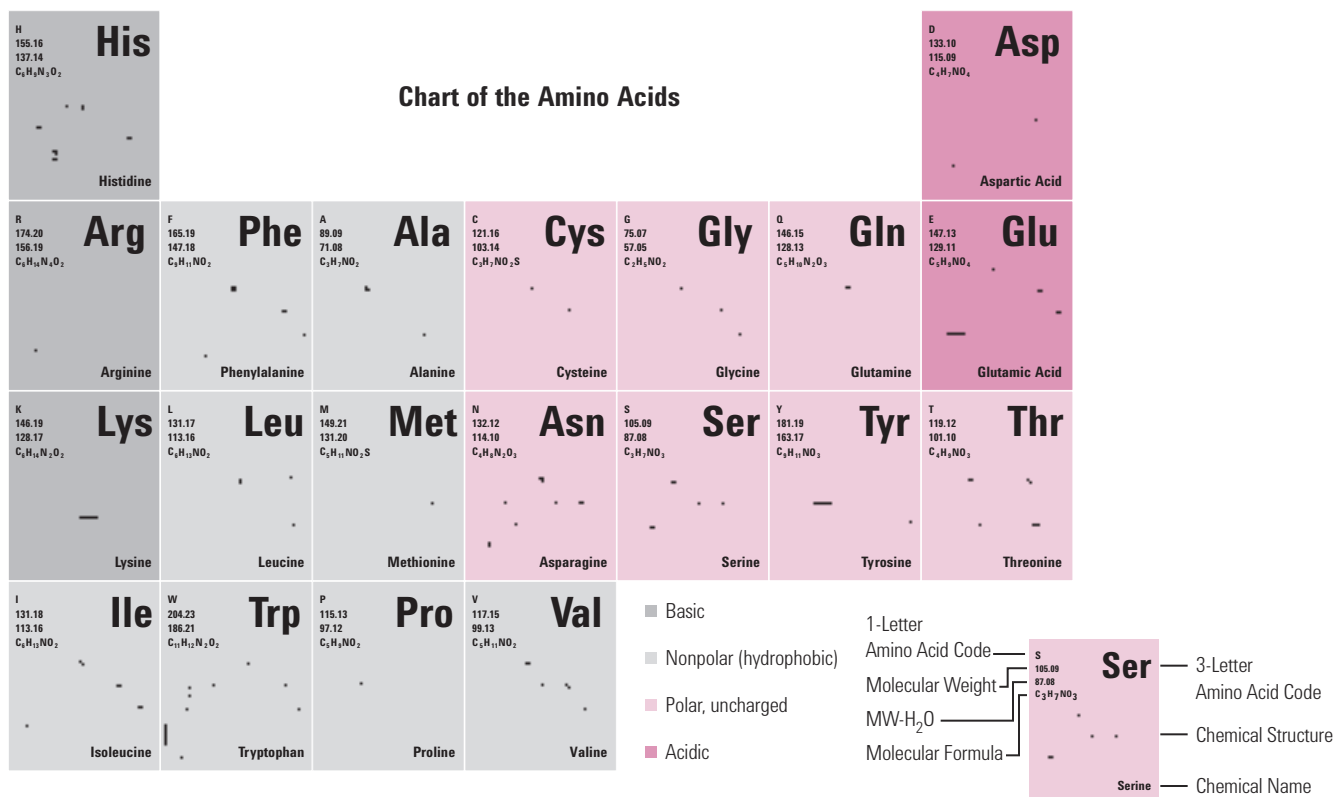
# Amino Acid Analysis

Agilent offers several good options for separation of amino acids, including the Agilent ZORBAX Eclipse AAA column which uses an updated protocol and is specially tested using amino acids. The ZORBAX Eclipse AAA high efficiency column rapidly separates amino acids following an updated and improved protocol. Total analysis from injection to injection can be achieved in as little as 14 min (9 min analysis time) on shorter, 7.5 cm columns and 24 min (18 min analysis time) on the 15 cm column. Exceptional sensitivity (5 to 50 pmol with diode array or fluorescence detectors) and reliability are achieved using both OPA- and FMOC-derivatization chemistries in one fully automated procedure using the Agilent 1200 Infinity LC. The newer ZORBAX Eclipse Plus C18 column is also an excellent choice for amino acid separations.

## ZORBAX Eclipse AAA Column Selection

Application	Diameter x Length (mm)	Particle Size (µm)
Analytical routine sensitivity	4.6 x 150	5.0
Analytical routine sensitivity, high-resolution using FLD	4.6 x 150	3.5
Analytical routine sensitivity, high-throughput	4.6 x 75	3.5
Solvent Saver high sensitivity, high-resolution	3.0 x 150	3.5

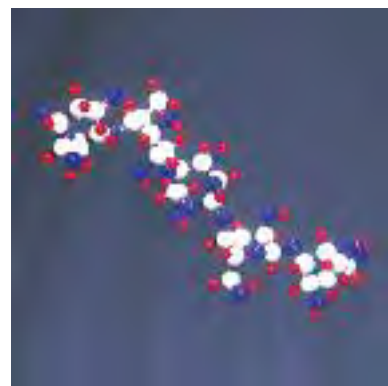
For more information on the ZORBAX Eclipse Plus C18 column, turn to page 248.



## Broad Distribution Biomolecules

### Carbohydrates, Lipids and PEGs

Aqueous size exclusion chromatography employing columns packed with polymeric media can be extremely useful when investigating biomolecules and their derived species with broad molecular weight distributions. Examples include PEGylated proteins and complex polysaccharides which find use in biopharma applications. The wide pore size distribution of polymeric SEC columns compared to silica-based material are excellent for samples with polydispersities greater than one.



#### Broad Distribution Biomolecule Column Selection

Low MW polymers and oligomers, oligosaccharides, PEGs, lignosulfonates	2 or 3 PL aquagel-OH columns <ul style="list-style-type: none"> <li>• PL aquagel-OH 8 <math>\mu\text{m}</math></li> <li>• PL aquagel-OH 20 5 <math>\mu\text{m}</math></li> <li>• PL aquagel-OH MIXED-M 8 <math>\mu\text{m}</math></li> </ul>	The PL aquagel-OH analytical series has a pH range of 2-10, compatible with organic solvents (up to 50% methanol), mechanical stability up to 140 bar (2030 psi) and low column operating pressures.
Polydisperse biopolymers, polysaccharides, cellulose derivatives	2 or 3 PL aquagel-OH columns <ul style="list-style-type: none"> <li>• PL aquagel-OH MIXED-H 8 <math>\mu\text{m}</math></li> <li>• PL aquagel-OH 60/50/40 8 <math>\mu\text{m}</math></li> </ul>	
Very high MW polymers, hyaluronic acids, starches, gums	PL aquagel-OH 60/50/40 15 $\mu\text{m}$ in series	



## UHPLC/HPLC Techniques

High-performance liquid chromatography, HPLC, is a chromatographic technique that can separate a mixture of compounds and is used in biochemistry and analytical chemistry to identify, quantify and purify the individual components of the mixture. There has been an evolution toward ultra high-performance liquid chromatography (UHPLC) which is widely accepted for high-efficiency separations of small- to medium-sized molecules, and has been used to reduce analysis time and/or to increase resolution. The use of UHPLC has been extended to large biomolecules with the introduction of wide pore chromatographic media in columns that can withstand pressures of 600 to 1200 bar.

On the following pages you will see the wide range of columns that Agilent offers for the HPLC and UHPLC separation of proteins and other biomolecules.

### UHPLC/HPLC Techniques for Biomolecule Analysis

Technique	Advantages	Disadvantages
Reversed-Phase	<ul style="list-style-type: none"> <li>• High resolution</li> <li>• High capacity</li> <li>• Relatively simple</li> <li>• Sample concentrated on-column</li> <li>• Small particle, 1.8 <math>\mu\text{m}</math>, for UHPLC separations</li> <li>• Polymeric media for unsurpassed chemically and thermally stable</li> </ul>	<ul style="list-style-type: none"> <li>• Denaturing conditions</li> <li>• High efficiency silica columns cannot be cleaned using aggressive solvents when performing purifications</li> </ul>
Ion-Exchange	<ul style="list-style-type: none"> <li>• Good recovery of biological activity</li> <li>• High capacity</li> <li>• Sample concentrated on-column</li> </ul>	<ul style="list-style-type: none"> <li>• Limited MS compatibility due to presence of salts</li> </ul>
Size Exclusion	<ul style="list-style-type: none"> <li>• Good recovery of biological activity</li> <li>• Non-interactive technique with good sample recovery</li> </ul>	<ul style="list-style-type: none"> <li>• No sample concentration</li> <li>• Limited capacity</li> </ul>
Affinity	<ul style="list-style-type: none"> <li>• Highly selective</li> <li>• Good recovery of biological activity</li> <li>• Sample concentrated on-column</li> <li>• Often single step isolation</li> </ul>	<ul style="list-style-type: none"> <li>• No sample concentration</li> <li>• Limited capacity</li> </ul>

## Reversed-Phase HPLC

### Confidently perform high-resolution separations

Reversed-phase UHPLC/HPLC separates solutes based on differences in hydrophobicity, with the least hydrophobic peak eluting first. This high-resolution technique is capable of separating peptides, proteins and oligonucleotides that differ by only one amino acid or nucleotide residue.

Because HPLC uses organic solvents (such as acetonitrile, methanol, ethanol and propanol) it is also a denaturing technique that disrupts a biomolecule's three-dimensional structure. This allows you to obtain information about a molecule's primary structure and sequence, as well as variations in the sequence to be identified.

Agilent offers the industry's broadest range of wide-pore reversed-phase columns, all backed by technical support experts and application chemists around the globe. This section features the following column innovations:

- **ZORBAX 300Å pore silica columns** – an industry first for reversed-phase protein and biomolecule separations – are available in 6 phases, along with a broad array of sizes. For fast UHPLC separations, we also offer a 1.8 µm particle size option that withstands pressures up to 1200 bar, and can be used with high-pressure instruments, such as Agilent's 1290 Infinity LC.
- **Agilent Poroshell columns** feature the industry's first solid core/porous shell particle. Our wide-pore Poroshell 300 columns are ideal for fast chromatography, and are available in a variety of phases.
- **Agilent PLRP-S columns** contain polymer particles, and can be used to separate peptides and proteins of various sizes and DNA/macromolecular complexes. These columns are unique in that they are 100% organic, can withstand temperatures as high as 200 °C, and can be used under conditions from pH 1 to pH 14.
- Choose from a range of column sizes, particle sizes (3-8 µm for analytical separations) and pore sizes (100Å to 4000Å). Preparative columns (10-50 µm) are also available, either prepacked in columns or as bulk material.



Reversed-Phase Column Selection

Application	Agilent Columns	Notes
Proteins and polypeptides	ZORBAX 300Å, 1.8 µm	Improved packing processes achieve stability up to 1200 bar for use with the Agilent 1290 Infinity LC. RRHD 1.8 µm columns are available in 50 and 100 mm lengths for fast or high resolution – truly high definition – separations of the most complex samples.
	<ul style="list-style-type: none"> <li>• RRHD 300SB-C18</li> <li>• RRHD 300SB-C8</li> <li>• RRHD 300SB-C3</li> <li>• RRHD 300-Diphenyl</li> <li>• RRHD 300-HILIC</li> </ul>	
	ZORBAX 300Å StableBond	
	<ul style="list-style-type: none"> <li>• 300SB-C18</li> <li>• 300SB-C8</li> <li>• 300SB-C3</li> <li>• 300SB-CN</li> </ul>	Wide-pore, 300Å columns are necessary for an efficient separation of proteins and peptides, or other large molecules, to allow these analytes to completely access the bonded phase. C18 and C8 are ideal for complex protein and protein digest separations. StableBond provides enhanced stability for low pH.
	ZORBAX 300Å Extend-C18	Incorporate a unique patented bidentate silane, combined with a double-encapping process that protects the silica from dissolution at high pH – up to pH 11.5.
Peptides and proteins up to 1,000 kDa, monoclonal antibodies and intact proteins	Poroshell 300	Poroshell columns use a unique particle made with a layer of porous silica on a solid core of silica. This reduces the diffusion distance for proteins making practical, rapid HPLC separations of peptides and proteins.
	<ul style="list-style-type: none"> <li>• 300SB-C18</li> <li>• 300SB-C8</li> <li>• 300SB-C3</li> <li>• 300Extend-C18</li> </ul>	
Small hydrophilic peptides in protein digests	Poroshell 120	The 120Å pore size is ideal for the fast high resolution analysis of small hydrophilic peptides and peptide fragments in protein digests.
Peptides to DNA	PLRP-S	Particles are inherently hydrophobic so an alkyl ligand bonded phase is not required for reversed-phase separations. This gives a highly reproducible material that is free from silanols and heavy metal ions.
	<ul style="list-style-type: none"> <li>• 100Å</li> <li>• 300Å</li> <li>• 1000Å</li> <li>• 4000Å</li> </ul>	
Small molecules/peptides/oligonucleotides	PLRP-S 100Å	
Recombinant peptides/proteins	PLRP-S 300Å	
Large proteins	PLRP-S 1000Å	
DNA/high speed separation	PLRP-S 4000Å	



## ZORBAX 300Å StableBond

Agilent ZORBAX 300Å StableBond columns are an ideal choice for the reproducible separations of proteins and peptides for two key reasons. First, wide-pore, 300Å columns are necessary for an efficient separation of proteins and peptides, or other large molecules, in order to allow these analytes to completely access the bonded phase. Second, 300StableBond columns are unmatched in their durability at low pH, such as with TFA-containing mobile phases typically used for protein and peptide separations. For LC/MS separations at low pH, 300StableBond columns can also be used with formic acid and acetic acid mobile phase modifiers. These columns are available in five different bonded phases (C18, C8, C3, CN, and Diphenyl\*) for selectivity and recovery optimization of proteins and polypeptides. To further increase sample recovery and improve efficiency for difficult proteins, 300StableBond columns can be used up to 80 °C. 300SB-C18 and 300SB-C8 columns are an ideal choice for complex protein and protein digest separations. These columns are also available in capillary (0.3 and 0.5 mm id) and nano (0.075 and 0.10 mm id) dimensions for reversed-phase LC/MS separations of protein digests. Capillary and nano columns can be used for either 1-D or 2-D proteomics separations.

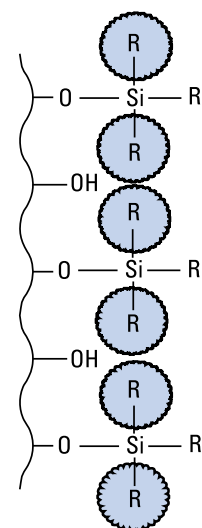
\*Diphenyl is available in a 1.8 µm particle size only.

### Column Specifications

Bonded Phase	Pore Size	Surface Area	Temp Limits*	pH Range*	Endcapped	Carbon Load
ZORBAX 300SB-C18	300Å	45 m <sup>2</sup> /g	90 °C	1.0-8.0	No	2.8%
ZORBAX 300SB-C8	300Å	45 m <sup>2</sup> /g	80 °C	1.0-8.0	No	1.5%
ZORBAX 300SB-C3	300Å	45 m <sup>2</sup> /g	80 °C	1.0-8.0	No	1.1%
ZORBAX 300SB-CN	300Å	45 m <sup>2</sup> /g	80 °C	1.0-8.0	No	1.2%
ZORBAX 300-Diphenyl	300Å	45 m <sup>2</sup> /g	80 °C	1.0-8.0	Yes	1.9%

Specifications represent typical values only

\*300StableBond columns are designed for optimal use at low pH. At pH 6-8, highest column stability for all silica-based columns is obtained by operating at temperatures <40 °C and using low buffer concentrations in the range of 0.01-0.02 M. At mid or high pH, 300Extend-C18 is recommended.



Sterically Protected 300StableBond Bonded Phase

### TIPS & TOOLS

Further information can be found in the following publication:

*Comparison of ZORBAX StableBond 300Å LC Columns to Optimize Selectivity for Antibody Separations Using HPLC and LC/MS* (publication # 5989-6840EN)

[www.agilent.com/chem/library](http://www.agilent.com/chem/library)



**Higher resolution of intact monoclonal antibody**

**Column:** ZORBAX RRHD 300SB-C8  
857750-906  
2.1 x 50 mm, 1.8 µm

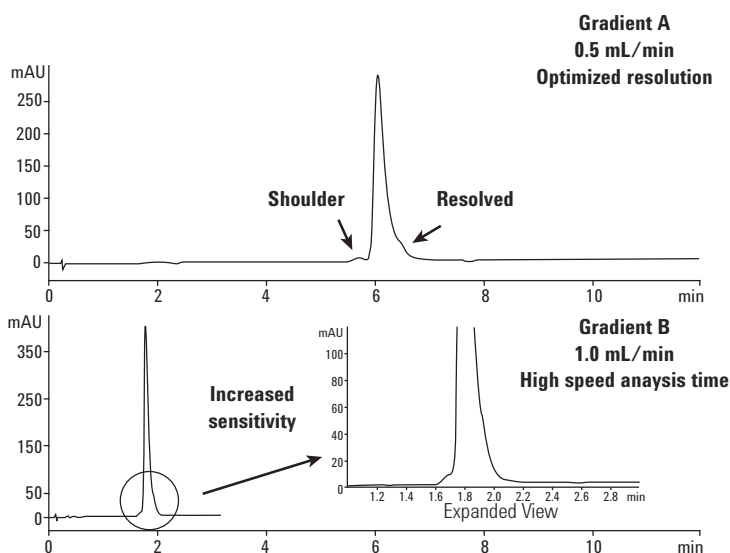
**Mobile Phase:** A: H<sub>2</sub>O:IPA (98:2) + 0.1% TFA (v/v)  
B: IPA:ACN:H<sub>2</sub>O (70:20:10) + 0.1% TFA (v/v)

**Flow Rate:** Between 0.5 mL/min and 1.0 mL/min

**Gradient:** Multi-segmented and linear elution

**Temperature:** 80 °C

**Detector:** Agilent 1290 Infinity LC with auto injector (ALS), binary pump and thermostatted oven and diode array detector (DAD), UV, 225 nm



**Higher resolution of oxidation study**

**Column:** ZORBAX RRHD 300SB-C18  
857750-902  
2.1 x 50 mm, 1.8 µm

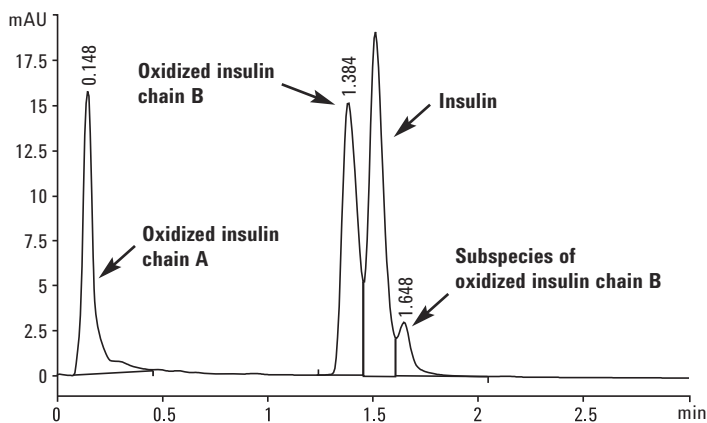
**Mobile Phase:** A: 0.1% TFA  
B: 0.01% TFA + 80% ACN

**Flow Rate:** 1.0 mL/min

**Gradient:** 33 to 50% B, 0 to 4 min

**Detector:** 1290 Infinity LC with diode array detector at 280 nm

**Sample:** Insulin, insulin chain A and chain B, oxidized (bovinesigma, 1 mg/mL)



It is evident that the oxidized insulin chains are resolved from insulin in under 2 minutes using the Agilent ZORBAX RRHD 300SB-C18 2.1 x 50 mm, 1.8 µm column.

**TIPS & TOOLS**



Typical mobile phases for protein and peptide separations combine a very low pH with TFA (or other acids) to solubilize proteins. StableBond columns have extremely long lifetimes under these conditions. They are available in 300Å pore size for proteins up to 100-500 kDa.

**Improved reproducibility of monoclonal antibodies**

**Column:** ZORBAX RRHD 300SB-C8  
857750-906  
2.1 x 50 mm, 1.8 µm

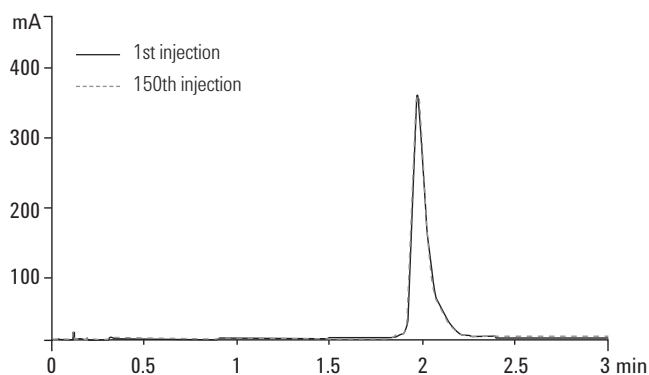
Mobile Phase: A: H<sub>2</sub>O:IPA (98.2), 0.1% TFA  
B: IPA:ACN:H<sub>2</sub>O (70:20:10), 0.1% TFA

Flow Rate: 1.0 mL/min

Temperature: 80 °C

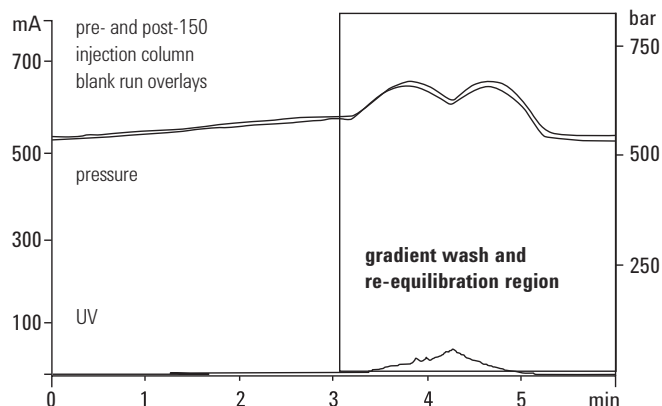
Detector: 1290 Infinity LC with diode array detector at 225 nm

Sample: MAb

**Gradient timescale**

Time (min)	% Solvent B
0.00	25
3.00	35
4.00	90
5.00	25

Excellent column reproducibility and protein recovery using Agilent ZORBAX 300SB-C8.

**Increased resolution for peptide mapping**

**Column:** ZORBAX 300SB-C18  
858750-902  
2.1 x 100 mm, 1.8 µm

Mobile Phase: A: 0.1% TFA  
B: 0.01% TFA + 80% ACN

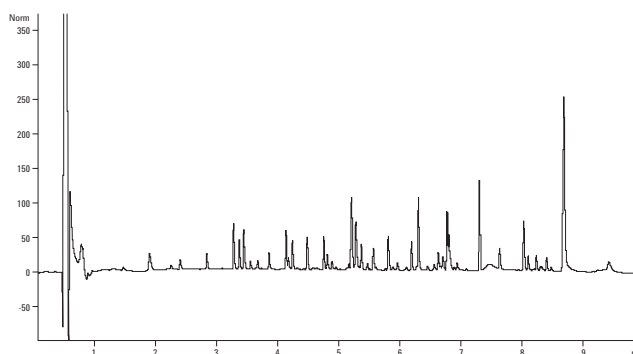
Flow Rate: 0.5 mL/min

Gradient: 2% B for 1 min, 2 to 45% B for 8.8 min, 45 to 95% B for 0.2 min, 95% B for 2 min, 95 to 2% B for 0.2 min

Temperature: 50 °C

Detector: 1290 Infinity LC with diode array detector at 280 nm

Sample: Enzymatic protein digest (MAb)



The longer 100 mm Agilent ZORBAX RRHD 300SB-C18 column provides maximum resolution for protein digests – in this sample the total run time, including washing and equilibration, is under fifteen minutes.

**Peptides: Effect of TFA concentration**

**Column:** ZORBAX 300SB-C8  
883995-906  
4.6 x 150 mm, 5 µm

**Mobile Phase:** A: Water and TFA  
B: ACN and TFA

**Flow Rate:** 1.0 mL/min

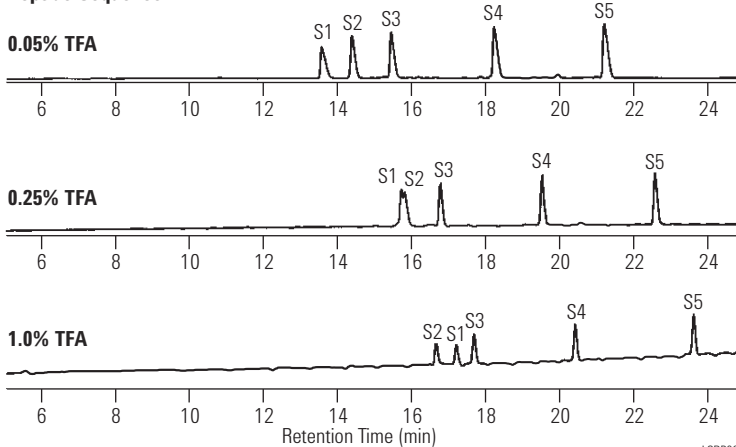
**Gradient:** 0 min 0% B  
30 min 30% B

**Temperature:** 40 °C

**Detector:** UV 254 nm

**Sample:** Peptide Standards S1-S5, decapeptides differing slightly in hydrophobicity, 6 µL

**Peptide Sequence**



**Peptides/proteins: Effect of elevated temperature**

**Column:** ZORBAX 300SB-C3  
883995-909  
4.6 x 150 mm, 5 µm

**Mobile Phase:** A: 5:95  
ACN:Water with 0.10% TFA (v/v%)  
B: 95:5  
ACN:Water with 0.085% TFA (v/v%)

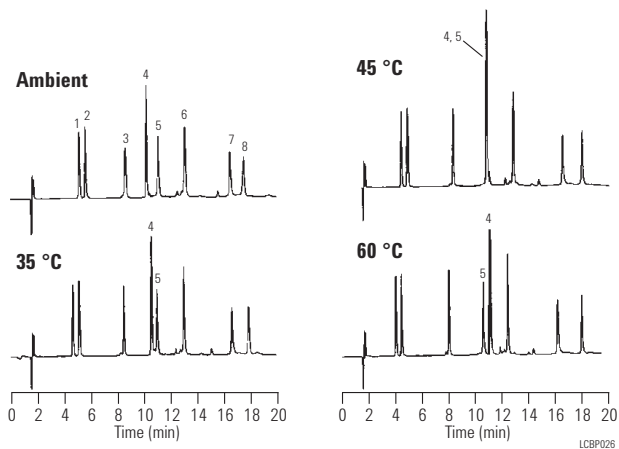
**Flow Rate:** 1.0 mL/min

**Gradient:** 15-53% in 20 min, posttime 12 min

**Temperature:** Ambient – 60 °C

**Detector:** UV 215 nm

**Sample:** Polypeptides



1. Leucine Enkephalin
2. Angiotensin II
3. RNase A
4. Insulin (BOV)
5. Cytochrome c
6. Lysozyme
7. Myoglobin
8. Carbonic anhydrase

**TIPS & TOOLS**



The Agilent 1290 Infinity LC delivers significantly faster results and higher data quality – enabling more informed decisions in shorter time. This higher productivity gives you competitive advantages and provides you a higher return on investment. Calculate for yourself how much you can save by deploying the 1290 Infinity technology. The online method translator and cost savings calculator helps you to transfer your HPLC methods and calculate your cost savings, at [www.agilent.com/chem/hplc2uhplc](http://www.agilent.com/chem/hplc2uhplc)

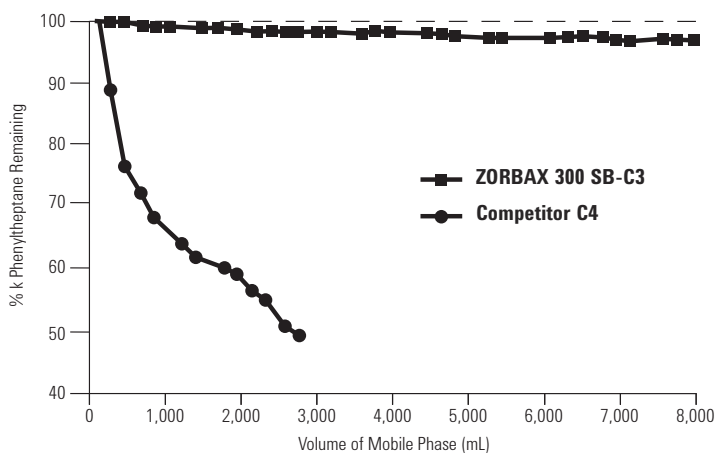
**Short-chain ZORBAX 300SB-C3 is stable at low pH, high temperature**

**Column:** ZORBAX 300SB-C3  
883995-909  
4.6 x 150 mm, 5 µm

**Mobile Phase:** Gradients 0-100% B in 80 min  
A: 0.5% TFA in Water  
B: 0.5% TFA in Acetonitrile  
**Isocratic Retention Test Conditions:**  
1-phenylheptane 50% A, 50% B

**Flow Rate:** 1.0 mL/min

**Temperature:** 60 °C



LCS8005

**Four different 300SB bonded phases optimize separation of large polypeptides**

**Column A:** ZORBAX RRHD 300SB-C18  
883995-902  
4.6 x 150 mm, 5 µm

**Column B:** ZORBAX 300SB-C8  
883995-906  
4.6 x 150 mm, 5 µm

**Column C:** ZORBAX 300SB-C3  
883995-909  
4.6 x 150 mm, 5 µm

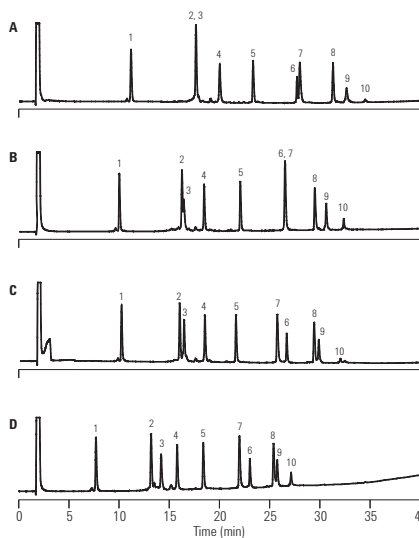
**Column D:** ZORBAX 300SB-CN  
883995-905  
4.6 x 150 mm, 5 µm

**Mobile Phase:** Linear Gradient, 25-70% B in 40 min  
A: 0.1% TFA in Water  
B: 0.09% TFA in 80% Acetonitrile/20% Water

**Flow Rate:** 1.0 mL/min

**Temperature:** 60 °C

**Sample:** 3 µg each protein



1. RNase
2. Insulin
3. Cytochrome c
4. Lysozyme
5. Parvalbumin
6. CDR
7. Myoglobin
8. Carbonic Anhydrase
9. S-100β
10. S-100α

The 300SB-C18, C8, C3, and CN bonded phases all provide a different separation of this group of polypeptides. This adds an important parameter for quickly optimizing protein separations. The 300SB-CN column offers unique selectivity for more hydrophilic polypeptides.









ZORBAX 300Å StableBond

Hardware	Description	Size (mm)	Particle Size (µm)	300SB-C18 USP L1	300SB-C8 USP L7	300SB-CN USP L10	300SB-C3 USP L56	300-Diphenyl USP L11
<b>Standard Columns (no special hardware required)</b>								
	Semi-Preparative	9.4 x 250	5	880995-202	880995-206	880995-205	880995-209	
	Analytical	4.6 x 250	5	880995-902	880995-906	880995-905	880995-909	
	Analytical	4.6 x 150	5	883995-902	883995-906	883995-905	883995-909	
	Analytical	4.6 x 50	5	860950-902	860950-906	860950-905	860950-909	
	Rapid Resolution	4.6 x 150	3.5	863973-902	863973-906	863973-905	863973-909	
	Rapid Resolution	4.6 x 100	3.5	861973-902	861973-906			
	Rapid Resolution	4.6 x 50	3.5	865973-902	865973-906	865973-905	865973-909	
	Solvent Saver Plus	3.0 x 150	3.5	863974-302	863974-306		863974-309	
	Solvent Saver Plus	3.0 x 100	3.5		861973-306			
	Narrow Bore	2.1 x 250	5	881750-902				
	Narrow Bore	2.1 x 150	5	883750-902	883750-906	883750-905	883750-909	
	Narrow Bore RR	2.1 x 150	3.5		863750-906			
	Narrow Bore RR	2.1 x 100	3.5	861775-902	861775-906			
	Narrow Bore RR	2.1 x 50	3.5	865750-902	865750-906			
	Narrow Bore RRHD	2.1 x 100	1.8	858750-902	858750-906		858750-909	858750-944
	Narrow Bore RRHD	2.1 x 50	1.8	857750-902	857750-906		857750-909	857750-944
	MicroBore	1.0 x 250	5	861630-902				
	MicroBore RR	1.0 x 150	3.5	863630-902	863630-906			
	MicroBore RR	1.0 x 50	3.5	865630-902	865630-906			
	MicroBore Guard, 3/pk	1.0 x 17	5	5185-5920	5185-5920			
<b>P</b>	Guard Cartridge, 2/pk	9.4 x 15	7	820675-124	820675-124	820675-124	820675-124	
<b>ZGC</b>	Guard Cartridge, 4/pk	4.6 x 12.5	5	820950-921	820950-918	820950-923	820950-924	
<b>ZGC</b>	Guard Cartridge, 4/pk	2.1 x 12.5	5	821125-918	821125-918	821125-924	821125-924	
<b>P</b>	Guard Hardware Kit			840140-901	840140-901	840140-901	840140-901	
<b>ZGC</b>	Guard Hardware Kit			820999-901	820999-901	820999-901	820999-901	

(Continued)



## ZORBAX 300Å StableBond

Hardware	Description	Size (mm)	Particle Size (µm)	300SB-C18 USP L1	300SB-C8 USP L7	300SB-CN USP L10	300SB-C3 USP L56	300-Diphenyl USP L11
<b>PrepHT Cartridge Columns (require endfittings kit 820400-901)</b>								
	PrepHT Cartridge	21.2 x 250	7	897250-102	897250-106	897250-105	897250-109	
	PrepHT Cartridge	21.2 x 150	7	897150-102	897150-106		897150-109	
	PrepHT Cartridge	21.2 x 150	5	895150-902	895150-906		895150-909	
	PrepHT Cartridge	21.2 x 100	5	895100-902	895100-906		895100-909	
	PrepHT Cartridge	21.2 x 50	5	895050-902	895050-906		895050-909	
	PrepHT Endfittings, 2/pk			820400-901	820400-901	820400-901	820400-901	
	PrepHT Guard Cartridge, 2/pk	17.0 x 7.5	5	820212-921	820212-918	820212-924	820212-924	
	Guard Cartridge Hardware			820444-901	820444-901	820444-901	820444-901	
<b>Capillary Glass-lined Columns</b>								
	Capillary	0.5 x 250	5	5064-8266				
	Capillary	0.5 x 150	5	5064-8264				
	Capillary	0.5 x 35	5	5064-8294				
	Capillary RR	0.5 x 150	3.5	5064-8268				
	Capillary RR	0.5 x 35	3.5	5065-4459				
	Capillary	0.3 x 250	5	5064-8265				
	Capillary	0.3 x 150	5	5064-8263				
	Capillary	0.3 x 35	5	5064-8295				
	Capillary RR	0.3 x 150	3.5	5064-8267	5065-4460			
	Capillary RR	0.3 x 100	3.5	5064-8259	5065-4461			
	Capillary RR	0.3 x 35	3.5	5064-8270	5065-4462			
	Capillary RR	0.3 x 50	3.5	5064-8300	5065-4463			
<b>Nano Columns (PEEK fused silica)</b>								
	Nano RR	0.1 x 150	3.5	5065-9910				
	Nano RR	0.075 x 150	3.5	5065-9911				
	Nano RR	0.075 x 50	3.5	5065-9924	5065-9923			
	Trap/Guard, 5/pk	0.3 x 5	5	5065-9913	5065-9914			
	Trap/Guard Hardware kit			5065-9915	5065-9915			

## ZORBAX RRHD 300-Diphenyl

Utilizing the same unique chemistry as the Pursuit 3.5  $\mu\text{m}$  and 5  $\mu\text{m}$  Diphenyl columns, the unique wide pore 300 $\text{\AA}$  Diphenyl phase offers additional selectivity through pi-pi interactions with aromatic amino acids in the primary sequence. Agilent ZORBAX 1.8  $\mu\text{m}$  300 $\text{\AA}$  Rapid Resolution High Definition (RRHD) columns bring UHPLC performance to the reversed-phase separation of intact proteins and protein digests.

The diphenyl column can be used for:

- Analysis of intact and modified proteins and polypeptides including protein structural analysis
- Detection of post-translational modifications
- Impurity analysis
- Confirming protein identity

The ZORBAX RRHD 300-Diphenyl provides:

- Stability at low pH – allowing you to run your protein and peptide separations down to pH 1 using trifluoroacetic acid (TFA), and formic acid eluents with complete confidence
- Temperature stability – you can run your separations up to 80  $^{\circ}\text{C}$  to improve efficiency and reduce eluent viscosity, without compromising column lifetime
- UHPLC compatible – enabling higher order characterization with reduced analysis time

### Column Specifications

Bonded Phase	Pore Size	Surface Area	Temp Limits	pH Range	Endcapped	Carbon Load
ZORBAX RRHD 300-Diphenyl	300 $\text{\AA}$	45 $\text{m}^2/\text{g}$	80 $^{\circ}\text{C}$	1.0-8.0	Yes	1.9%

Specifications represent typical values only



**Fast separation of reduced monoclonal antibody**

**Column:** Agilent ZORBAX RRHD 300-Diphenyl  
**858750-944**  
**2.1 x 100 mm, 1.8 µm**

**Mobile Phase:** A: 0.1% TFA in water  
 B: 80% n-propyl alcohol,  
 10% ACN, 9.9% water, and 0.1% TFA

**Sample:** Reduced monoclonal antibody (IgG1) (1.0 mg/mL)

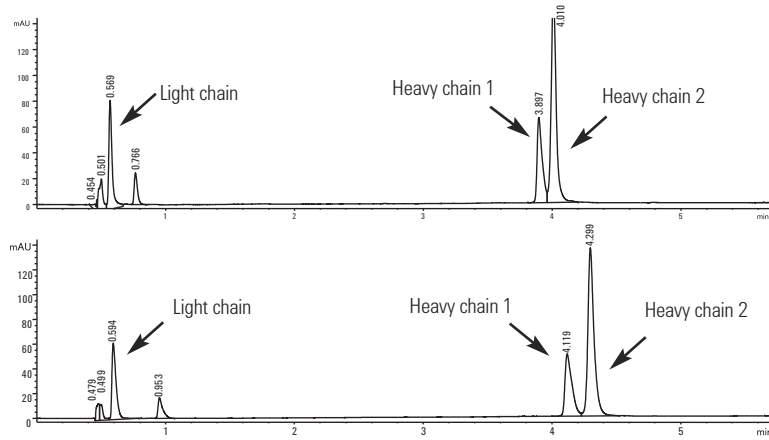
**Sample Injection:** 2 µL

**Flow Rate:** 0.5 mL/min

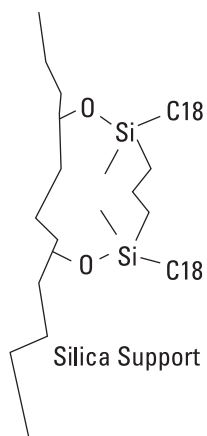
**Gradient:** 0 min-1%B, 2 min-20% B, 5 min-50% B

**Temperature:** 74 °C

**Detector:** UV, 280



Description	Dimensions	Particle Size (µm)	Part No.
ZORBAX RRHD 300-Diphenyl	2.1 x 50	1.8	857750-944
ZORBAX RRHD 300-Diphenyl	2.1 x 100	1.8	858750-944



Novel Bidentate C18-C18 Bonding for Extend-C18 Bonded Phase

## ZORBAX 300Å Extend-C18

- Rugged, high and low pH separations of polypeptides and peptides from pH 2-11.5
- Different selectivity possible at high and low pH
- High efficiency and good recovery of hydrophobic peptides at high pH
- Ideal for LC/MS with ammonium-hydroxide-modified mobile phase

Agilent ZORBAX 300Å Extend-C18 is a wide-pore HPLC column for high efficiency separations of peptides from pH 2-11.5. The unique, bidentate bonded phase provides excellent lifetime and reproducibility at high and low pH. At high pH, retention and selectivity of peptides and polypeptides can change dramatically as a result of changes in charge on molecules. Excellent recoveries of hydrophobic polypeptides have been achieved at room temperature and high pH. LC/MS sensitivity of peptides and polypeptides can also be improved at high pH using a simple ammonium-hydroxide-containing mobile phase.

### Column Specifications

Bonded Phase	Pore Size	Surface Area	Temp. Limits*	pH Range	Endcapped	Carbon Load
ZORBAX 300Å Extend-C18	300Å	45 m <sup>2</sup> /g	60 °C	2.0-11.5	Double	4%

Specifications represent typical values only.

\*Temperature limits are 60 °C up to pH 8, 40 °C from pH 8-11.5.

### TIPS & TOOLS



Selecting the right column is only part of the total solution. Don't forget key supplies such as our wide range of LC lamps. Turn to page 90.

### LC/MS analysis of angiotensin on Extend-C18

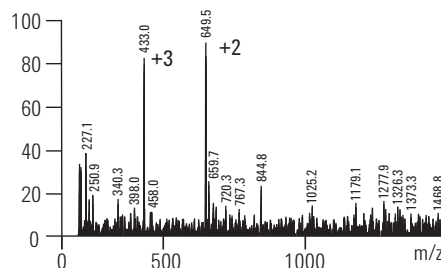
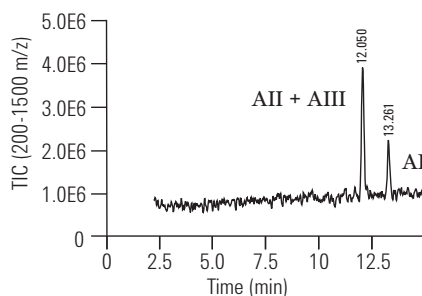
**Column:** ZORBAX Extend-C18  
773700-902  
2.1 x 150 mm, 5 µm

**Mobile Phase:** Acidic Conditions:  
A: 0.1% TFA in water  
B: 0.085% TFA in 80% acetonitrile (ACN)  
Basic Conditions:  
A: 10 mM NH<sub>4</sub>OH in water  
B: 10 mM NH<sub>4</sub>OH in 80% ACN

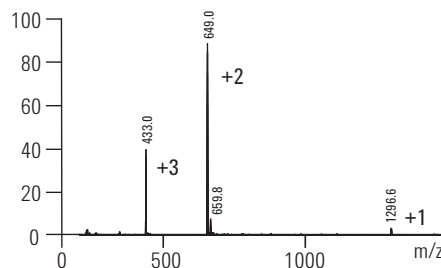
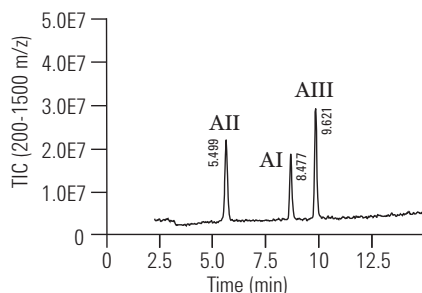
**Flow Rate:** 0.2 mL/min  
**Gradient:** 15-50% B in 15 min  
**Temperature:** 35 °C

**MS Conditions:** Pos. Ion ESI- Vf 70 V, Vcap 4.5 kV,  
N2- 35 psi, 12 L/min., 325 °C  
**Sample:** 2.5 µL sample (50 pmol each)  
Angiotensin I, II, III

**A**  
Angiotensin I  
Max: 10889  
Low pH



**B**  
Angiotensin I  
Max: 367225  
High pH



LC30003

Both small and large peptides demonstrate selectivity changes at high and low pH. At high pH, due to a change in charge, all three Angiotensins can be resolved. In addition, the spectral clarity of Angiotensin I is dramatically improved at high pH with the ammonium hydroxide mobile phase. The Extend-C18 column can be used for the analysis of small peptides at high pH as well.

Reference: B.E. Boyes. *Separation and Analysis of Peptides at High pH Using RP-HPLC/ESI-MS*, 4th WCBP, San Francisco, CA, Jan. 2000.

**Long life at high pH with 300Extend-C18**

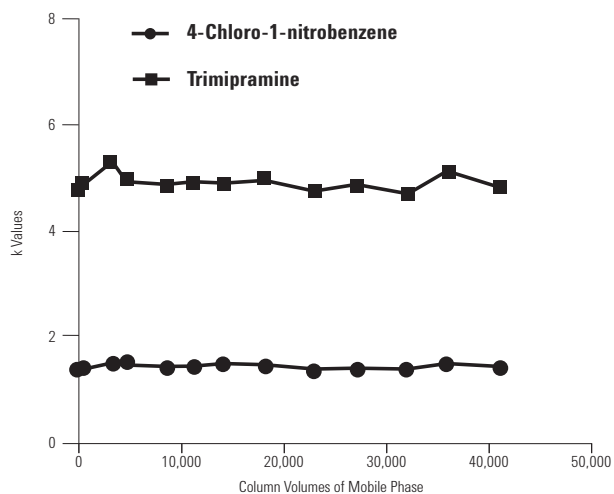
**Column:** ZORBAX Extend-C18  
773450-902  
4.6 x 150 mm, 5 µm

**Mobile Phase:** 20% 20 mM NH<sub>4</sub>OH, pH 10.5  
80% Methanol

**Flow Rate:** 1.5 mL/min

**Temperature:** Aging 24 °C  
Tests 40 °C

Each 10,000 column volume is approximately one working month.



**Use ZORBAX Extend-C18 for alternate selectivity at high pH**

**Column:** ZORBAX Extend-C18  
773700-902  
2.1 x 150 mm, 5 µm

**Mobile Phase:** A: 0.1% TFA in Water  
B: 0.085% TFA in 80% ACN

A: 20 mM NH<sub>4</sub>OH in Water  
B: 20 mM NH<sub>4</sub>OH in 80% ACN

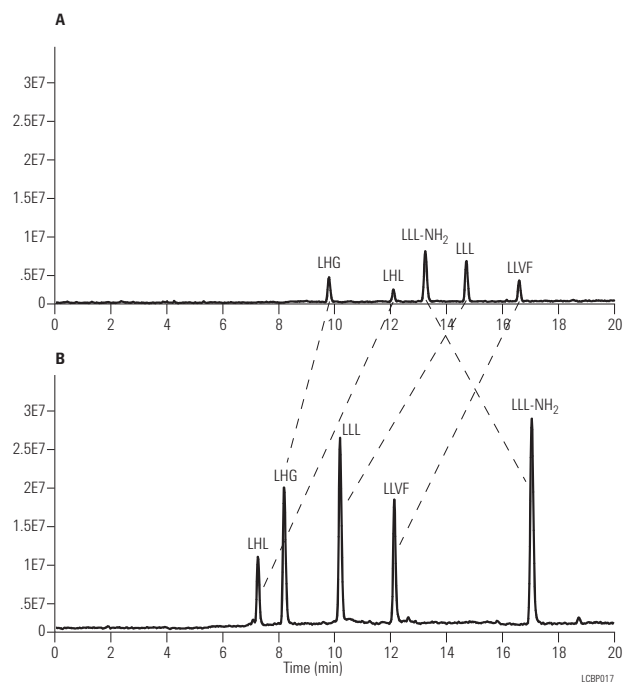
**Flow Rate:** 0.25 mL/min

**Gradient:** 5-60% B in 20 min

**Temperature:** 25 °C

**MS Conditions:** Pos. Ion ESI-VI 70V, Vcap 4.5 kV  
N<sub>2</sub> – 35 psi, 12 L/min, 300 °C  
4 µL (50 ng each peptide)

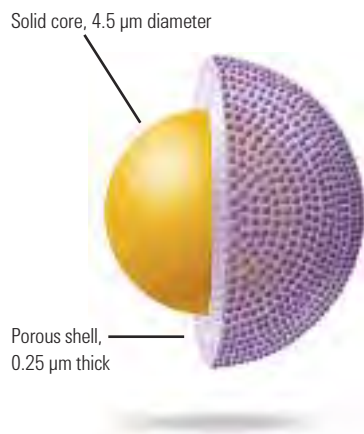
The Extend column can be used for high pH separations of peptides. At high and low pH, very different selectivity can result. Just by changing pH, a complimentary method can be developed and it is possible to determine if all peaks are resolved. The Extend column can be used at high and low pH, so the complimentary separation can be investigated with one column. Better MS sensitivity for this sample is also achieved at high pH.



**ZORBAX 300Å Extend-C18**

Hardware	Description	Size (mm)	Particle Size (µm)	Part No.
	Analytical	4.6 x 250	5	770995-902
	Analytical	4.6 x 150	5	773995-902
	Rapid Resolution	4.6 x 150	3.5	763973-902
	Rapid Resolution	4.6 x 100	3.5	761973-902
	Rapid Resolution	4.6 x 50	3.5	765973-902
	Narrow Bore RR	2.1 x 150	3.5	763750-902
	Narrow Bore RR	2.1 x 100	3.5	761775-902
	Narrow Bore RR	2.1 x 50	3.5	765750-902
<b>ZGC</b>	Guard Cartridge, 4/pk	4.6 x 12.5	5	820950-932
<b>ZGC</b>	Guard Cartridge, 4/pk	2.1 x 12.5	5	821125-932
<b>ZGC</b>	Guard Hardware Kit			820999-901
<b>Capillary Glass-lined Columns</b>				
	Capillary RR	0.3 x 150	3.5	5065-4464
	Capillary RR	0.3 x 100	3.5	5065-4465
	Capillary RR	0.3 x 75	3.5	5065-4466
	Capillary RR	0.3 x 50	3.5	5065-4467

## Poroshell 300



- UHPLC separations of biomolecules with superficially porous particles
- 300Å pore provide high efficiency and recovery with proteins (up to 1,000 kDa) and monoclonal antibodies
- Achieve long lifetime at low pH with Poroshell 300SB; at high pH with 300Extend-C18
- Optimize recovery and selectivity with four different bonded phases – 300SB-C18, 300SB-C8, 300SB-C3, and 300Extend-C18

Agilent Poroshell 300 columns are ideal for fast separations of proteins and peptides because the superficially porous particle allows for fast flow rates to be used while maintaining sharp, efficient peaks. Peptides and proteins are typically separated slowly to reduce the potential peak broadening of these slow diffusing analytes. However, Poroshell columns use a superficially porous particle made with a thin layer of porous silica, 0.25 µm thick, on a solid core of silica. This reduces the diffusion distance for proteins making practical rapid HPLC separations of peptides and proteins up to 500-1,000 kDa possible with 400/600 bar HPLC systems, including the Agilent 1260 Infinity Bio-inert. Poroshell columns bonded with StableBond bonded phases provide excellent stability and selectivity choices with TFA and formic acid mobile phases. The Poroshell 300Extend-C18 column can be used from pH 2-11 for unique separations. These columns can be used for analytical protein separations as well as LC/MS separations.



Poroshell 300 Columns

### Column Specifications

Bonded Phase	Pore Size	Temp. Limits*	pH Range	Endcapped
Poroshell 300SB-C18, C8, C3	300Å	90 °C	1.0-8.0	No
Poroshell 300Extend-C18	300Å	40 °C above pH 8 60 °C below pH 8	2.0-11.0	Yes

Specifications represent typical values only.

\*300StableBond columns are designed for optimal use at low pH. At pH 6-8, highest column stability for all silica-based columns is obtained by operating at temperatures <40 °C and using low buffer concentrations in the range of 0.01-0.02 M. At mid or high pH, 300Extend-C18 is recommended.

### Poroshell 300 columns separate proteins and peptides in seconds

**Column:** Poroshell 300SB-C18  
660750-902  
2.1 x 75 mm, 5 µm

**Mobile Phase:** A: 0.1% TFA in H<sub>2</sub>O  
B: 0.07% TFA in ACN

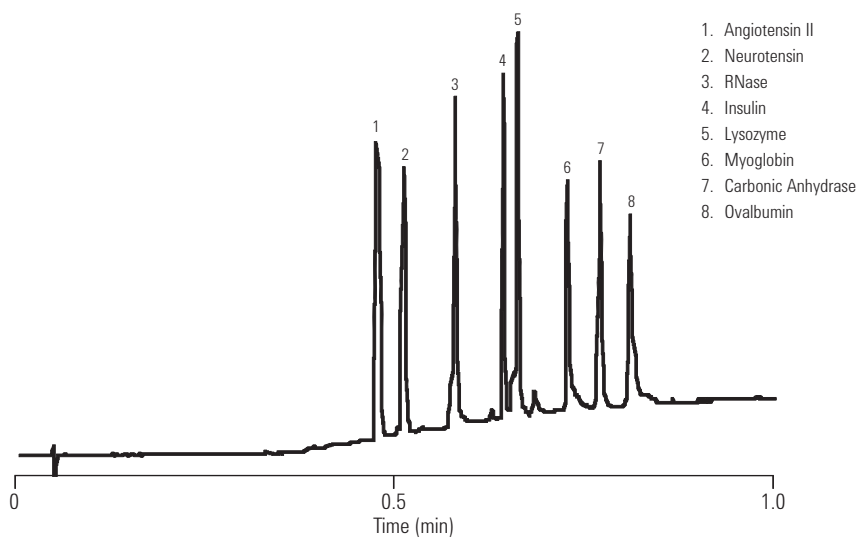
**Flow Rate:** 3.0 mL/min

**Gradient:** 5-100% B in 1.0 min

**Temperature:** 70 °C, 260 bar pressure

**Detector:** 215 nm

**Sample:** Proteins and Peptides



This separation of eight polypeptides and proteins is completed in less than 60 seconds. Each peak is sharp and efficient.

### TIPS & TOOLS

Further information can be found in the following publications:

*Poroshell 300SB-C18* (publication # 5988-2100ENUS)

*Rapid HPLC Analysis of Monoclonal Antibody IgG<sub>1</sub> Heavy Chains Using ZORBAX Poroshell 300SB-C8* (publication # 5989-0070EN)

*Use of Temperature to Increase Resolution in the Ultrafast HPLC Separation of Proteins with ZORBAX Poroshell 300SB-C8 HPLC Columns* (publication # 5989-0589EN)

*Using the High-pH Stability of ZORBAX Poroshell 300Extend-C18 to Increase Signal-to-Noise in LC/MS* (publication # 5989-0683EN)

[www.agilent.com/chem/library](http://www.agilent.com/chem/library)



**Reduce peptide map analysis time by 90% with Poroshell 300SB**

**Column A: Poroshell 300SB-C18  
660750-902  
2.1 x 75 mm, 5 µm**

**Column B: ZORBAX 300SB-C18  
883750-902  
2.1 x 150 mm, 5 µm**

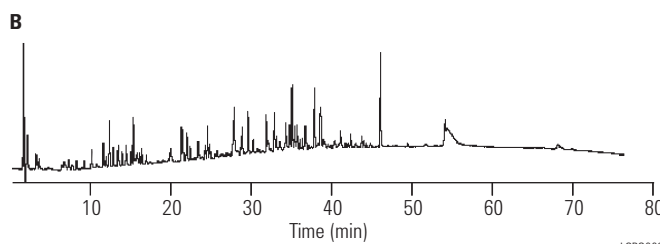
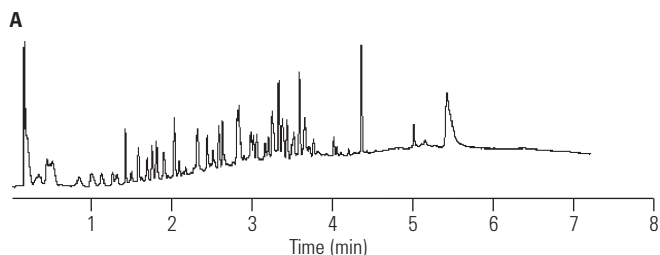
Mobile Phase: A: 95% H<sub>2</sub>O, 5% ACN, 0.1% TFA  
B: 5% H<sub>2</sub>O, 95% ACN, 0.07% TFA

Flow Rate: 1 mL/min  
0.208 mL/min

Gradient: 0-100% B = 12 min  
0-100% B = 120 min

Temperature: 70 °C

Sample: 20 µL (0.22 µg/1 µL)  
BSA Tryptic Digest  
(15 hours, 70 pmol)



LCP0002

A single chromatographic run of a protein tryptic digest can require one hour or more to complete. With Poroshell columns, the same complex separation can be completed in 1/10th the time.

**MicroBore Poroshell 300 columns provide maximum sensitivity for LC/MS**

**Column: Poroshell 300SB-C18  
661750-902  
1.0 x 75 mm, 5 µm**

Mobile Phase: A: Water + 0.1% Formic Acid  
B: ACN + 0.1% Formic Acid

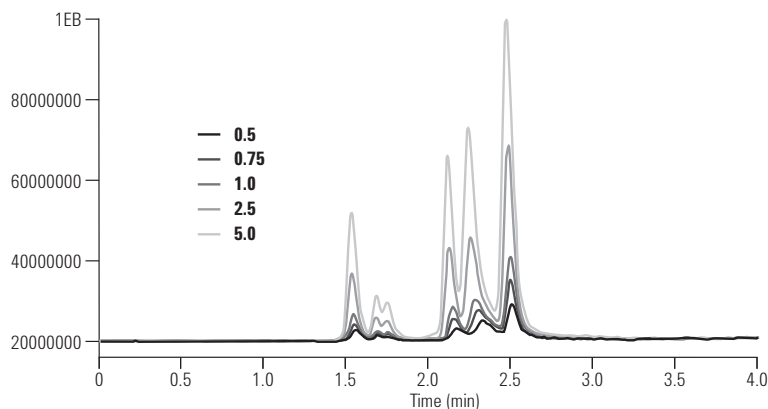
Flow Rate: 600 µL/min

Gradient: 20-100% B in 5.5 min

Temperature: 80 °C

MS Conditions: LC/MS: Pos. Ion ESI – Vcap 6000 V  
Drying Gas Flow: 12 L/min  
Drying Gas Temperature: 350 °C  
Nebulizer: 45 psi  
Fragmentor Volatage: 140 V  
Scan: 600-2500  
Stepsize: 0.15 amu  
Peak width: 0.06 min

Sample: 1 µL



LCP0003

With narrow bore diameters of 2.1 mm, 1.0 mm, and 0.5 mm, Poroshell columns make an ideal LC/MS partner. When the sample is very limited, the 1.0 mm or 0.5 mm id Poroshell columns are an excellent choice for high sensitivity LC/MS analyses. Sensitive MS molecular weight determinations are possible with as little as 0.5 to 5 pmole of protein on Poroshell columns. Poroshell columns have also been used for rapid MS identification of intact proteins, even in the presence of stabilizers and tissue culture media.



**Monoclonal IgG1 chains:  
Separation on Poroshell 300SB-C8**

**Column: Poroshell 300SB-C8  
660750-906  
2.1 x 75 mm, 5 µm**

Mobile Phase: A: 90% water:  
10% ACN + 3 mL/L of MW 300 PEG  
B: 10% water:  
90% ACN + 3 mL/L of MW 300 PEG

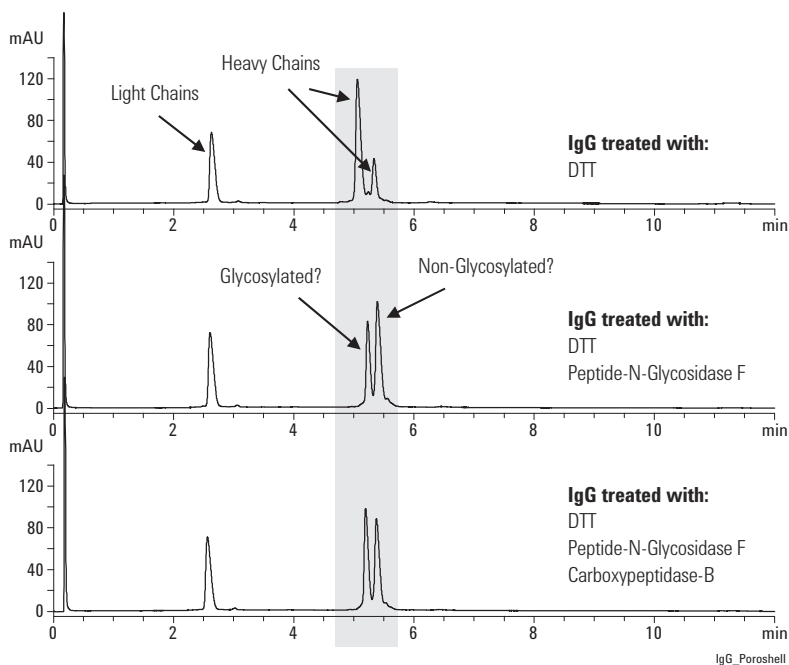
Flow Rate: 1.0 mL/min

Gradient: 0 min 25% B  
10 min 40% B  
10.1 min 25% B  
12 min 25% B

Temperature: 70 °C

Sample: Monoclonal IgG1

*Courtesy of:  
Novartis Pharma,  
Biotechnology, Basel  
Dr. Kurt Forrer  
Patrik Roethlisberger*



**TIPS & TOOLS**

Agilent offers an extensive selection of certified chromatography sample vials including polypropylene and deactivated and siliconized glass. For more information see (publication # 5990-9022EN).

[www.agilent.com/chem/library](http://www.agilent.com/chem/library)



**Protein elution pattern on ZORBAX Poroshell 300SB-C8**

**Column: Poroshell 300SB-C8  
660750-906  
2.1 x 75 mm, 5 µm**

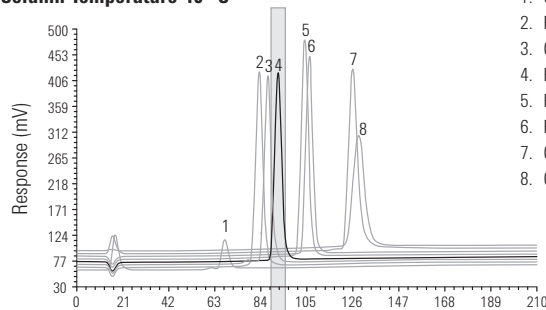
Mobile Phase: A: 0.1% TFA in H<sub>2</sub>O  
B: 0.1% TFA in ACN

Flow Rate: 1.0 mL/min

Gradient: B: 20 to 70% in 3 min

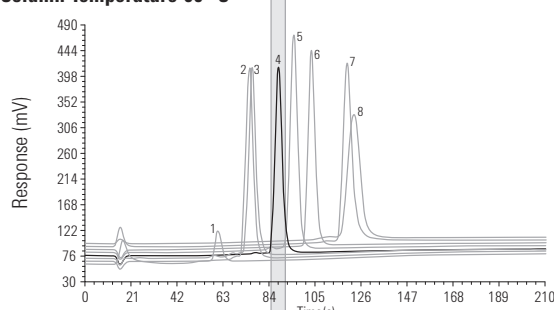
Detector: UV (214 nm)

**Column Temperature 40 °C**

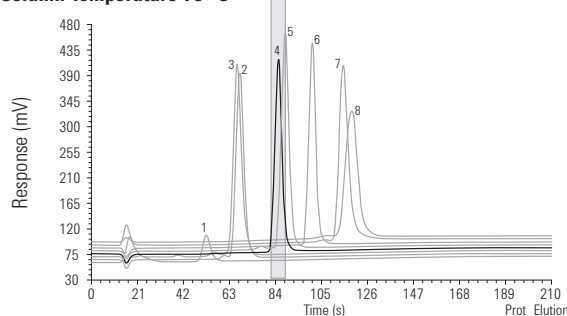


1. Glycoprotein X, MW ~ 22 kDa
2. Protein I, MW ~ 4 kDa
3. Glucagon, MW ~ 3.5 kDa
4. Biosynthetic human insulin, MW ~ 6 kDa
5. Protein J, MW ~ 3 kDa
6. Protein K, MW ~ 6 kDa
7. Glycoprotein Y, MW ~ 45 kDa
8. Glycoprotein Z, MW ~ 30 kDa

**Column Temperature 60 °C**



**Column Temperature 75 °C**



**Poroshell 300**

Hardware Description	Size (mm)	Particle Size (µm)	Poroshell 300SB-C18	Poroshell 300SB-C8	Poroshell 300SB-C3	Poroshell 300Extend-C18
Narrow Bore	2.1 x 75	5	660750-902	660750-906	660750-909	670750-902
MicroBore	1.0 x 75	5	661750-902	661750-906	661750-909	671750-902
Capillary	0.5 x 75	5		5065-4468		
Guard Cartridge, 4/pk	2.1 x 12.5	5	821075-920	821075-918	821075-924	
Guard Hardware Kit			820999-901	820999-901	820999-901	
MicroBore Guard, 3/pk	1.0 x 17	5	5185-5968	5185-5968	5185-5968	5185-5968

## Poroshell 120

- 120Å pore size for shorter chain peptide mapping
- UHPLC performance on 600 bar systems
- Up to 90% of the efficiency of sub-2  $\mu\text{m}$
- 2X the efficiency of 3.5  $\mu\text{m}$
- Up to 50% less pressure than sub-2  $\mu\text{m}$  columns

Agilent Poroshell 120 columns are a 2.7  $\mu\text{m}$  particle with a 1.7  $\mu\text{m}$  solid core and 0.5  $\mu\text{m}$  porous outer layer. This small particle size provides high efficiency, similar to sub-2  $\mu\text{m}$  columns, but with 40-50% less pressure. These high efficiency, high resolution columns can be used on any type of LC. The porous outer layer and solid core limit diffusion distance and improve separation speed while the narrow particle size distribution improves efficiency and resolution. The columns can support high pressure and multiple columns can be used for the highest resolution and efficiency possible. The smaller 120Å pore size is ideal for fast high resolution analysis of small hydrophilic peptides in protein digests.



### Column Specifications

Bonded Phase	Pore Size	Temp Limits	pH Range	Endcapped	Carbon Load
EC-C18	120Å	60 °C	2.0-8.0	Double	10%
SB-C18	120Å	90 °C	1.0-8.0	No	8%

Specifications represent typical values only

For information on the full family of Poroshell 120 phases, see page 228.



**Poroshell 120**

<b>Description</b>	<b>Size (mm)</b>	<b>Particle Size (<math>\mu\text{m}</math>)</b>	<b>EC-C18 USP L1</b>	<b>SB-C18 USP L1</b>
Analytical	4.6 x 150	2.7	693975-902	683975-902
Analytical	4.6 x 100	2.7	695975-902	685975-902
Solvent Saver	3.0 x 150	2.7	693975-302	683975-302
Solvent Saver	3.0 x 100	2.7	695975-302	685975-302
Narrow Bore	2.1 x 150	2.7	693775-902	683775-902
Narrow Bore	2.1 x 100	2.7	695775-902	685775-902

## PLRP-S

- Contain durable and resilient polymer particles that deliver reproducible results over longer lifetimes
- Thermally and chemically stable
- Comply with USP L21 designation
- Used in bioscience, chemical, clinical research, energy, environmental, food and agriculture, material science and pharmaceutical industries
- Pore sizes (100Å-4000Å) for separations of small molecules to large complexes and polynucleotides

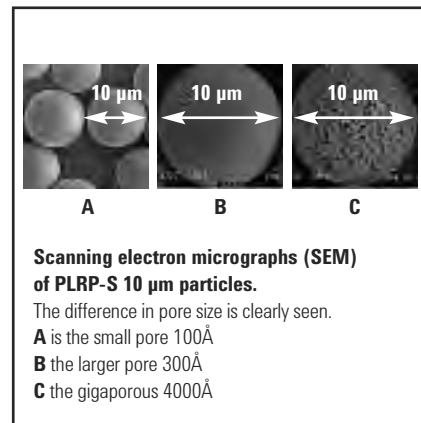
The PLRP-S family of columns consists of a range of pore sizes and particle sizes, all with identical chemistry and fundamental adsorptive characteristics. The particles are inherently hydrophobic, therefore no bonded phase, alkyl ligand is required for reversed-phase separations. This gives a highly reproducible material that is free from silanols and heavy metal ions. Columns within the extensive product range are suitable for nano/capillary separations, including both bottom-up and top-down proteomics, analytical separations, and preparative purifications. In addition, process columns can be packed with bulk media.

### Column Specifications

pH Range	1-14
Buffer Content	Unlimited
Organic Modifier	1-100%
Temperature Limits	200 °C
Maximum Pressure	5-8 µm: 3000 psi (210 bar) 3 µm: 4000 psi (300 bar)

### PLRP-S Applications

Pore Size	Application
100Å	Small molecules/peptides/oligonucleotides
300Å	Recombinant peptides/proteins
1000Å	Large proteins
4000Å	DNA/high speed



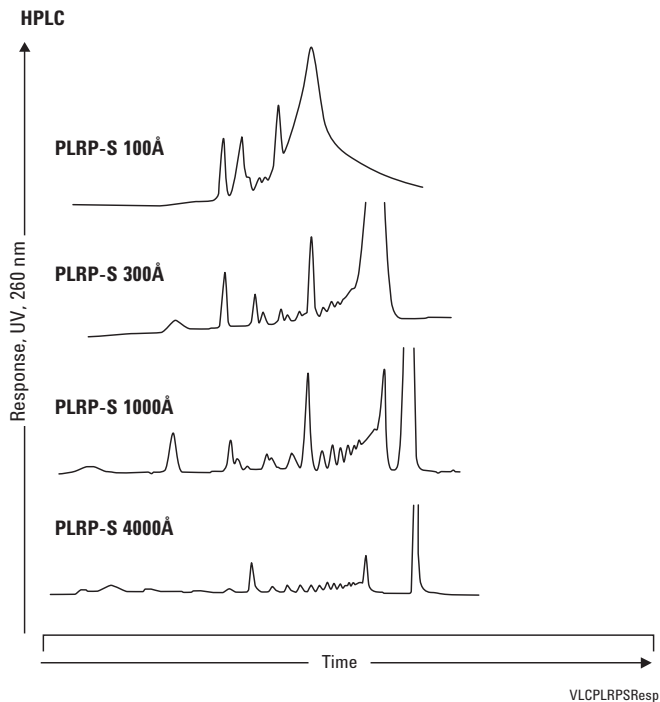
**HPLC of 25 bp DNA ladder**

**Column:** PLRP-S, 2.1 x 150 mm

Mobile Phase: A: 0.1 M TEAA  
B: 0.1 M TEAA in 50% water:50% ACN

Flow Rate: 200 µL/min

Gradient: 12.5-50% B in 150 min



**Polyethylene glycols**

**Column:** PLRP-S 100Å  
PL1111-3500  
4.6 x 150 mm, 5 µm

Mobile Phase: A: Water  
B: ACN

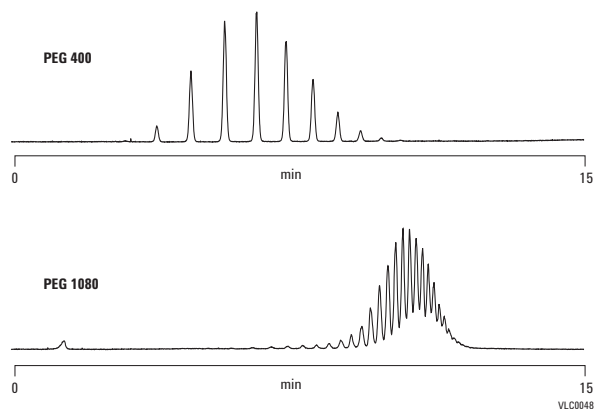
Gradient: 10-30% B in 12 min, held at 30% B for 3 min

Flow Rate: 1.0 mL/min

Injection Volume: 10 µL

Sample Conc: 1 mg/mL

Detector: ELS (neb=50 °C, evap=70 °C, gas=1.6 SLM)



**Exploiting chemical stability –  
TFA concentration**

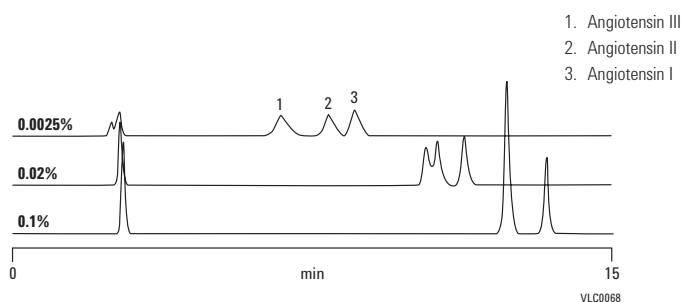
**Column:** PLRP-S 100Å  
PL1512-5500  
4.6 x 250 mm, 5 µm

**Mobile Phase:** A: TFA (various %) in water  
B: TFA (various %) in ACN

**Gradient:** Linear 12-40% B in 15 min

**Flow Rate:** 1.0 mL/min

**Detector:** ELS (neb=75 °C, evap=85 °C, gas=1.0 SLM)



**Selectivity in peptide RP-LC**

**Column:** PLRP-S 100Å  
PL1512-5500  
4.6 x 250 mm, 5 µm

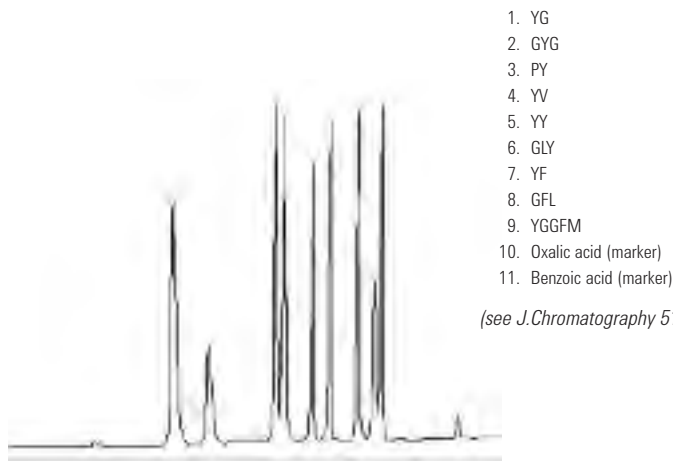
**Mobile Phase:** A: 0.1% TFA/1% 2-Propanol/Water  
B: 0.1% TFA/1% 2-Propanol/ACN

**Flow Rate:** 1.0 mL/min

**Gradient:** 95% A (0-3 min) to 50% A (13 min)

**Detector:** UV, 220 nm

Good separation of peptide standards on Agilent PLRP-S



(see *J.Chromatography* 512 (1990) 315-23)

**Exploiting chemical stability –  
NH<sub>4</sub>OH concentration**

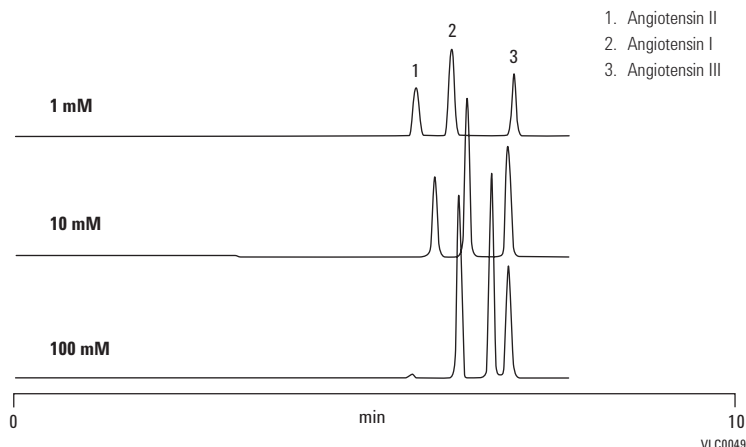
**Column:** PLRP-S 100Å  
PL1512-5500  
4.6 x 250 mm, 5 µm

**Mobile Phase:** A: NH<sub>4</sub>OH (various mM) in water  
B: NH<sub>4</sub>OH (various mM) in ACN

**Gradient:** Linear 10-100% B in 15 min

**Flow Rate:** 1.0 mL/min

**Detector:** ELS (neb=80 °C, evap=85 °C, gas=1.0 SLM)



**Alberta Peptide Institute test mix**

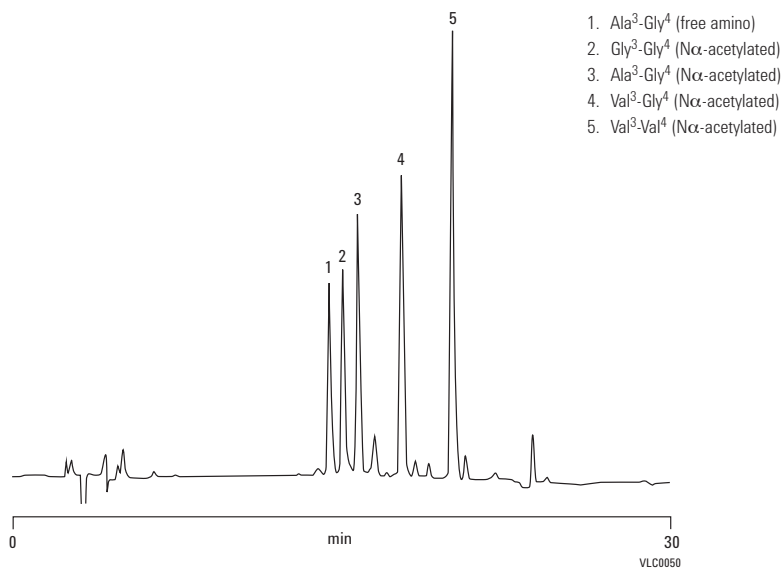
**Column:** PLRP-S 100Å  
PL1512-5500  
4.6 x 250 mm, 5 µm

**Mobile Phase:** A: 0.1% TFA in 99% water:1% ACN  
B: 0.1% TFA in 70% water:30% ACN

**Gradient:** 0-100% B in 30 min

**Flow Rate:** 1.0 mL/min

**Detector:** UV, 220 nm





**Whey proteins in dairy samples – milk**

**Column:** PLRP-S 300Å  
PL1512-3801  
4.6 x 150 mm, 8 µm

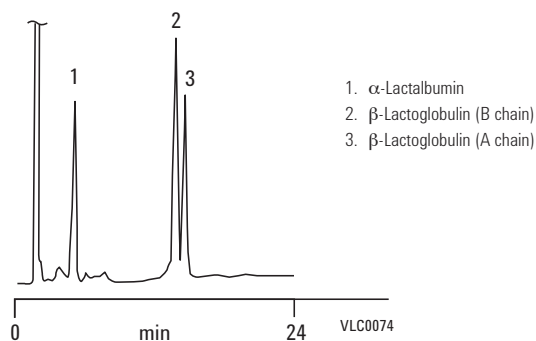
**Mobile Phase:** A: 0.1% TFA in 99% water:1% ACN  
B: 0.1% TFA in 1% water:99% ACN

**Gradient:** 36-48% B, 0-24 min, 48-100% B, 24-30 min  
100% B, 30-35 min, 100-36% B, 35-40 min

**Flow Rate:** 1.0 mL/min

**Injection Volume:** 10 µL

**Detector:** UV, 220 nm

**Temperature as a tool to enhance mass transfer and improve resolution of oligonucleotides in ion-pair reversed-phase HPLC**

**Column:** PLRP-S 100Å  
PL1512-1300  
4.6 x 50 mm, 3 µm

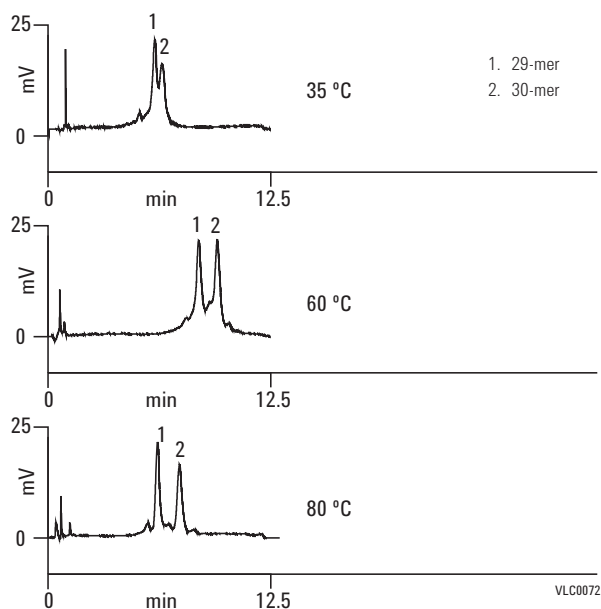
**Mobile Phase:** A: 100 mM TEAA  
B: 100 mM TEAA in 25% ACN

**Gradient:** 5% change in buffer B over 5 min

**Flow Rate:** 1.0 mL/min

**Temperature:** 35 °C, 60 °C, or 80 °C

**Detector:** UV, 254 nm



**Large fibrous proteins**

**Column:** PLRP-S 300Å  
 PL1512-3801  
 4.6 x 150 mm, 8 µm

**Column:** PLRP-S 1000Å  
 PL1512-3802  
 4.6 x 150 mm, 8 µm

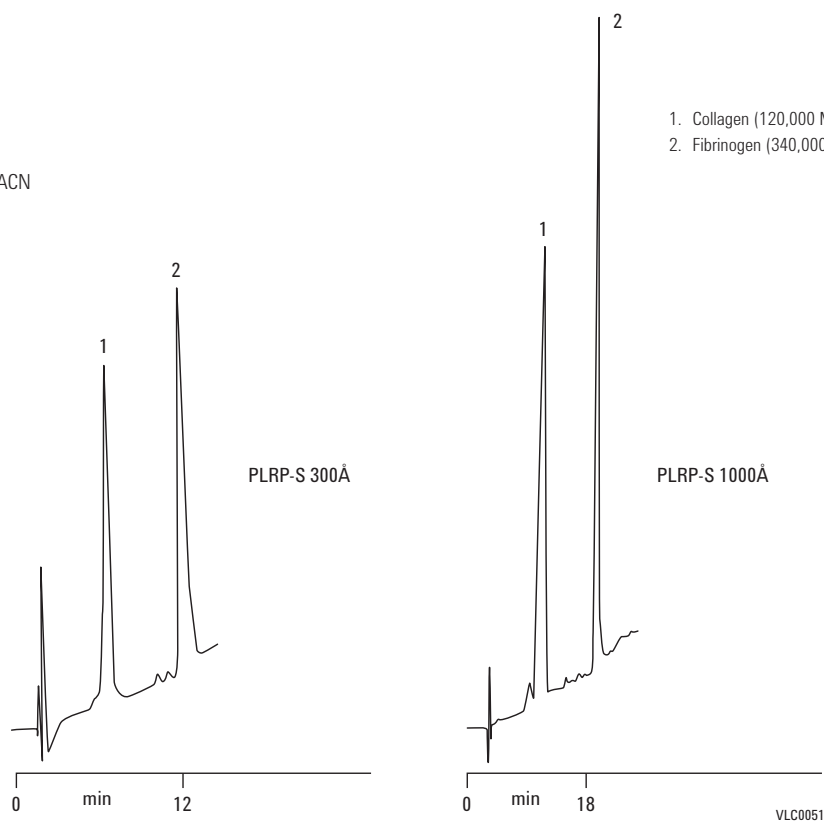
**Mobile Phase:** A: 0.25% TFA in water  
 B: 0.25% TFA in 5% water:95% ACN

**Flow Rate:** 1.0 mL/min



**Gradient:** 20-60% B in 15 min

**Detector:** UV, 220 nm

- 1. Collagen (120,000 MW)
- 2. Fibrinogen (340,000 MW)



## PLRP-S HPLC Columns

Hardware	Size (mm)	Particle Size (µm)	PLRP-S 100Å USP L21	PLRP-S 300Å USP L21	PLRP-S 1000Å USP L21	PLRP-S 4000Å USP L21
	4.6 x 250	8	PL1512-5800	PL1512-5801	PL1512-5802	
	4.6 x 150	8	PL1512-3800	PL1512-3801	PL1512-3802	PL1512-3803
	4.6 x 50	8		PL1512-1801	PL1512-1802	PL1512-1803
	4.6 x 250	5	PL1512-5500	PL1512-5501		
	4.6 x 150	5	PL1111-3500	PL1512-3501		
	4.6 x 50	5	PL1512-1500	PL1512-1501	PL1512-1502	PL1512-1503
	4.6 x 150	3	PL1512-3300	PL1512-3301		
	4.6 x 50	3	PL1512-1300	PL1512-1301		
	2.1 x 250	8		PL1912-5801		
	2.1 x 150	8		PL1912-3801	PL1912-3802	PL1912-3803
	2.1 x 50	8		PL1912-1801	PL1912-1802	PL1912-1803
	2.1 x 250	5	PL1912-5500	PL1912-5501		
	2.1 x 150	5	PL1912-3500	PL1912-3501		
	2.1 x 50	5	PL1912-1500	PL1912-1501	PL1912-1502	PL1912-1503
	2.1 x 150	3	PL1912-3300	PL1912-3301		
	2.1 x 50	3	PL1912-1300	PL1912-1301		
	1.0 x 50	8			PL1312-1802	
	1.0 x 50	5	PL1312-1500		PL1312-1502	
	1.0 x 10	5			PL1C12-2502	
	1.0 x 150	3	PL1312-3300			
	1.0 x 50	3	PL1312-1300			
	PLRP-S Guard Cartridges for 5 x 3 mm, 2/pk		PL1612-1801	PL1612-1801	PL1612-1801	PL1612-1801
	Guard Cartridge holder for 3.0 x 5.0 mm cartridges		PL1310-0016	PL1310-0016	PL1310-0016	PL1310-0016

## TIPS &amp; TOOLS

For prep columns and media ordering information, turn to pages 470-471.



For microbore columns ordering information, turn to page 463.



## Amino Acid Analysis (AAA) Columns and Supplies

### ZORBAX Eclipse Amino Acid Analysis (AAA) Columns

- High resolution and rapid analysis of 24 amino acids
- Tested for amino acid analysis
- Uses well-known OPA and FMOC precolumn derivatization chemistry
- Easily automated using a detailed online, derivatization protocol available for use with Agilent 1100/1200 autosampler

The Agilent ZORBAX Eclipse AAA high efficiency column rapidly separates amino acids following an updated and improved protocol. Total analysis from injection-to-injection can be achieved in as little as 8 min (7 min analysis time) on a 50 mm 1.8  $\mu\text{m}$  column, 14 min (9 min analysis time) on shorter, 75 mm length columns and 24 min (18 min analysis time) on the 150 mm column length. Exceptional sensitivity (5-50 pmol with DAD, FLD) and reliability are achieved using both OPA and FMOC derivatization chemistries in one fully automated procedure using the Agilent 1100/1200 HPLC instrument.

ZORBAX Eclipse Plus C18 columns are another excellent choice for Amino Acid Analysis. For more information about ZORBAX Eclipse Plus Columns, see page 248.

#### ZORBAX Eclipse Amino Acid Analysis (AAA) Columns

Hardware	Description	Size (mm)	Particle Size ( $\mu\text{m}$ )	Part No.
	Analytical routine sensitivity	4.6 x 150	5	993400-902
	Analytical routine sensitivity, high-resolution using FLD	4.6 x 150	3.5	963400-902
	Analytical routine sensitivity, high-throughput	4.6 x 75	3.5	966400-902
	Solvent Saver high sensitivity, high-resolution	3.0 x 150	3.5	961400-302
ZGC	Guard Cartridges, 4/pk	4.6 x 12.5	5	820950-931
ZGC	Guard Hardware Kit			820999-901

#### TIPS & TOOLS

Further information can be found in the following publication:

*High-Speed Amino Acid Analysis (AAA) on 1.8  $\mu\text{m}$  Reversed-Phase (RP) Columns* (publication # 5989-6297EN)

[www.agilent.com/chem/library](http://www.agilent.com/chem/library)

## Amino Acid Standards

Each amino acid standard contains the following amino acids:

- Glycine
- L-cysteine
- L-histidine
- L-tyrosine
- L-leucine
- L-methionine
- L-serine
- L-alanine
- L-phenylalanine
- L-glutamic acid
- L-proline
- L-isoleucine
- L-arginine
- L-threonine
- L-valine
- L-lysine
- L-aspartic acid

### Amino Acid Standards, 10 x 1 mL ampoules\*

Description	Part No.
1 nmol/μL	5061-3330
250 pmol/μL	5061-3331
100 pmol/μL	5061-3332
25 pmol/μL	5061-3333
10 pmol/μL	5061-3334
Amino acids supplement kit Includes 1 g each of norvaline, sarcosine, asparagine, glutamine, tryptophan, and 4-hydroxyproline	5062-2478

\*Consider shelf-life and buy limited quantities, P/N 5062-2478 ships as 1 g vials

### Amino Acid Separations Reagents

Description	Part No.
OPA reagent, 10 mg/mL each in 0.4 M borate buffer o-phthalaldehyde (OPA) and 3-mercaptopropionic acid, 6 x 1 mL ampoules	5061-3335
FMOOC reagent, 2.5 mg/mL in acetonitrile, 9-fluorenylmethylchloroformate, 1 mL, 10 ampoules	5061-3337
Borate buffer, 100 mL	5061-3339
DTDPA (Dithiodipropionic) reagent, for analysis of cysteine, 5 g	5062-2479

**High resolution of 24 amino acids  
using ZORBAX Eclipse-AAA protocol**

**Column:** ZORBAX Eclipse AAA  
963400-902  
4.6 x 150 mm, 3.5 µm

**Mobile Phase:** A: 40 mM Na<sub>2</sub>HPO<sub>4</sub>, pH 7.8  
B: ACN:MeOH:Water,  
45:45:10 v/v

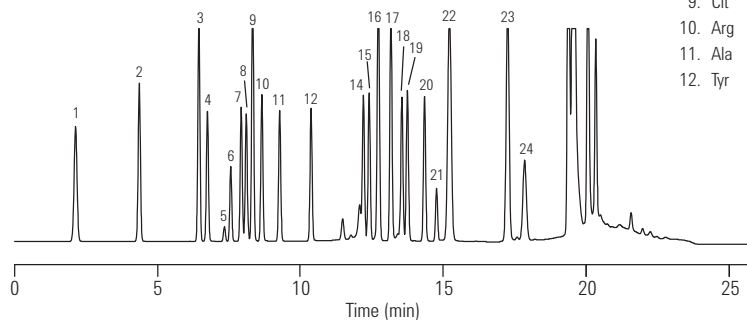
**Flow Rate:** 2 mL/min

**Temperature:** 40 °C

**Detector:** Fluorescence

**Sample:** 24 Amino Acids

- |         |         |
|---------|---------|
| 1. Asp  | 13. Cys |
| 2. Glu  | 14. Val |
| 3. Asn  | 15. Met |
| 4. Ser  | 16. Nva |
| 5. Gln  | 17. Trp |
| 6. His  | 18. Phe |
| 7. Gly  | 19. Ile |
| 8. Thr  | 20. Leu |
| 9. Cit  | 21. Lys |
| 10. Arg | 22. Hyp |
| 11. Ala | 23. Sar |
| 12. Tyr | 24. Pro |



LCPAH01

This high resolution separation of 24 amino acids is done in 18 minutes. If the Rapid Resolution 4.6 x 75 mm Eclipse AAA column is selected, these amino acids are resolved in 9 minutes.

# Ion-Exchange Chromatography

## Purify proteins and other charged molecules

Ion-exchange chromatography (IEX) is a highly sensitive technique that allows you to separate ions and polar molecules based on their charge. Like SEC, IEX can be used to separate proteins in their native state.

### Applying IEX to charge variant analysis

During production and purification, antibodies can exhibit changes in charge heterogeneity as a result of amino acid substitutions, glycosylation, phosphorylation, and other post-translational or chemical modifications. Because these changes can impact stability and activity – or cause immunologically adverse reactions – the analysis of charge heterogeneity in monoclonal antibody (MAb) preparations is critical to biopharmaceuticals.

In protein analysis, charge variations at a given pH indicate a change in the primary molecular structure – resulting in additional forms of the protein in question. These are called isoforms (or charge variants), and can be resolved by IEX chromatography. IEX is also useful as a preparative technique.

The pages that follow describe Agilent's family of weak and strong ion-exchangers – both anionic and cationic.

- **Agilent non-porous Bio IEX columns** are designed for high-resolution, high-efficiency, and high-recovery separations.
- **Agilent Bio MAb columns** are optimized for separating charge isoforms of monoclonal antibodies.
- **Agilent porous IEX columns (PL-SAX and PL-SCX)** are chemically stable, and are available in two pore sizes – allowing you to separate peptides, oligonucleotides, and very large proteins.
- **Bio-Monolith IEX columns** are uniquely suited to separating antibodies, viruses, and DNA.



**Ion-Exchange Column Selection**

<b>Application</b>	<b>Agilent Columns</b>	<b>Notes</b>
Monoclonal antibodies	Agilent Bio MAb	Thorough characterization of monoclonal antibodies includes the identification and monitoring of acidic and basic isoforms. Agilent Bio MAb HPLC columns feature a unique resin specifically designed for high-resolution charge-based separations of monoclonal antibodies.
Peptides and proteins	Agilent Bio IEX	Agilent Bio Ion-Exchange columns are packed with polymeric, nonporous, ion-exchange particles. Bio IEX columns are designed for high resolution, high recovery and highly efficient separations.
Proteins, peptides and deprotected synthetic oligonucleotides	PL-SAX <ul style="list-style-type: none"> <li>• 1000Å</li> <li>• 4000Å</li> </ul>	The strong anion-exchange functionality, covalently linked to a fully porous chemically stable polymer, extends the operating pH range. In addition, the anion-exchange capacity is independent of pH. For synthetic oligonucleotides, separations using denaturing conditions of temperature, organic solvent, and high pH are all possible. The 5 µm media delivers separations at high resolution with the 30 µm media used for medium pressure liquid chromatography.
Globular proteins and peptides	PL-SAX 1000Å	
Very large biomolecules/high speed	PL-SAX 4000Å	
Small peptides to large proteins	PL-SCX <ul style="list-style-type: none"> <li>• 1000Å</li> <li>• 4000Å</li> </ul>	
Globular proteins	PL-SCX 1000Å	PL-SCX is a macroporous PS/DVB matrix with a very hydrophilic coating and strong cation-exchange functionality. This process is controlled to provide the optimum density of strong cation-exchange moieties for the analysis, separation and purification of a wide range of biomolecules. The 5 µm media delivers separations at higher resolution with the 30 µm media used for medium pressure liquid chromatography.
Very large biomolecules/high speed	PL-SCX 4000Å	
Antibodies (IgG, IgM), plasmid DNA, viruses, phages and other macro biomolecules	Bio-Monolith <ul style="list-style-type: none"> <li>• Bio-Monolith QA</li> <li>• Bio-Monolith DEAE</li> <li>• Bio-Monolith SO<sub>3</sub></li> <li>• Bio-Monolith Protein A</li> </ul>	Strong cation-exchange, strong and weak anion-exchange, and Protein A phases. Bio-Monolith HPLC columns are compatible with preparative LC systems, including Agilent 1100 and 1200 HPLC systems.
Viruses, DNA, large proteins	Bio-Monolith QA	
Plasmid DNS, bacteriophages	Bio-Monolith DEAE	
Proteins, antibodies	Bio-Monolith SO <sub>3</sub>	



## Agilent Bio MAb HPLC Columns

- A packing support composed of a rigid, spherical, highly cross-linked polystyrene divinylbenzene (PS/DVB) non-porous bead
- Particles grafted with a hydrophilic, polymeric layer, virtually eliminating non-specific binding of antibody proteins
- A different process is used to layer the weak cation-exchange phase to the particle making it a higher density than the Agilent Bio WCX column particles
- Specifically designed for the separation of charge isoforms of monoclonal antibodies

Thorough characterization of monoclonal antibodies includes the identification and monitoring of acidic and basic isoforms. Agilent Bio MAb HPLC columns feature a unique resin specifically designed for high-resolution, charge-based separations of monoclonal antibodies. Compatible with aqueous solution buffers, acetonitrile/acetone/methanol and water mixtures. Commonly used buffers: phosphate, tris, MES and acetate.

Bio MAb columns are available in 1.7, 3, 5 and 10  $\mu\text{m}$  sizes, providing higher resolution with smaller particles.



### Column Specifications

Bonded Phase	ID	Particle Size	pH Stability	Operating Temperature Limit	Flow Rate
Weak Cation-Exchange (carboxylate)	2.1 and 4.6 mm	1.7, 3, 5 and 10 $\mu\text{m}$	2-12	80 °C	0.1-1.0 mL/min

### TIPS & TOOLS

Capillary electrophoresis is an alternative technique to liquid chromatography for the separation of charged isoforms. Further information can be found in the following Technical Note:

*Capillary electrophoresis focusing on the Agilent Capillary Electrophoresis system* (publication # 5989-9852EN)

[www.agilent.com/chem/library](http://www.agilent.com/chem/library)



**Consistent ion-exchange MAb separation**

**Column:** Bio MAb, PEEK  
5190-2411  
2.1 x 250 mm, 5 µm

**Buffer:** A: Sodium phosphate buffer, 20 mM  
B: Buffer A + 400 mM NaCl

**Gradient:** 15-35% Buffer B from 0-30 min

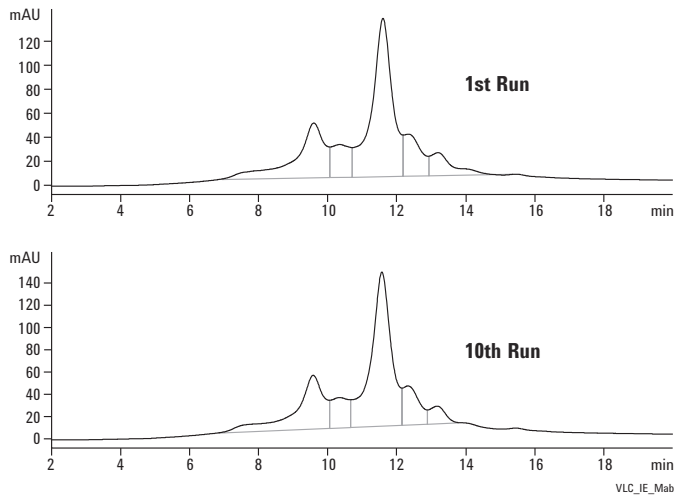
**Flow Rate:** 0.65 mL/min

**Sample:** CHO-humanized MAb, 1 mg/mL

**Injection:** 2.5 µL

**Detector:** UV 220 nm

**Temperature:** Ambient



To provide a metal free flow path, Bio MAb PEEK columns are available.

**Virtually eliminate retention time variations**

**Column:** Bio MAb, stainless steel  
5190-2413  
4.6 x 250 mm, 10 µm

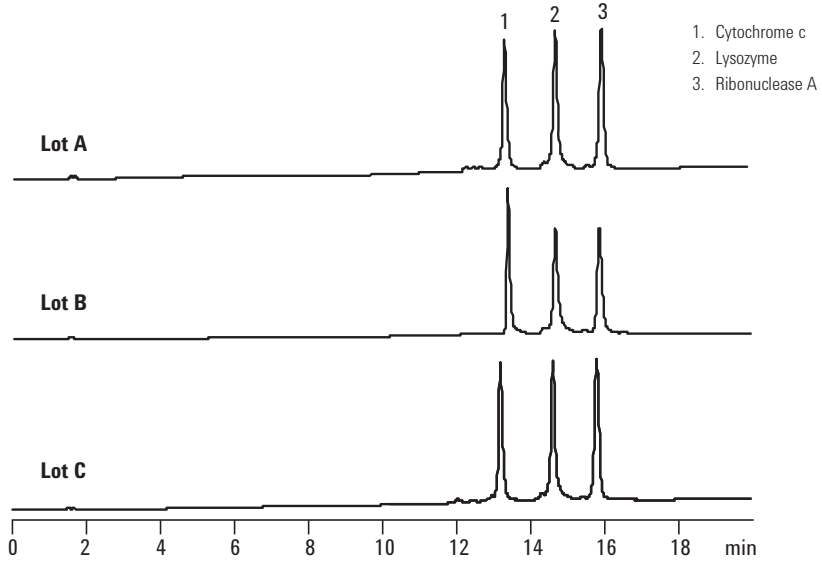
**Mobile Phase:** A: 10 mM phosphate, pH 6.0  
B: A + 1.0 M NaCl

**Flow Rate:** 1.0 mL/min

**Gradient:** 0-100% B in 42 min

**Temperature:** 25 °C

**Detector:** UV 214 nm



The combination of well-controlled resin production, column surface chemistry, and column packing virtually eliminates retention time variations from column-to-column and lot-to-lot.

### Charge isoform analysis of monoclonal antibodies

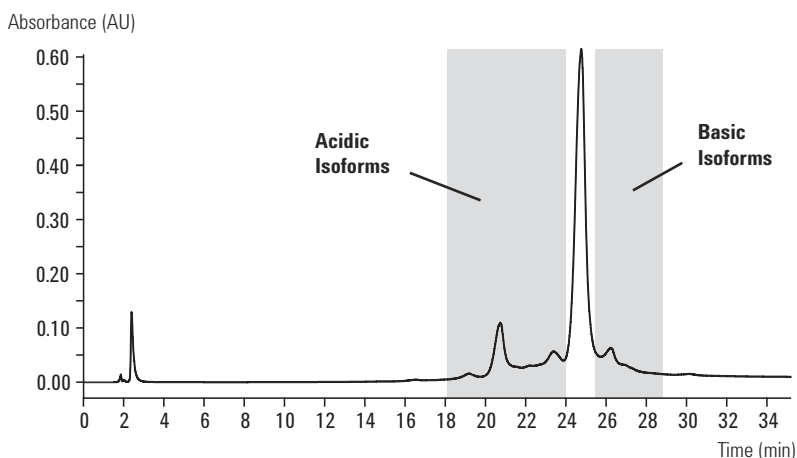
**Column:** Bio MAb, PEEK  
5190-2407  
4.6 x 250 mm, 5 µm

**Mobile Phase:** A: 10 mM Sodium Phosphate, pH 7.50  
B: A + 100 mM NaCl, pH 7.50

**Flow Rate:** 0.8 mL/min

**Gradient:** 15-95% B in 60 min

**Sample:** 5 µL, 5 mg/mL, MAb



High resolution separation of acidic and basic charge variants using the Agilent Bio MAb NP5 column

### Agilent Bio MAb HPLC Columns

Size (mm)	Particle Size (µm)	Bio MAb PEEK	Pressure Limit	Bio MAb Stainless Steel	Pressure Limit
4.6 x 250	10	5190-2415	275 bar, 4000 psi	5190-2413	275 bar, 4000 psi
4.6 x 50, Guard	10	5190-2416	275 bar, 4000 psi		
4.6 x 250	5	5190-2407	400 bar, 5800 psi	5190-2405	413 bar, 6000 psi
4.6 x 50, Guard	5	5190-2408	400 bar, 5800 psi		
4.6 x 50	3			5190-2403	551 bar, 8000 psi
4.6 x 50	1.7			5190-2401	600 bar, 8700 psi
4.0 x 10, Guard	10			5190-2414	275 bar, 4000 psi
4.0 x 10, Guard	5			5190-2406	413 bar, 6000 psi
4.0 x 10, Guard	3			5190-2404	551 bar, 8000 psi
4.0 x 10, Guard	1.7			5190-2402	600 bar, 8700 psi
2.1 x 250	10	5190-2419	275 bar, 4000 psi		
2.1 x 50, Guard	10	5190-2420	275 bar, 4000 psi		
2.1 x 250	5	5190-2411	400 bar, 5800 psi		
2.1 x 50, Guard	5	5190-2412	400 bar, 5800 psi		



## Agilent Bio IEX HPLC Columns

- Highly cross-linked and rigid nonporous poly(styrene divinylbenzene) (PS/DVB) particles are grafted with a hydrophilic, polymeric layer, eliminating nonspecific binding
- Uniform, densely packed ion-exchange functional groups are chemically bonded to the hydrophilic layer (multiple ion-exchange groups per anchoring) to increase column capacity
- Particles, coating and bonding are resistant to high pressures, promoting higher resolution and faster separations
- Multiple ion-exchange groups are captured on one anchoring to increase capacity

Agilent Bio IEX HPLC columns are packed with polymeric, nonporous, ion-exchange particles and are designed for high resolution, high recovery and highly efficient separations of peptides, oligonucleotides and proteins.

The Bio IEX family offers strong cation-exchange (SCX), weak cation-exchange (WCX), strong anion-exchange (SAX) and weak anion-exchange (WAX) phases. All phases are available in 1.7, 3, 5 and 10  $\mu\text{m}$  non-porous particles sizes.

### Column Specifications

Bonded Phase	ID	Particle Size	pH Stability	Operating Temperature Limit	Flow Rate
SCX (Strong cation-exchange) - $\text{SO}_3\text{H}$	2.1 and 4.6 mm	1.7, 3, 5 and 10 $\mu\text{m}$	2-12	80 °C	0.1-1.0 mL/min
WCX (Weak cation-exchange) - $\text{COOH}$					
SAX (Strong anion-exchange) - $\text{N}(\text{CH}_3)_3$					
WAX (Weak anion-exchange) - $\text{N}(\text{C}_2\text{H}_5)_2$					

### TIPS & TOOLS



More information is a click away. We have a variety of educational primers, application notes, maintenance guides, and literature available from Agilent for free.

To learn more, visit [www.agilent.com/chem/library](http://www.agilent.com/chem/library)

**Exceptional separating power**

**Column:** Agilent Bio SCX, stainless steel  
5190-2423  
4.6 x 50 mm, 3 µm

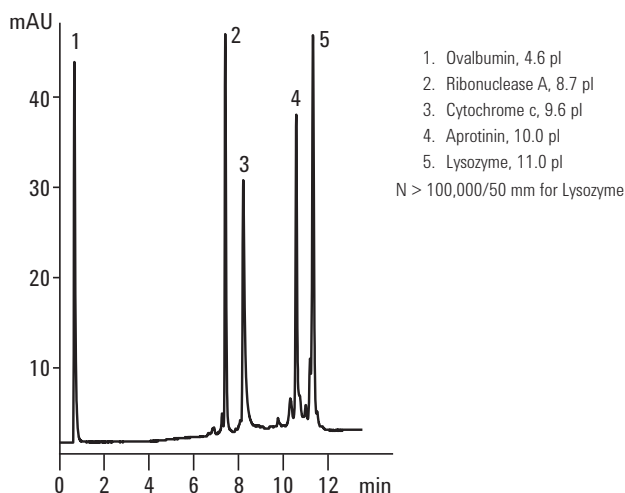
**Buffer:** 10 mM Phosphate, pH 6.0

**Flow Rate:** 0.5 mL/min

**Gradient:** 0-1.0 M NaCl, 15 min

**Detector:** 280 nm

The hydrophilic, polymeric layer and densely packed ion-exchange functional groups provide extremely sharp peak shapes and high resolution of a mixture of proteins with a broad range of isoelectric points (pI).



**Separation of protein standards on Agilent 3 µm ion-exchange columns by cation-exchange chromatography**

**Column A:** Agilent Bio SCX, NP 3, 4.6 x 50 mm, SS

**Column B:** Agilent Bio WCX, NP 3, 4.6 x 50 mm, SS

**Column C:** Agilent Bio MAb, NP 3, 4.6 x 50 mm, SS

**Mobile Phase:** A: 10 mM NaH<sub>2</sub>PO<sub>4</sub>·2H<sub>2</sub>O, pH 5.70  
B: A + 1 M NaCl

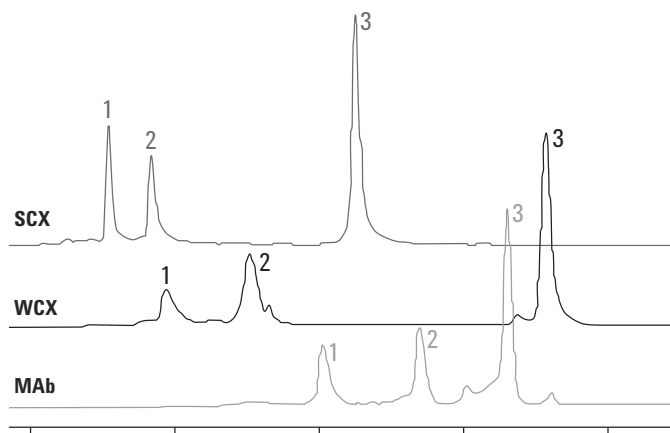
**Flow Rate:** 0.5 mL/min

**Gradient:** 0 min - 100% A : 0% B  
25 min - 0% A : 100% B

**Temperature:** Ambient

**Detector:** Agilent 1260 Infinity Bio-inert Quaternary LC with diode array detector at 220 nm

**Sample:** Cytochrome c, ribonuclease A, lysozyme and protein mix



**Illustration that Bio WCX, SCX and MAb columns are capable of producing protein separations**

Agilent column	Peak number	Peak name	RT [min]	Height [mAU]	Area [mAU*s]	Plates	Width [min]	Resolution
Bio WCX NP, 3 µm	1	Cytochrome c	7.86	124	1833	7844	0.2089	-
	2	RNase A	9.03	241	3358	10800	0.2044	3.32
	3	Lysozyme	13.13	636	7274	44488	0.1466	13.73
Bio SCX NP, 3 µm	1	RNase A	7.06	396	2616	39847	0.0832	-
	2	Cytochrome c	7.66	297	2778	28920	0.1060	1.08
	3	Lysozyme	10.49	763	7186	44828	0.1167	1.37
Bio MAb NP, 3 µm	1	Cytochrome c	10.04	203	2369	21814	0.1600	-
	2	RNase A	11.37	256	2690	33314	0.1467	3.11
	3	Lysozyme	12.59	652	6616	56734	0.1244	5.28

**Weak cation-exchange chromatography for P128 therapeutic protein sample on the Agilent 1260 Bio-inert Quaternary LC system using different cation-exchange columns**

**Column A:** Bio MAb, PEEK  
5190-2407  
4.6 x 250 mm, 5 µm

**Column B:** Bio MAb, PEEK  
5190-2415  
4.6 x 250 mm, 10 µm

**Column C:** Brand B WCX-10  
4.0 x 250 mm, 10 µm

Mobile Phase: A: 20 mM sodium phosphate (pH = 6.0)  
B: 20 mM sodium phosphate (pH = 6.0)  
containing 1.0 M sodium chloride

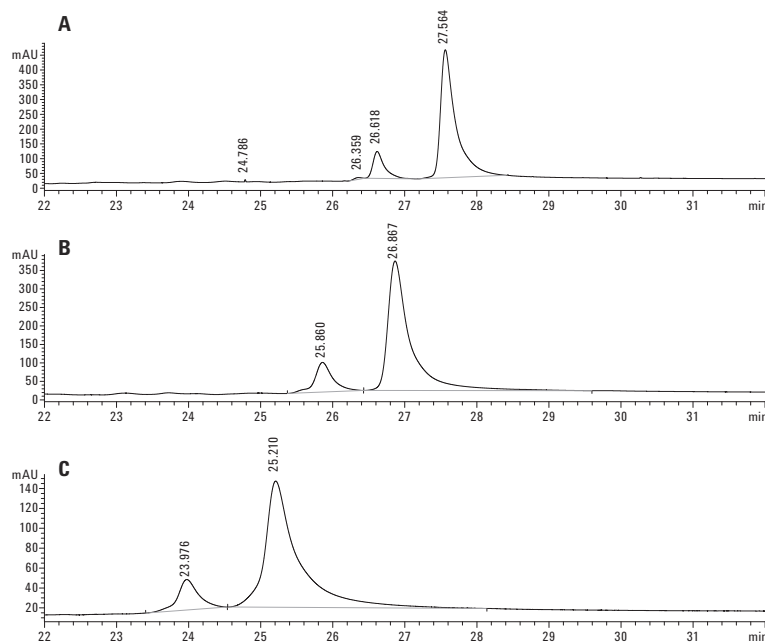
Flow Rate: 0.5 mL/min

Gradient: 10% B 0 min, 35% B 35 min,  
10% B 36 min, 10% B 45 min

Detector: UV, 220 nm/4 nm, Reference: Off  
(data also acquired at 220, 230, 240,  
and 280 nm)

Sample: P128

Sample was desalted by ultrafiltration and extracted into 20 mM sodium phosphate.



## Agilent Bio IEX HPLC Columns, PEEK

Size (mm)	Particle Size ( $\mu\text{m}$ )	Pressure Limit	Bio SCX Part No.	Bio WCX Part No.	Bio SAX Part No.	Bio WAX Part No.
4.6 x 250	10	275 bar, 4000 psi	5190-2435	5190-2455	5190-2475	5190-2495
4.6 x 50, Guard	10	275 bar, 4000 psi	5190-2436	5190-2456	5190-2476	5190-2496
4.6 x 250	5	400 bar, 5800 psi	5190-2427	5190-2447	5190-2467	5190-2487
4.6 x 50, Guard	5	400 bar, 5800 psi	5190-2428	5190-2448	5190-2468	5190-2488
2.1 x 250	10	275 bar, 4000 psi	5190-2439	5190-2459	5190-2479	5190-2499
2.1 x 50, Guard	10	275 bar, 4000 psi	5190-2440	5190-2460	5190-2480	5190-2500
2.1 x 250	5	400 bar, 5800 psi	5190-2431	5190-2451	5190-2471	5190-2491
2.1 x 50, Guard	5	400 bar, 5800 psi	5190-2432	5190-2452	5190-2472	5190-2492

## Agilent Bio IEX HPLC Columns, Stainless Steel

Size (mm)	Particle Size ( $\mu\text{m}$ )	Pressure Limit	Bio SCX Part No.	Bio WCX Part No.	Bio SAX Part No.	Bio WAX Part No.
4.6 x 250	10	275 bar, 4000 psi	5190-2433	5190-2453	5190-2473	5190-2493
4.6 x 250	5	413 bar, 6000 psi	5190-2425	5190-2445	5190-2465	5190-2485
4.6 x 50	3	551 bar, 8000 psi	5190-2423	5190-2443	5190-2463	5190-2483
4.6 x 50	1.7	600 bar, 8700 psi	5190-2421	5190-2441	5190-2461	5190-2481
4.0 x 10, Guard	10	275 bar, 4000 psi	5190-2434	5190-2454	5190-2474	5190-2494
4.0 x 10, Guard	5	413 bar, 6000 psi	5190-2426	5190-2446	5190-2466	5190-2486
4.0 x 10, Guard	3	551 bar, 8000 psi	5190-2424	5190-2444	5190-2464	5190-2484
4.0 x 10, Guard	1.7	275 bar, 4000 psi	5190-2422	5190-2442	5190-2462	5190-2482



## PL-SAX Strong Anion-Exchange Columns

- Small particles deliver excellent chromatographic performance
- Wide range of particle sizes and 2 pore sizes for flexible analysis to scale-up purification
- Exceptional stability for long column lifetime

PL-SAX  $-N(CH_3)_3^+$  is ideal for the anion-exchange HPLC separations of proteins, peptides and deprotected synthetic oligonucleotides under denaturing conditions. The strong anion-exchange functionality, covalently linked to a chemically stable fully porous polymer, extends the operating pH range. In addition, the anion-exchange capacity is independent of pH. For synthetic oligonucleotides, separations using denaturing conditions of temperature, organic solvent, and high pH are all possible. PL-SAX delivers improved chromatography for self-complementary or G-rich sequences that may associate to form aggregates or hairpin structures. The 5  $\mu\text{m}$  material provides high efficiency separations of n and n-1 sequences. A wide range of particle sizes and column geometries permits analysis scale-up to purification. The strong anion-exchange functionality provides a material with exceptional chemical and thermal stability, even with sodium hydroxide eluents, leading to long column lifetime.

### Column Specifications

Bonded Phase	ID (mm)	Particle Size ( $\mu\text{m}$ )	Pore Size	pH Stability	Operating Temperature Limit
Strong Anion-Exchange	2.1, 4.6, 7.5, 25, 50 and 100	5, 8, 10 and 30	1000Å and 4000Å	1-14	80 °C

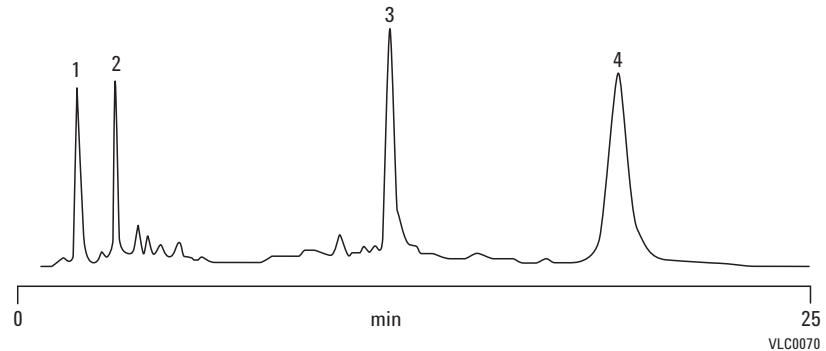


**Standard ion-exchange protein separation**

**Column:** PL-SAX 1000Å  
 PL1551-1502  
 4.6 x 50 mm, 5 µm

**Mobile Phase:** A: 10 mM Tris HCl pH 8  
 B: A+0.35 M NaCl pH 8  
**Gradient:** 0-100% B in 20 min  
**Flow Rate:** 1.0 mL/min  
**Detector:** UV, 220 nm

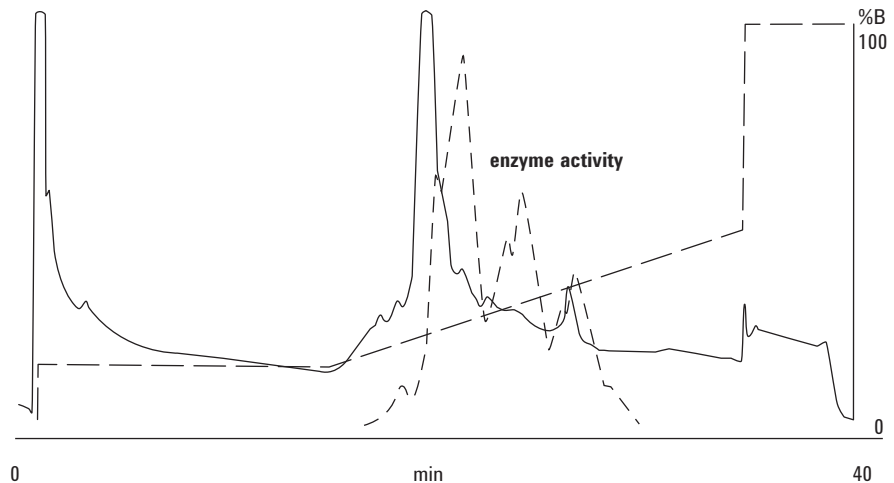
1. Myoglobin
2. Bovine carbonic anhydrase
3. Ovalbumin
4. Soybean trypsin inhibitor



**Analysis of choline kinase on PL-SAX 4000Å**

**Column:** PL-SAX  
 PL1551-1803  
 4.6 x 50 mm, 8 µm

**Mobile Phase:** A: 20 mM Tris 5% ethylene glycol, pH 7.5  
 (The following are required to retain enzyme activity)  
 1.0 mM Ethylene glycol tetraacetic acid  
 2.0 mM β-Mercaptoethanol  
 0.2 mM Phenylmethylsulfonyl fluoride  
 B: A + 1 M KCl  
**Flow Rate:** 3.0 mL/min  
**Detector:** UV, 280 nm



Separation courtesy of T Porter, Purdue University, USA

**Analysis of representative whey proteins**

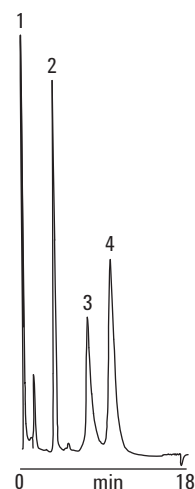
**Column:** PL-SAX 1000Å  
 PL1551-1802  
 4.6 x 50 mm, 8 µm

**Mobile Phase:** A: 0.02 M Tris HCl, pH 7  
 B: A + 0.5 M CH<sub>3</sub>COONa, pH 7

**Flow Rate:** 1.0 mL/min

**Gradient:** Linear 0-50% B in 10 min

**Detector:** UV, 280 nm



- 1. Carbonic anhydrase
- 2. α-lactalbumin
- 3. β-lactoglobulin B
- 4. β-lactoglobulin A

**High resolution separation of a Poly-T-Oligonucleotide size standard spiked with 10-mer, 15-mer, 30-mer and 50-mer (main peaks)**

**Column:** PL-SAX 1000Å  
 PL1551-1802  
 4.6 x 50 mm, 8 µm

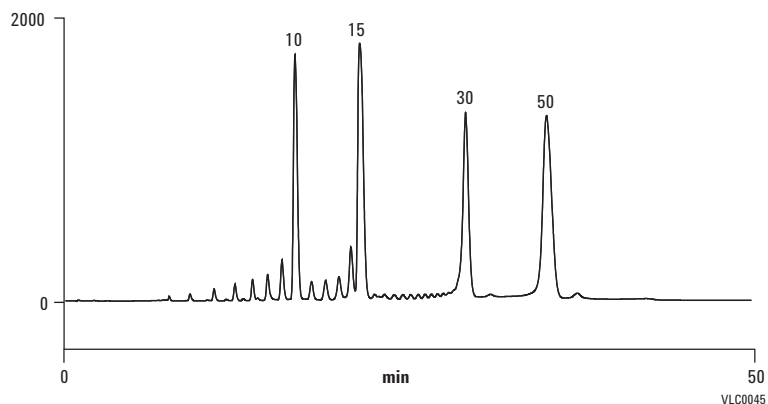
**Mobile Phase:** A: 7:93 v/v ACN: 0.1 M TEAA, pH 8.5  
 B: 7:93 v/v ACN: 0.1 M TEAA,  
 1 M ammonium chloride, pH 8.5

**Gradient:** 0-40% B in 10 min, followed by  
 40-70% B in 14 min and  
 70-100% B in 25 min

**Flow Rate:** 1.5 mL/min

**Temperature:** 60 °C

**Detector:** UV, 220 nm



VLC0045

**PL-SAX Strong Anion-Exchange Columns**

Size (mm)	Particle Size (µm)	Pressure Limit	PL-SAX 1000Å	PL-SAX 4000Å
1.0 x 50	5	207 bar, 3000 psi	PL1351-1502	PL1351-1503
2.1 x 50	5	207 bar, 3000 psi	PL1951-1502	PL1951-1503
4.6 x 50	5	207 bar, 3000 psi	PL1551-1502	PL1551-1503
2.1 x 50	8	207 bar, 3000 psi	PL1951-1802	PL1951-1803
2.1 x 150	8	207 bar, 3000 psi	PL1951-3802	PL1951-3803
4.6 x 50	8	207 bar, 3000 psi	PL1551-1802	PL1551-1803
4.6 x 150	8	207 bar, 3000 psi	PL1551-3802	PL1551-3803
4.6 x 250	10	207 bar, 3000 psi	PL1551-5102	PL1551-5103
4.6 x 150	10	207 bar, 3000 psi	PL1551-3102	PL1551-3103
25 x 50	10	207 bar, 3000 psi	PL1251-1102	PL1251-1103
25 x 150	10	207 bar, 3000 psi	PL1251-3102	PL1251-3103
50 x 150	10	207 bar, 3000 psi	PL1751-3102	PL1751-3103
100 x 300	10	207 bar, 3000 psi	PL1851-2102	PL1851-2103
4.6 x 250	30	207 bar, 3000 psi	PL1551-5702	PL1551-5703
4.6 x 150	30	207 bar, 3000 psi	PL1551-3702	PL1551-3703
25 x 150	30	207 bar, 3000 psi	PL1251-3702	PL1251-3703
50 x 150	30	207 bar, 3000 psi	PL1751-3702	PL1751-3703
100 x 300	30	207 bar, 3000 psi	PL1851-3102	PL1851-3103

**PL-SAX Strong Anion-Exchange Bulk Media**

Size	Particle Size (µm)	PL-SAX 1000Å	PL-SAX 4000Å
100 g	10	PL1451-4102	PL1451-4103
1 kg	10	PL1451-6102	PL1451-6103
100 g	30	PL1451-4702	PL1451-4703
1 kg	30	PL1451-6702	PL1451-6703



## PL-SCX Strong Cation-Exchange Columns

- Optimal design for effective separation of biomolecules
- Pore sizes allow use of a range of solute sizes
- Exceptional stability for long column lifetime

PL-SCX -SO<sub>3</sub><sup>-</sup> is a macroporous PS/DVB matrix with a very hydrophilic coating and strong cation-exchange functionality. This process is controlled to provide the optimum density of strong cation-exchange moieties for the analysis, separation and purification of a wide range of biomolecules, from small peptides to large proteins. Two pore sizes are available, 1000Å and 4000Å, to provide good mass transfer characteristics for a range of solute sizes. The 5 µm media delivers separations at higher resolution with the 30 µm media used for medium pressure liquid chromatography.

### Column Specifications

Bonded Phase	ID (mm)	Particle Size (µm)	Pore Size	pH Stability	Operating Temperature Limit
Strong Cation-Exchange	2.1, 4.6, 7.5, 25, 50 and 100	5, 8, 10 and 30	1000Å and 4000Å	1-14	80 °C

### Standard protein separation

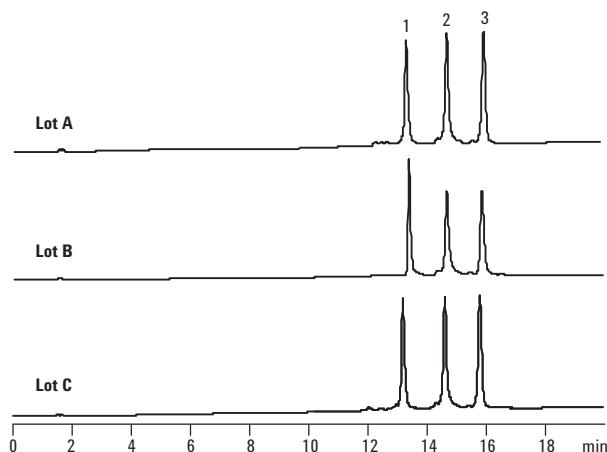
**Column:** PL-SCX 1000Å  
PL1545-1502  
4.6 x 50 mm, 5 µm

**Mobile Phase:** A: 20 mM KH<sub>2</sub>PO<sub>4</sub>, pH 6.0  
B: A + 1 M NaCl

**Gradient:** 0-100% B in 20 min

**Flow Rate:** 1.0 mL/min

**Detector:** UV, 280 nm



1. Myoglobin
2. Chymotrypsinogen A
3. Cytochrome c
4. Lysozyme

**PL-SCX Strong Cation-Exchange Columns**

Size (mm)	Particle Size (µm)	Pressure Limit	PL-SCX 1000Å	PL-SCX 4000Å
1.0 x 50	5	207 bar, 3000 psi	PL1345-1502	PL1345-1503
2.1 x 50	5	207 bar, 3000 psi	PL1945-1502	PL1945-1503
4.6 x 50	5	207 bar, 3000 psi	PL1545-1502	PL1545-1503
2.1 x 50	8	207 bar, 3000 psi	PL1945-1802	PL1945-1803
2.1 x 150	8	207 bar, 3000 psi	PL1945-3802	PL1945-3803
4.6 x 50	8	207 bar, 3000 psi	PL1545-1802	PL1545-1803
4.6 x 150	8	207 bar, 3000 psi	PL1545-3802	PL1545-3803
4.6 x 150	10	207 bar, 3000 psi	PL1545-3102	PL1545-3103
4.6 x 250	10	207 bar, 3000 psi	PL1545-5102	PL1545-5103
25 x 50	10	207 bar, 3000 psi	PL1245-1103	PL1245-1103
25 x 150	10	207 bar, 3000 psi	PL1245-3103	PL1245-3103
50 x 150	10	207 bar, 3000 psi	PL1745-3103	PL1745-3103
100 x 300	10	207 bar, 3000 psi	PL1845-2103	PL1845-2103
4.6 x 150	30	207 bar, 3000 psi	PL1545-3702	PL1545-3703
4.6 x 250	30	207 bar, 3000 psi	PL1545-5703	PL1545-5703
25 x 150	30	207 bar, 3000 psi	PL1245-3702	PL1245-3703
50 x 150	30	207 bar, 3000 psi	PL1745-3703	PL1745-3703
100 x 300	30	207 bar, 3000 psi	PL1845-3102	PL1845-3103

**PL-SCX Strong Cation-Exchange Bulk Media**

Size	Particle Size (µm)	PL-SCX 1000Å	PL-SCX 4000Å
100 g	10	PL1445-4102	PL1445-4102
1 kg	10	PL1445-6102	PL1445-6103
100 g	30	PL1445-4702	PL1445-4703
1 kg	30	PL1445-6702	PL1445-6703



Bio-Monolith Ion-Exchange HPLC Column

## Agilent Bio-Monolith Ion-Exchange HPLC Columns

- Polymer-based, monolith HPLC columns designed for macro biomolecule separations
- Flow-rate independent separations; no diffusion, no pores and no void volume make transport between mobile and stationary phase very rapid
- Monolith disk is 5.2 mm x 4.95 mm (100  $\mu$ L column volume) with continuous channels, eliminating diffusion mass transfer
- Extremely fast separations speed up method development time and decrease costs; locking in method parameters takes significantly less time and buffer

Agilent Bio-Monolith Ion-Exchange HPLC columns provide high resolution and rapid separations of antibodies (IgG, IgM), plasmid DNA, viruses, phages and other macro biomolecules. The product family offers strong cation-exchange, strong and weak anion-exchange and Protein A phases. Bio-Monolith HPLC columns are compatible with HPLC and preparative LC systems, including Agilent 1100 and 1200 HPLC systems.

### Agilent Bio-Monolith HPLC Column Selection Guide

Column	Description	Key Applications	Part No.
Bio-Monolith QA	The quaternary amine bonded phase (Strong Anion-Exchange) is fully charged over a working pH range of 2-13, binding negatively charged biomolecules.	<ul style="list-style-type: none"> <li>• Adenovirus process monitoring and quality control</li> <li>• IgM purification monitoring and quality control</li> <li>• Monitoring DNA impurity removal</li> <li>• Monitoring endotoxin removal</li> <li>• HSA Purity</li> </ul>	5069-3635
Bio-Monolith DEAE	The diethylaminoethyl bonded phase (Weak Anion-Exchange) offers increased selectivity of biomolecules with negative charge over a working pH range of 3-9.	<ul style="list-style-type: none"> <li>• Process monitoring and quality control of bacteriophage manufacturing and purification</li> <li>• Process monitoring and quality control of plasmid DNA purification</li> </ul>	5069-3636
Bio-Monolith SO <sub>3</sub>	The sulfonyl bonded phase (Strong Cation-Exchange) is fully charged over a working pH range of 2-13, binding positively charged biomolecules.	<ul style="list-style-type: none"> <li>• Fast and high resolution analytical separations of large molecules such as proteins and antibodies</li> <li>• Hemoglobin A1c fast analytics</li> </ul>	5069-3637



### TIPS & TOOLS

Agilent also offers a Protein A Bio-Monolith column for affinity chromatography. For more information, see pages 434-436.

### Column Specifications

<b>Dimensions</b>	5.2 mm x 4.95 mm
<b>Column volume</b>	100 $\mu$ L
<b>Maximum pressure</b>	150 bar (15 MPa, 2200 psi)
<b>Temperature min/max</b>	Working: 4-40 $^{\circ}$ C Storage: 4-30 $^{\circ}$ C
<b>Recommended pH</b>	Working range: 2-13 Cleaning-in-place: 1-14
<b>Materials of construction</b>	Hardware: Stainless steel Packing: poly(glycidyl methacrylate-co-ethylene dimethacrylate) highly porous monolith
<b>Color ring identifier</b>	Bio-Monolith QA: Blue Bio-Monolith DEAE: Green Bio-Monolith SO <sub>3</sub> : Red
<b>Shelf life/expiration date</b>	SO <sub>3</sub> , QA, DEAE: 24-36 months

**Baseline expansion of a separation of protein standards**

**Column:** Agilent Bio-Monolith CM15, 5.5 x 15 mm

**Mobile Phase:** A: 10 mM Na<sub>2</sub>HPO<sub>4</sub>, pH 6.0  
B: A + 0.5 M NaCl or just 0.5 M Na<sub>2</sub>HPO<sub>4</sub>, pH 6.0

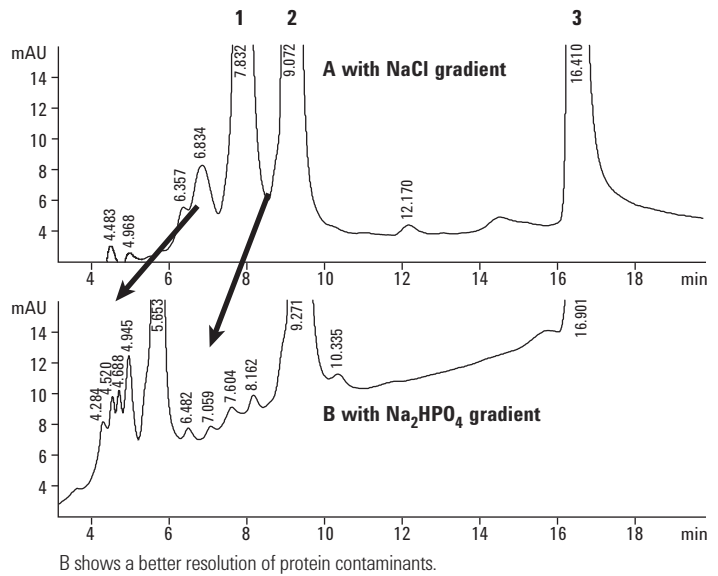
**Flow Rate:** 2 mL/min

**Gradient:** 0.5 min hold with mobile phase A followed by a linear gradient to 45% B in 15 min (elapsed time 15.5 min); then 60% B at 15.6 min continued to 20 min. Column flushed with 100% B for 15 min before re-equilibration for the next run.  
pH Gradient: A: 5 mM Na<sub>2</sub>HPO<sub>4</sub>, buffer pH 5.5 and B: 40 mM Na<sub>2</sub>HPO<sub>4</sub> (not buffered, pH 8.9). 2% B/min at 1 mL/min for 15 min, followed by a column wash with 90% B for 5 min.

**Detector:** UV at 220 nm

**Sample:** One mg each/mL in mobile phase A.  
1. RNase from bovine pancreas (pI 9.6)  
2. Cytochrome c from bovine heart (pI 10.37-10.8)  
3. Lysozyme from chicken egg (pI 11.35) (0.5 mg)

**Instrument:** Agilent 1200 SL with diode array detector





### Bio-Monolith DEAE column monitors phage production during fermentation

**Column:** DEAE  
5069-3636  
5.2 x 4.95 mm

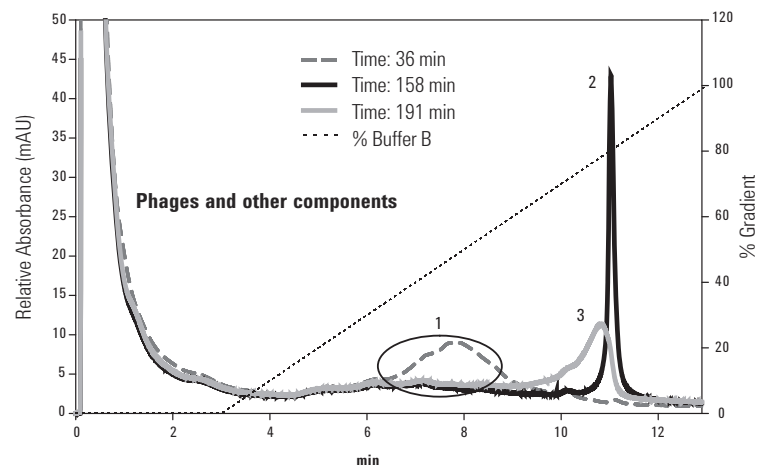
**Mobile Phase:** A: 125 mM Phosphate buffer, pH 7.0  
B: 125 mM Phosphate buffer + 1 M NaCl, pH 7.0

**Flow Rate:** 1 mL/min

**Gradient:** 100% buffer A (2.5 min)  
0-100% buffer B (10 min)  
100% buffer A (2 min)

**Detector:** UV at 280 nm

**Instrument:** High pressure gradient HPLC system,  
Agilent 1200 Infinity LC



As phage proliferation progresses, the genomic DNA (gDNA) concentration increases as the host cells are being lysed. In the late stages of fermentation, gDNA begins to degrade into fragments. These gDNA fragments cannot be easily removed by purification media, therefore it is critical to stop the fermentation cycle prior to the degradation of the genomic DNA. The chromatogram above represents three samples taken from the bioreactor at 36, 158 and 191 minutes. Peak 1 represents phage, media and host cells, peak 2 the intact gDNA and peak 3 the fragmented gDNA.





## Size Exclusion Chromatography (SEC)

### Accurately determine biomolecule aggregation, fragmentation, and chemical ligation/modification

Size exclusion chromatography (SEC) is a technique for separating proteins, oligonucleotides, and other complex biopolymers by size using aqueous eluents.

#### Applying SEC to aggregation studies

The size, type, and content of aggregates present in protein biopharmaceuticals can affect both efficacy and formulation – or worse, induce an immunogenic response. Aggregation formations occur through a variety of mechanisms, including disulfide bond formation and non-covalent interactions.

Because the size of protein aggregates, including dimers, is sufficiently different from the protein monomer, you can separate the various forms using SEC. In fact, SEC with UV or light scattering is a standard technique for quantifying protein aggregation.

#### Applying SEC to quantitation and molecular weight determination

For proteins and other molecules of discrete molecular weight, SEC can be used to detect and quantitate monomers, dimers, aggregates and fragments. SEC can also separate oligonucleotide mixtures.

For biopolymers of varying sizes, like starches and other polysaccharides, SEC can provide data on molecular weight distribution and branching (with the proper detectors).

As a leading manufacturer of SEC columns and instruments for over 30 years, Agilent is continually developing new SEC products that will provide even higher resolution and quicker separations. This section highlights Agilent's broad family of SEC columns for protein biopolymer analysis:

- **Bio SEC-3 and Bio SEC-5 columns** are available in a variety of pore sizes, and are well suited for protein analysis – especially when determining the presence of dimers and aggregates in therapeutic biologicals. Note that 3  $\mu\text{m}$  Bio SEC-3 columns provide higher resolution than our industry-standard 5  $\mu\text{m}$  Bio SEC-5 columns.
- **ProSec 300S columns** work well with globular proteins under high salt conditions.
- **ZORBAX GF-250 and GF-450 columns** are best for preparative SEC of proteins, because of their larger column size and higher flow rates.
- **PL aquagel-OH columns** can be used to analyze biopolymers of broad molecular weights, such as PEGs, oligo- and polysaccharides, starches, and gums.

### Size Exclusion Chromatography (SEC)

Application	Agilent Columns	Notes
Peptides, proteins	Agilent Bio SEC-3	Higher resolution and faster separations from 3 $\mu\text{m}$ particles, with 100Å, 150Å, and 300Å pore sizes.
Large biomolecules and samples with multiple molecular weight components	Agilent Bio SEC-5	More pore size options (100Å, 150Å, 300Å, 500Å, 1000Å, and 2000Å) to cover a wider range of analytes.
Globular proteins, antibodies	ProSEC 300S	Single column option for protein analysis in high salt conditions.
Proteins, globular proteins	ZORBAX GF-250/450	Higher flow rate capabilities and larger column size for SEC semi-prep and prep.
Low MW polymers and oligomers, oligosaccharides, PEGs, lignosulfonates	2 or 3 PL aquagel-OH <ul style="list-style-type: none"> <li>• PL aquagel-OH 8 <math>\mu\text{m}</math></li> <li>• PL aquagel-OH 20 5 <math>\mu\text{m}</math></li> <li>• PL aquagel-OH MIXED-M 8 <math>\mu\text{m}</math></li> </ul>	The PL aquagel-OH analytical series has a pH range of 2-10, compatibility with organic solvent (up to 50% methanol), mechanical stability up to 140 bar (2030 psi), and low column operating pressures.
Polydisperse biopolymers, polysaccharides, cellulose derivatives	2 or 3 PL aquagel-OH <ul style="list-style-type: none"> <li>• PL aquagel-OH MIXED-H 8 <math>\mu\text{m}</math></li> <li>• PL aquagel-OH 60/50/40 8 <math>\mu\text{m}</math></li> </ul>	
Very high MW polymers, hyaluronic acids, starches, gums	PL aquagel-OH 60/50/40 15 $\mu\text{m}$ in series	



## Agilent Bio SEC-3

- Exceptional loading capacity, stability, and reproducibility for size-based biomolecule separations
- Sharper peaks, higher resolution, and better protein recovery
- Faster separations than large-particle SEC columns
- Compatibility with most aqueous buffers
- Excellent stability in high-salt and low-salt conditions

Agilent Bio SEC-3 HPLC columns are a breakthrough technology for size exclusion chromatography (SEC). They are packed with spherical, narrowly dispersed 3  $\mu\text{m}$  silica particles coated with a proprietary hydrophilic layer. This thin polymeric layer is chemically bonded to pure, mechanically stable silica under controlled conditions, ensuring a highly efficient size exclusion particle.

Agilent Bio SEC-3 HPLC columns are available in 100Å, 150Å and 300Å pore sizes to accommodate most peptide and protein size exclusion separations.

### Column Specifications

Pore Size	Particle Size	MW Range	pH Range	Max Pressure	Flow Rate
100Å	3 $\mu\text{m}$	100-100,000	2-8.5	240 bar, 3500 psi	0.1-1.25 mL/min (7.8 mm id)
					0.1-0.4 mL/min (4.6 mm id)
150Å	3 $\mu\text{m}$	500-150,000	2-8.5	240 bar, 3500 psi	0.1-1.25 mL/min (7.8 mm id)
					0.1-0.4 mL/min (4.6 mm id)
300Å	3 $\mu\text{m}$	5,000-1,250,000	2-8.5	240 bar, 3500 psi	0.1-1.25 mL/min (7.8 mm id)
					0.1-0.4 mL/min (4.6 mm id)

### TIPS & TOOLS



Deactivated/silanized vials have inert surfaces that will not interact with metals, biologicals or proteins, and will not cause pH shifts. Avoid standard polypropylene vials for biological or light-sensitive compounds.

**Calibration curves – Bio SEC-3**

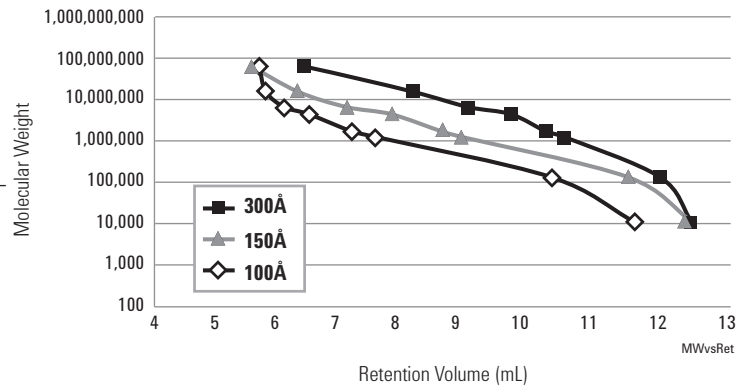
**Column:** Bio SEC-3  
7.8 x 300 mm, 3 µm

Mobile Phase: 150 mM Na phosphate, pH 7.0

Flow Rate: 1.0 mL/min

Detector: UV

Proteins	MWt	300Å	150Å	100Å
Thyroglobulin	670000	6.34	5.50	5.63
Gamma globulin	158000	8.03	6.24	5.74
BSA	67000	8.90	7.00	6.03
Ovalbumin	45000	9.57	7.70	6.41
Myoglobin	17000	10.12	8.50	7.10
Ribonuclease A	12700	10.40	8.80	7.46
Vitamin B-12	1350	11.90	11.40	10.20



**Intact MAb monomer and dimer separation**

**Column:** Bio SEC-3, 300Å  
5190-2511  
7.8 x 300 mm, 3 µm

Buffer: Sodium phosphate buffer, pH 7.0, 150 mM

Isocratic: 0-100% Buffer A from 0-30 min

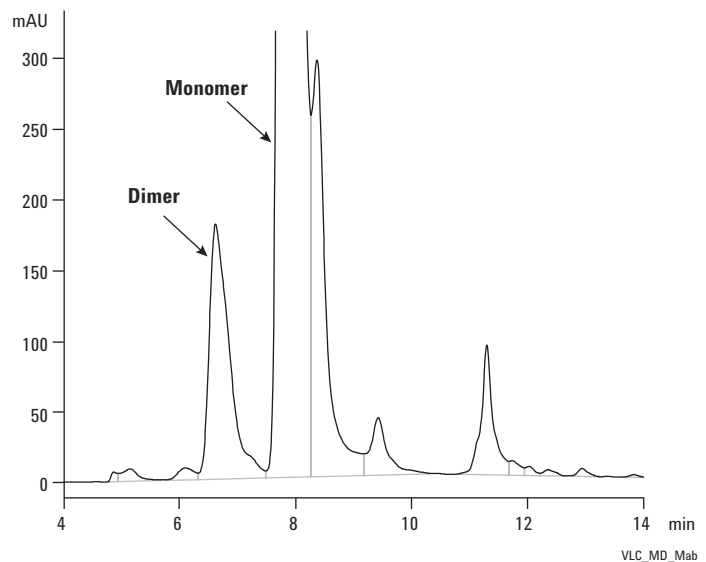
Flow Rate: 1.0 mL/min

Sample: CHO-humanized MAb, 5 mg/mL – intact

Injection: 5 µL

Detector: UV 220 nm

Temperature: Ambient



**Comparison of Agilent Bio SEC-3 and competitor column in the analysis of a monoclonal antibody**

**Column:** Bio SEC-3, 300Å  
5190-2511  
7.8 x 300 mm, 3 µm

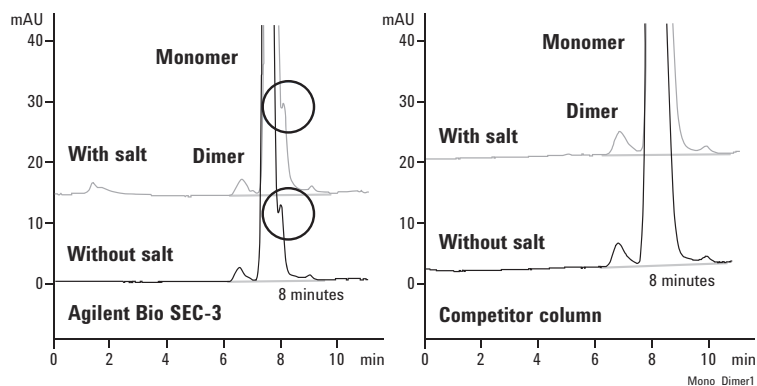
**Column:** Competitor 7.8 x 300 mm

**Mobile Phase:** 150 mM sodium phosphate + 100 mM Na sulfate (with salt)  
150 mM sodium phosphate (without salt)

**Flow Rate:** 1.0 mL/min

**Detector:** UV, 220 nm

**Sample:** MAb (2 mg/mL)



The Agilent Bio SEC-3 column reveals the presence of smaller MW species missed by the competitor column.

**Monoclonal Antibody Monomer and Dimer Analysis using Agilent Bio SEC-3 and a Competitor Column**

Eluent	Column	Resolution Ratio Monomer:Dimer	Monomer Efficiency	Percentage Dimer
With salt	Agilent	2.04	7,518	0.59
With salt	Competitor	1.88	3,967	0.59
Without salt	Agilent	2.08	7,942	0.60
Without salt	Competitor	1.92	4,164	0.57

## Pore Size Choice

The choice of media pore size will influence the resolution in SEC. As the separation is based on differences in molecular size in solution, the sample must be able to permeate the porous structure of the particles – if the pore size is too small, the samples will be excluded from the pores and elute in the void volume of the column, and if too large then, all will be able to fully permeate the particles and so there will be very little separation.

### Pore size choice: Proteins

**Column A:** Bio SEC-3, 100Å  
5190-2503  
4.6 x 300 mm, 3 µm

**Column B:** Bio SEC-3, 150Å  
5190-2508  
4.6 x 300 mm, 3 µm

**Column C:** Bio SEC-3, 300Å  
5190-2513  
4.6 x 300 mm, 3 µm

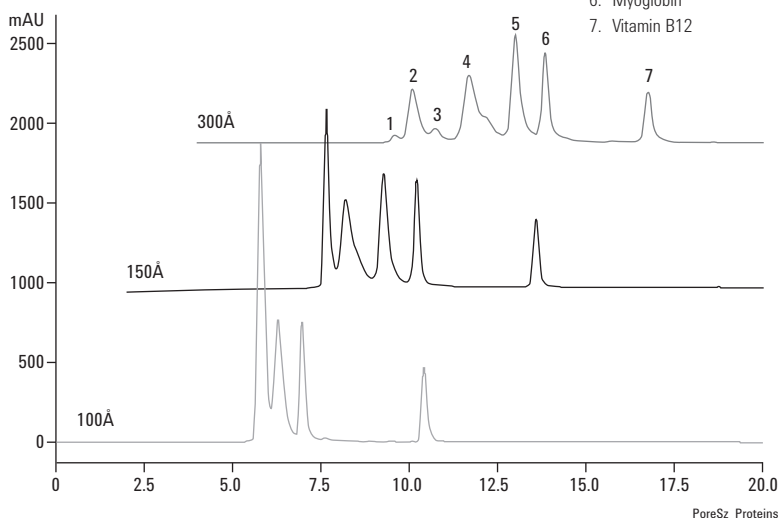
Mobile Phase: 50 mM Na<sub>2</sub>HPO<sub>4</sub>, 50 mM NaH<sub>2</sub>PO<sub>4</sub> + 0.15 M NaCl, pH 6.8

Flow Rate: 0.35 mL/min

Detector: UV, 220 nm

Sample: BioRad Gel Filtration Standards Mix

1. Thyroglobulin Aggregates
2. Thyroglobulin
3. IgA
4. γ-globulin
5. Ovalbumin
6. Myoglobin
7. Vitamin B12



### Pore size choice: Mouse IgG

**Column A:** Bio SEC-3, 100Å  
5190-2503  
4.6 x 300 mm, 3 µm

**Column B:** Bio SEC-3, 150Å  
5190-2508  
4.6 x 300 mm, 3 µm

**Column C:** Bio SEC-3, 300Å  
5190-2513  
4.6 x 300 mm, 3 µm

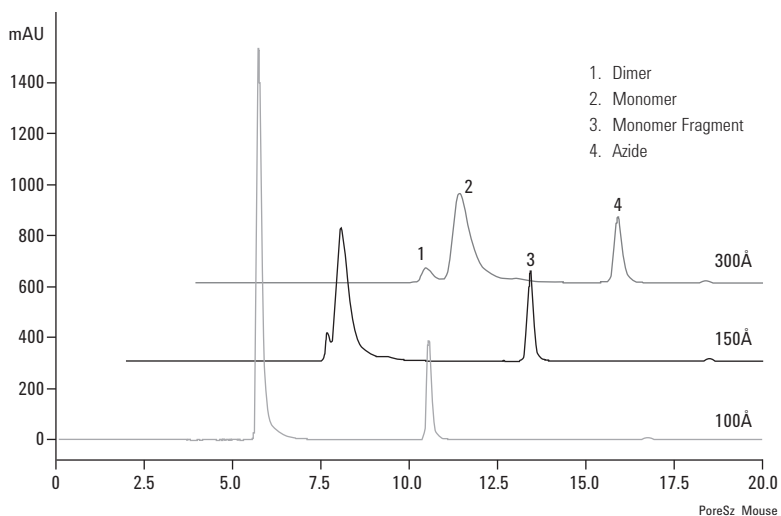
Mobile Phase: 50 mM Na<sub>2</sub>HPO<sub>4</sub>, 50 mM NaH<sub>2</sub>PO<sub>4</sub> + 0.15 M NaCl, pH 6.8

Flow Rate: 0.35 mL/min

Detector: UV, 220 nm

Sample: Mouse IgG

1. Dimer
2. Monomer
3. Monomer Fragment
4. Azide



## Column Length

Where the separation time is a critical parameter, shorter columns packed with the higher efficiency, 3 µm media are used. With the shorter columns, higher flow rates are used to reduce the analysis time but without compromising the quality of the data – quantitation of monoclonal antibody monomer and dimer.

### Agilent Bio SEC-3 column length comparison, 150 mm

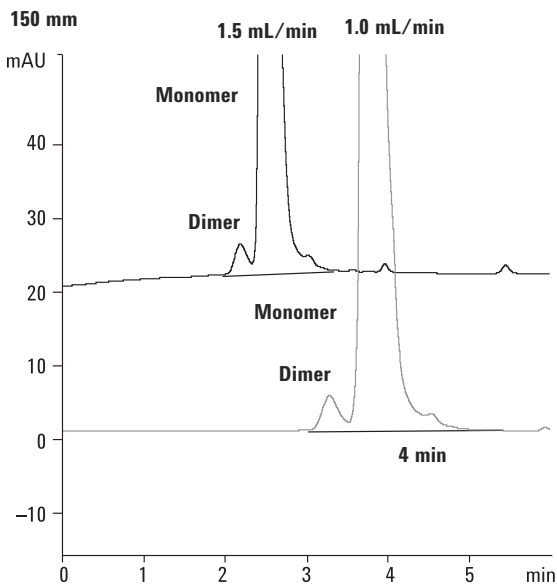
**Column:** Bio SEC-3, 300Å  
5190-2512  
7.8 x 150 mm, 3 µm

**Mobile Phase:** 150 mM sodium phosphate

**Flow Rate:** 1.0 mL/min (56 bar), 1.5 mL/min (75 bar)

**Detector:** UV, 220 nm

**Sample:** MAb (2 mg/mL)



### Agilent Bio SEC-3 column length comparison, 300 mm

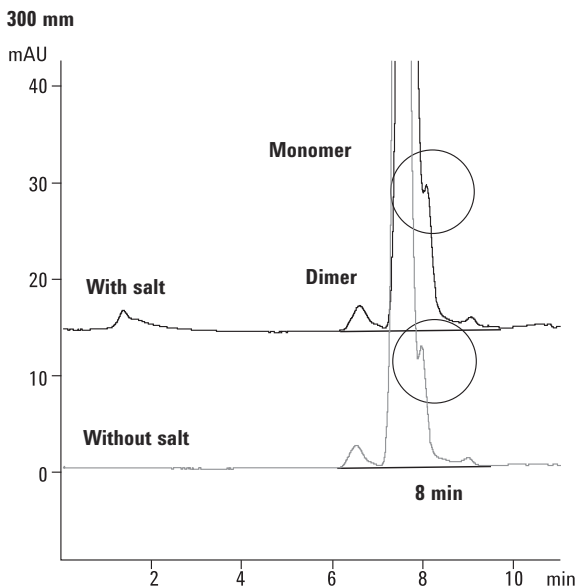
**Column:** Bio SEC-3, 300Å  
5190-2511  
7.8 x 300 mm, 3 µm

**Mobile Phase:** 150 mM sodium phosphate + 100 mM Na sulfate (with salt)  
150 mM sodium phosphate (without salt)

**Flow Rate:** 1.0 mL/min

**Detector:** UV, 220 nm

**Sample:** MAb (2 mg/mL)





**Agilent Bio SEC-3**

Size (mm)	Particle Size ( $\mu\text{m}$ )	Bio SEC-3	Bio SEC-3	Bio SEC-3
		100Å USP L33	150Å USP L33	300Å USP L33
7.8 x 300	3	5190-2501	5190-2506	5190-2511
7.8 x 150	3	5190-2502	5190-2507	5190-2512
4.6 x 300	3	5190-2503	5190-2508	5190-2513
4.6 x 150	3	5190-2504	5190-2509	5190-2514
7.8 x 50, Guard	3	5190-2505	5190-2510	5190-2515



## Agilent Bio SEC-5



- Maximum recovery for a broad range of size-based, biomolecule separations
- Outstanding reproducibility and column lifetime
- Excellent stability, even under high-pH, high-salt, and low-salt conditions
- Compatibility with most aqueous buffers

Agilent Bio SEC-5 HPLC columns are packed with 5  $\mu\text{m}$  silica particles coated with a proprietary, neutral, hydrophilic layer for maximum efficiency and stability. Our specially designed packing also provides high pore volume, improving both peak capacity and resolution.

Bio SEC-5 columns are available in 5  $\mu\text{m}$  particles with 100 $\text{\AA}$ , 150 $\text{\AA}$ , 300 $\text{\AA}$ , 500 $\text{\AA}$ , 1000 $\text{\AA}$ , and 2000 $\text{\AA}$  nominal pore sizes.

### Column Specifications

Pore Size	Particle Size	MW Range	pH Range	Max Pressure	Flow Rate
100 $\text{\AA}$	5 $\mu\text{m}$	100-100,000	2-8.5	240 bar, 3500 psi	0.1-1.25 mL/min (7.8 mm id) 0.1-0.4 mL/min (4.6 mm id)
150 $\text{\AA}$	5 $\mu\text{m}$	500-150,000	2-8.5	240 bar, 3500 psi	0.1-1.25 mL/min (7.8 mm id) 0.1-0.4 mL/min (4.6 mm id)
300 $\text{\AA}$	5 $\mu\text{m}$	5,000-1,250,000	2-8.5	240 bar, 3500 psi	0.1-1.25 mL/min (7.8 mm id) 0.1-0.4 mL/min (4.6 mm id)
500 $\text{\AA}$	5 $\mu\text{m}$	15,000-5,000,000	2-8.5	240 bar, 3500 psi	0.1-1.25 mL/min (7.8 mm id) 0.1-0.4 mL/min (4.6 mm id)
1000 $\text{\AA}$	5 $\mu\text{m}$	50,000-7,500,000	2-8.5	240 bar, 3500 psi	0.1-1.25 mL/min (7.8 mm id) 0.1-0.4 mL/min (4.6 mm id)
2000 $\text{\AA}$	5 $\mu\text{m}$	>10,000,000	2-8.5	240 bar, 3500 psi	0.1-1.25 mL/min (7.8 mm id) 0.1-0.4 mL/min (4.6 mm id)

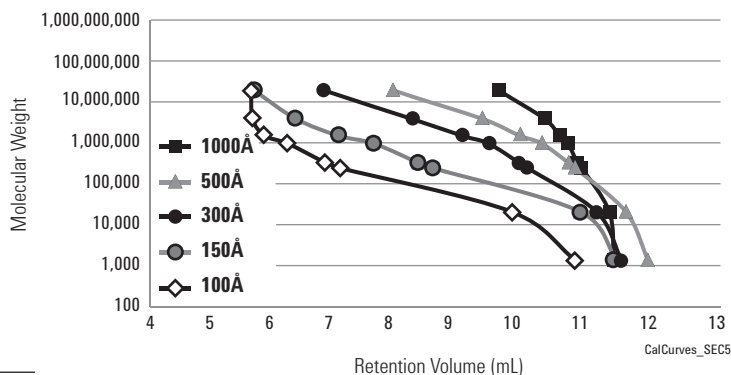
**Calibration curves – Bio SEC-5**

**Column:** Bio SEC-5  
7.8 x 300 mm, 5 µm

Mobile Phase: 150 mM Na phosphate, pH 7.0

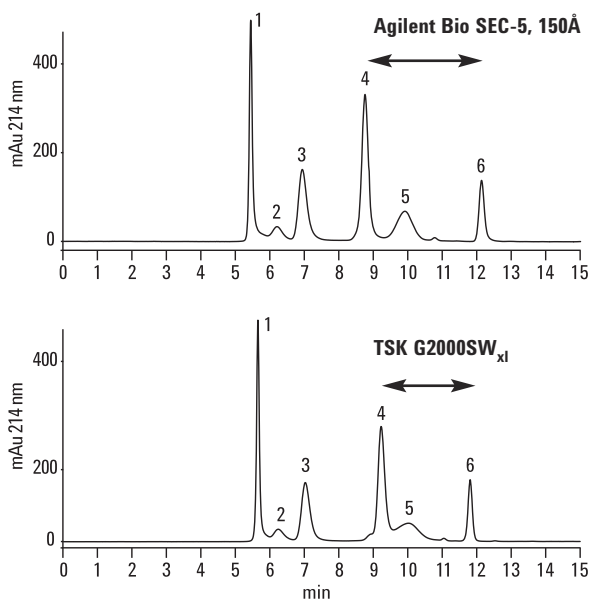
Flow Rate: 1.0 mL/min

Detector: UV, 214 nm



Proteins	MW	Retention Volume				
		1000Å	500Å	300Å	150Å	100Å
Thyroglobulin	670000	10.07	8.23	7.03	5.82	5.77
Gamma globulin	158000	10.88	9.80	8.57	6.55	5.79
BSA	67000	11.13	10.44	9.44	7.29	6.00
Ovalbumin	45000	11.28	10.83	9.89	7.90	6.40
Myoglobin	17000	11.44	11.28	10.42	8.66	7.05
Ribonuclease A	12700	11.52	11.41	10.58	8.93	7.32
Vitamin B-12	1350	12.00	12.59	11.78	11.49	10.30

**Side-by-side comparison**



**Column:** Bio SEC-5  
5190-2521  
7.8 x 300 mm, 5 µm

Mobile Phase: 150 mM Na phosphate, pH 7.0

Flow Rate: 1.0 mL/min

Detector: UV, 214 nm

- |  |   |
|--|---|
| 1. Thyroglobulin, 5.43 min             | 1. Thyroglobulin, 5.64 min              |
| 2. BSA dimer, 6.19 min                 | 2. BSA dimer, 6.23 min                  |
| 3. BSA monomer, 6.93 min               | 3. BSA monomer, 7.02 min                |
| 4. Ribonuclease A, 8.74 min            | 4. Ribonuclease A, 9.22 min             |
| 5. Poly-DL-alanine (1.5 kDa), 9.90 min | 5. Poly-DL-alanine (1.5 kDa), 10.02 min |
| 6. Uracil, 12.13 min                   | 6. Uracil, 11.81 min                    |

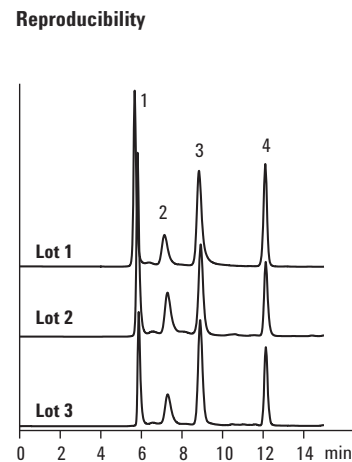
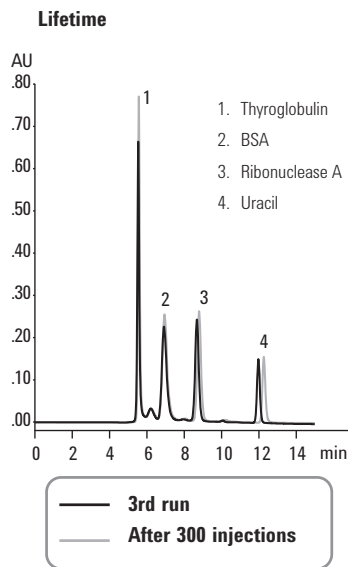
Separation of a protein mixture on an Agilent Bio SEC-5 HPLC column and a Tosoh TSK-Gel column. Notice the sharper peaks and better resolution on the Agilent Bio SEC-5 HPLC column.

**Exceptional lifetime, and lot-to-lot reproducibility**

**Column:** Bio SEC-5, 150Å  
5190-2521  
7.8 x 300 mm, 5 µm

**Mobile Phase:** 150 mM Phosphate Buffer, pH 7.0

The four protein mixture shows excellent retention time reproducibility over 300 injections and on three columns from different manufacturing lots.



**Comparison between Agilent Bio SEC-3 and Agilent Bio SEC-5**

**Analysis of monoclonal antibody**

**Column:** Bio SEC-3, 300Å  
5190-2511  
7.8 x 300 mm, 3 µm

**Column:** Bio SEC-5, 300Å  
5190-2526  
7.8 x 300 mm, 5 µm

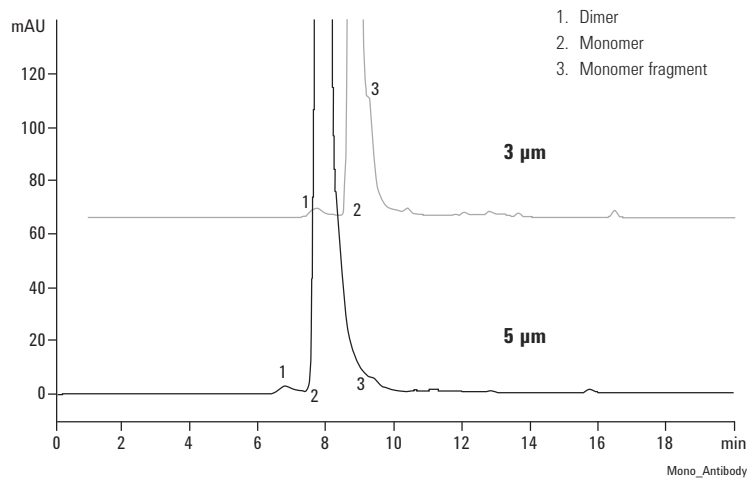
**Mobile Phase:** 150 mM Sodium Phosphate, pH 7

**Flow Rate:** 1 mL/min

**Detector:** UV @ 220 nm

**Sample:** Humanized monoclonal antibody

The 3 µm column gives better separation



**Agilent Bio SEC-5**

Size (mm)	Particle Size (µm)	Bio SEC-5 100Å USP L33	Bio SEC-5 150Å USP L33	Bio SEC-5 300Å USP L33	Bio SEC-5 500Å USP L33	Bio SEC-5 1000Å USP L33	Bio SEC-5 2000Å USP L33
7.8 x 300	5	5190-2516	5190-2521	5190-2526	5190-2531	5190-2536	5190-2541
7.8 x 150	5	5190-2517	5190-2522	5190-2527	5190-2532	5190-2537	5190-2542
4.6 x 300	5	5190-2518	5190-2523	5190-2528	5190-2533	5190-2538	5190-2543
4.6 x 150	5	5190-2519	5190-2524	5190-2529	5190-2534	5190-2539	5190-2544
7.8 x 50, Guard	5	5190-2520	5190-2525	5190-2530	5190-2535	5190-2540	5190-2545

**TIPS & TOOLS**

The Agilent rack can be used to optimize your 1290 Infinity LC for ultra-low dispersion, which can enhance performance of high-efficiency columns. Further information can be found in application note 5990-9502EN at [www.agilent.com/chem/library](http://www.agilent.com/chem/library)



## ProSEC 300S



- Mechanically robust silica particles that do not bleed during use
- Single column with extended linear resolving range
- Column dimensions for use with multi-detector systems

The Agilent ProSEC 300S column is specifically designed as a single column solution for globular protein analysis. The pore size selection and optimization provides an extended linear resolving range so that this single column can be used for analysis across the full range of globular proteins.

The particles are extremely robust and do not fragment during use to leach particulates. This gives exceptionally stable baselines making this column an ideal choice for use with light scattering detectors.

Two column dimensions, 7.5 mm id and 4.6 mm id, to suit multi-detector size exclusion chromatography provide an option for the analysis of small masses.

### ProSEC 300S Column Specifications

Bonded Phase	Pore Size	Particle Size	Protein MW Range	pH Range	Flow Rate	Max Pressure
ProSEC 300S	300Å	5 µm	1,500-800,000	2-7.5	<1.5 mL/min (7.5 mm id) <0.5 mL/min (4.6 mm id)	250 bar, 3700 psi

### ProSEC 300S

Dimensions	Particle Size (µm)	Part No.
4.6 x 250	5	PL1547-5501
7.5 x 300	5	PL1147-6501
Guard Columns		
4.6 x 50	5	PL1547-1501
7.5 x 50	5	PL1147-1501

### Calibration of the ProSEC 300S column with globular proteins

Mobile Phase: 50 mM  $\text{KH}_2\text{PO}_4$ - $\text{K}_2\text{HPO}_4$  (@ pH 6.8) containing 0.3 M NaCl

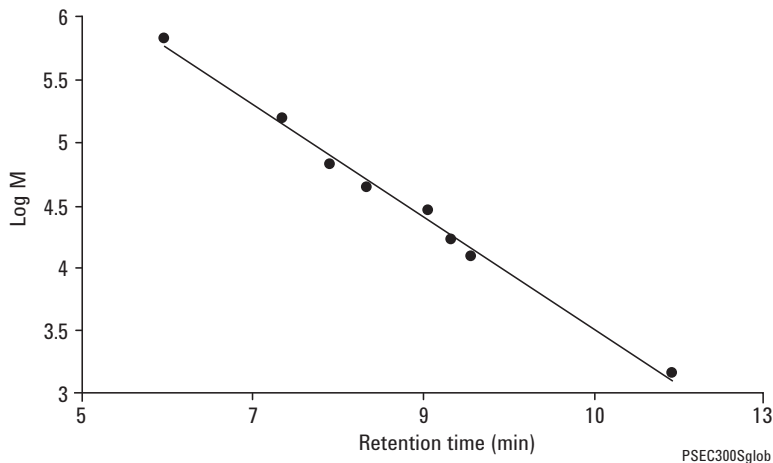
Flow Rate: 1.0 mL/min

Detector: UV, 280 nm

Sample: Protein samples

#### Molecular weights of the proteins

Mw/Daltons	Protein
670,000	Thyroglobulin
155,000	$\gamma$ -Globulin
66,430	Bovine serum albumin
44,287	Ovalbumin
29,000	Carbonic anhydrase
16,700	Myoglobin
12,384	Cytochrome c
1,423	Bacitracin



### Analysis of Bovine Serum Albumin by light scattering using ProSEC 300S columns

Column: **ProSEC 300S**  
**PL1147-6501**  
**7.5 x 300 mm, 5  $\mu\text{m}$**

Mobile Phase: Water + 120 mM NaCl, 2.7 mM KCl, 10 mM  $\text{NaH}_2\text{PO}_4$

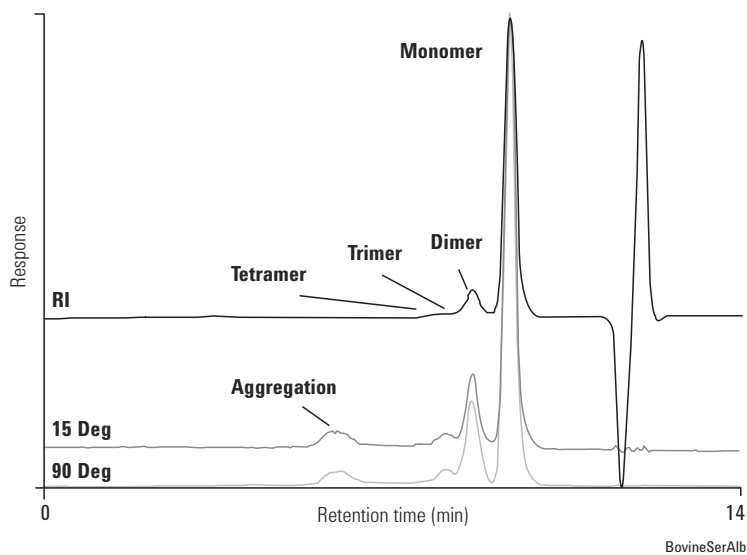
Flow Rate: 1.0 mL/min

Detector: Differential refractive index + PL-GPC 50 Dual Angle Light Scattering Detector

Sample: Bovine serum albumin

#### Molecular Weights

Monomer	66,900 Daltons, 88.5%
Dimer	34,900 Daltons (2.02 x monomer molecular weight), 9.8%
Trimer	197,000 Daltons (2.94 x monomer molecular weight), 1.2%
Tetramer	279,300 Daltons (5.17 x monomer molecular weight), 0.5%



Overlay of differential refractive index and dual angle light scattering sample.

**Overlay of UV and light scattering 90° for a sample of  $\gamma$ -globulins, illustrating monomer, dimer, and trimer peaks**

**Column:** ProSEC 300S  
PL1147-6501  
7.5 x 300 mm, 5  $\mu$ m

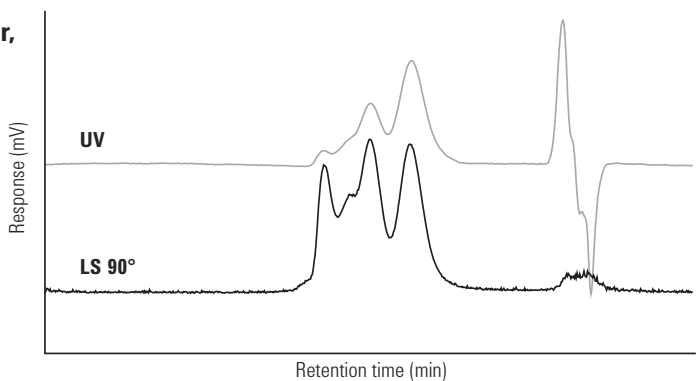
Mobile Phase: 0.1 M  $\text{KH}_2\text{PO}_4$  containing 0.3 M NaCl, pH 8.0

Flow Rate: 1.0 mL/min

Temperature: 5 °C

Detector: UV at 310 nm + PL-GPC 50 Dual Angle  
Light Scattering Detector

Sample: Proteins



UV\_Overlay

**Overlay of UV and light scattering 90° for a sample of BSA, illustrating monomer, dimer, trimer and aggregate peaks**

**Column:** ProSEC 300S  
PL1147-6501  
7.5 x 300 mm, 5  $\mu$ m

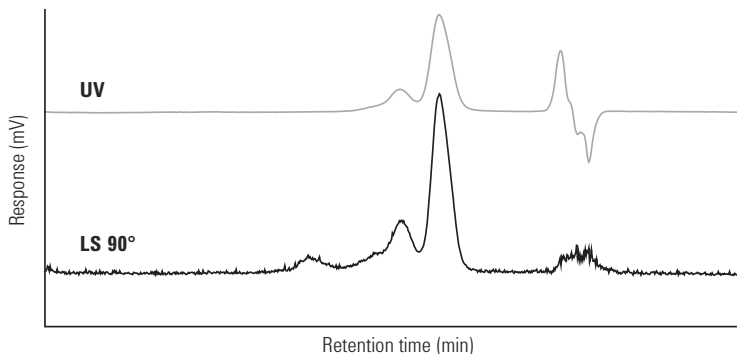
Mobile Phase: 0.1 M  $\text{KH}_2\text{PO}_4$  containing 0.3 M NaCl, pH 8.0

Flow Rate: 1.0 mL/min

Temperature: 5 °C

Detector: UV at 310 nm + PL-GPC 50 Dual Angle  
Light Scattering Detector

Sample: Proteins



UV\_Overlay\_BSA



## ZORBAX GF-250 and GF-450 Gel Filtration Columns

- High efficiency and reproducibility with short analysis time
- Semi-prep and prep column dimensions
- Compatible with organic modifiers and denaturants
- Wide usable pH range (3-8)

Agilent ZORBAX GF-250 and GF-450 size exclusion (gel filtration) columns are ideal for size separations of proteins and other biomolecules. The separation range is 4,000-900,000 for globular proteins when using GF-250 and GF-450 columns in series. The GF-250/GF-450 size exclusion columns have a hydrophilic diol bonded phase for high recovery of proteins (typically >90%) and a unique zirconia modification of the silica for a pH operating range from 3-8. The GF-250 and GF-450 columns are packed with precisely sized porous silica microspheres with narrow pore size and particle size distributions. The result is a highly efficient, rugged and reproducible size exclusion column that can be used for both analytical and preparative separations of proteins with flow rates of up to 3 mL/min. These columns are compatible with organic modifiers (<25%) and denaturants in the mobile phase to reduce protein aggregation. Some common applications include separations of protein monomers, dimers and aggregates, desalting, protein molecular weight estimation and separations of modified proteins.



GF-250 Gel Filtration Columns

### Column Specifications

Bonded Phase	Pore Size	Particle Size	MW Range	Surface Area	pH Range	Flow Rate	Max Pressure
ZORBAX GF-250	150Å	4 µm	4,000-400,000	140 m <sup>2</sup> /g	3.0-8.0	<3.0 mL/min	350 bar
ZORBAX GF-450	300Å	6 µm	10,000-900,000	50 m <sup>2</sup> /g	3.0-8.0	<3.0 mL/min	350 bar

Specifications represent typical values only

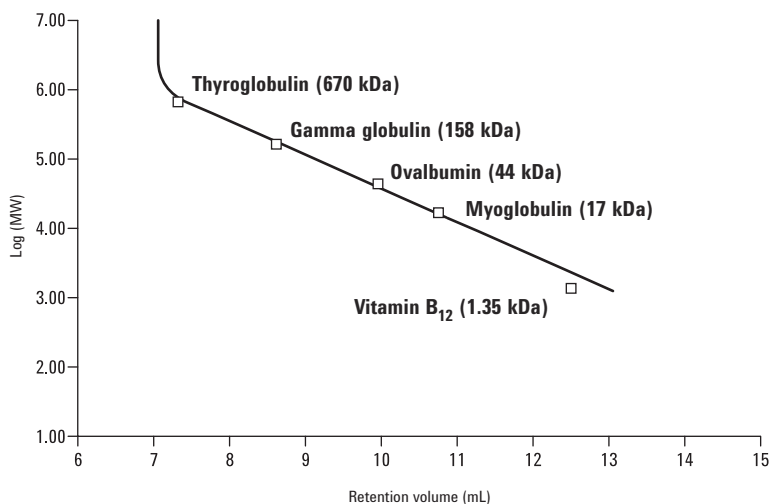
**Retention volume versus log (MW) for the Bio-Rad standards separated on an Agilent ZORBAX GF-250 column**

**Column:** ZORBAX GF-250  
884973-901  
9.4 x 250 mm, 4 μm

Mobile Phase: 200 mM Sodium phosphate, pH 7.0

Temperature: Ambient

Detector: UV, 254 nm



**Separations of proteins on preparative columns**

**Column:** ZORBAX GF-250  
884973-901  
9.4 x 250 mm, 4 μm

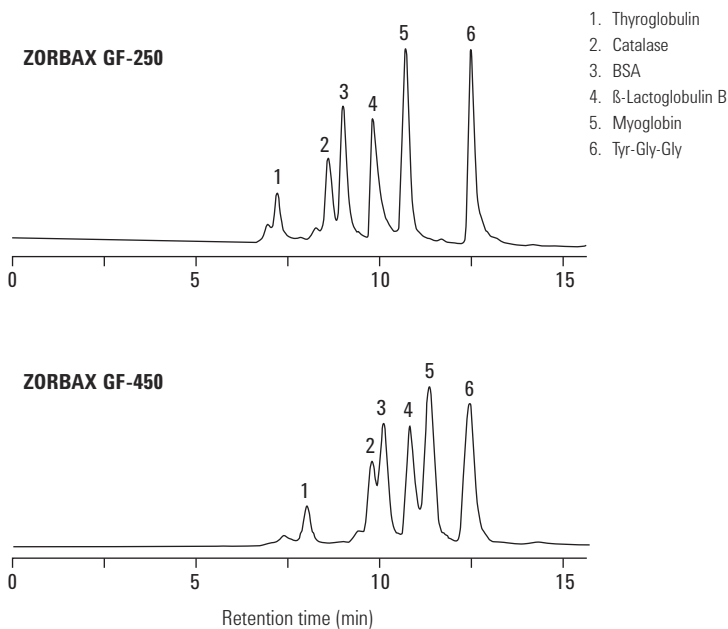
**Column:** ZORBAX GF-450  
884973-902  
9.4 x 250 mm, 6 μm

Mobile Phase: 0.2 M Na<sub>2</sub>HPO<sub>4</sub>, pH 7.0

Flow Rate: 5.0 mL/min

Detector: UV, 280 nm

Sample: 200 μL



**ZORBAX GF-250 (USP L33) and GF-450 (USP L35) Gel Filtration Columns**

Hardware	Description	Size (mm)	Particle Size (µm)	Part No.
	GF-250, 150Å	9.4 x 250	4	884973-901
	GF-250, 150Å	4.6 x 250	4	884973-701
	GF-450, 300Å	9.4 x 250	6	884973-902
<b>Guard Columns (hardware required)</b>				
<b>P</b>	GF-250 Diol, Guard Cartridge, 2/pk	9.4 x 15	6	820675-111
<b>ZGO</b>	GF-250 Diol, Guard Cartridge, 4/pk	4.6 x 12.5	6	820950-911
<b>P</b>	GF-450 Diol, Guard Cartridge, 2/pk	9.4 x 15	6	820675-111
<b>ZGO</b>	GF-250 Diol, Guard Cartridge, 4/pk	4.6 x 12.5	6	820950-911
<b>P</b>	Prep Guard Hardware Kit			840140-901
<b>ZGO</b>	Guard Hardware Kit			820999-901
<b>PrepHT Columns</b>				
<b>Δ</b>	PrepHT GF-250, 150Å	21.2 x 250	6	877974-901
<b>Δ</b>	PrepHT GF-450, 300Å	21.2 x 250	6	877974-910
<b>Δ</b>	PrepHT Endfittings, 2/pk			820400-901
<b>Δ</b>	PrepHT GF-250, Guard Cartridge, 2/pk	17.0 x 7.5	5	820212-911
<b>Δ</b>	PrepHT GF-450, Guard Cartridge, 2/pk	17.0 x 7.5	5	820212-911
<b>Δ</b>	Guard Cartridge Hardware			820444-901



Bio-Monolith Protein A Column, 5069-3639

## Affinity Chromatography

Affinity chromatography is a powerful technique which takes advantage of highly specific molecular interactions, frequently between specific proteins (e.g. antigen/antibody). Agilent offers several specialty affinity products, a monolithic Protein A column for the isolation and quantitation of IgG and a series of Multiple Affinity Removal Systems for the elimination of high abundance proteins in biological samples.

### Agilent Bio-Monolith Protein A HPLC Columns

- Designed for the analytical separation of all IgG (human and mouse), except for IgG class3
- Flow-rate independent separations; no diffusion, no pores and no void volume make transport between mobile and stationary phase very rapid
- Extremely fast separations speed up method development time and decrease costs
- Locking in method parameters takes significantly less time and buffer

Agilent Bio-Monolith Protein A HPLC columns are part of the Agilent Bio-Monolith column family. Protein A Bio-Monolith columns are compatible with HPLC and preparative LC systems, including Agilent 1100 and 1200 HPLC systems.

#### TIPS & TOOLS



For information on Ion-Exchange Bio-Monolith columns, turn to pages 412-415.

Column Specifications	
<b>Dimensions</b>	5.2 mm x 4.95 mm
<b>Column volume</b>	100 µL
<b>Maximum pressure</b>	150 bar (15 MPa, 2200 psi)
<b>Temperature min/max</b>	Working: 4-40 °C Storage: 4-30 °C
<b>Recommended pH</b>	Working range: 2-13 Cleaning-in-place: 1-14
<b>Materials of construction</b>	Hardware: Stainless steel Packing: poly(glycidyl methacrylate-co-ethylene dimethacrylate) highly porous monolith
<b>Color ring identifier</b>	Bio-Monolith Protein A: White
<b>Shelf life/expiration date</b>	Protein A: 12 months

### Bio-Monolith Protein A

Column	Description	Key Applications	Part No.
Bio-Monolith Protein A	The Protein A affinity column is designed for the analytical separation of all IgG (human and mouse), except for IgG class3.	<ul style="list-style-type: none"> <li>Quantitative determination of IgG (fermentation titer calculation)</li> </ul>	5069-3639

### TIPS & TOOLS

Further information can be found in the following application note:

*Rapid Human Polyclonal IgG Quantification Using the Agilent Bio-Monolith Protein A HPLC Column* (publication # 5989-9733EN)

[www.agilent.com/chem/library](http://www.agilent.com/chem/library)



**Rapid human polyclonal IgG quantification using the Agilent Bio-Monolith Protein A HPLC column**

**Column:** Protein A  
5069-3639  
5.2 x 4.95 mm

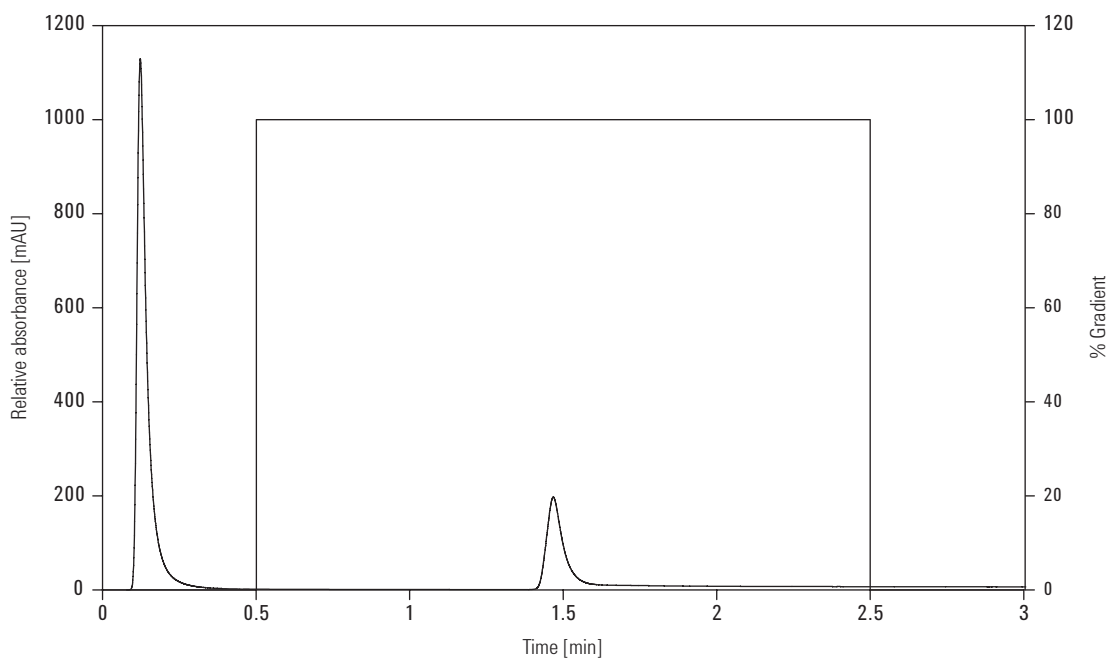
**Mobile Phase:** PBS buffer, pH 7.4  
0.5 M acetic acid, pH 2.6

**Flow Rate:** 1 mL/min

**Gradient:** Stepwise gradient: 100% buffer  
A-100% buffer B-100% buffer A (0.5 min each step)

**Detector:** A high pressure gradient HPLC system,  
Agilent 1200 Infinity LC - UV at 280 nm

**Sample:** Human Plasma diluted with binding buffer (PBS  
buffer, pH 7.4)



The selectivity of the Bio-Monolith Protein A column for the IgG from human plasma. IgG binds to protein A, a 100% buffer B step gradient is applied, and IgG elutes at 1.5 min.



**Key:**

**Lane 1:** Whole serum prior to separation

**Lane 2:** IgG standard

**Lane 3:** Peak 1 (flow-through fraction)

**Lane 4:** Peak 2 (Protein A-bound fraction; i.e. IgG1 and IgG2)

SDS PAGE analysis of fractions from the separation.

## Agilent Protein Fractionation System and Proteomics Reagents

- LC/MS analysis of biological samples
- Preparation for electrophoretic analysis
- Sample preparation for biomarker discovery
- Instrument and workflow validation
- Cost-effective immunodepletion
- Sample desalting, concentration, and fractionation

In order to more easily isolate and identify proteins in biological samples, such as serum, plasma, and cerebro-spinal fluid (CSF), the Agilent Multiple Affinity Removal System is designed to chromatographically eliminate interfering high-abundance proteins from biological samples. Removal of these abundant proteins improves the subsequent LC/MS and electrophoretic analysis of the sample by effectively expanding the dynamic range.

For sample fractionation and desalting, the Agilent mRP-C18 High-Recovery Protein column is designed to simultaneously desalt, concentrate, and fractionate in one easy step with extremely high recovery of samples as compared to conventional RP HPLC columns that are fully compatible with LC/MS analysis.

In addition, validated reagents for sample preparation in biomarker discovery and other proteomics applications are also available, including a complex standard, and proteomics grade trypsin. For your convenience, these reagents are fully compatible with Agilent LC/MS methods and require no additional sample pretreatments.

Large volume requirements and custom column dimensions can also be addressed with our custom configurations.





Multiple Affinity Removal System

## Multiple Affinity Removal System

The Multiple Affinity Removal System from Agilent enables the identification and characterization of high-value, low abundant proteins and biomarkers found in serum, plasma, and other biological fluids.

The Multiple Affinity Removal System reproducibly and specifically removes up to 14 high abundant proteins found in human biological fluids and 3 high abundant proteins found in mouse biological fluids.

The Multiple Affinity Removal System is available in a variety of LC column dimensions and in spin cartridge format. When combined with Agilent's optimized buffers, convenient spin filters and concentrators, the Agilent Multiple Affinity Removal System creates an automated, integrated depletion solution compatible with most LC instruments (columns), and bench top centrifuges (spin cartridges).

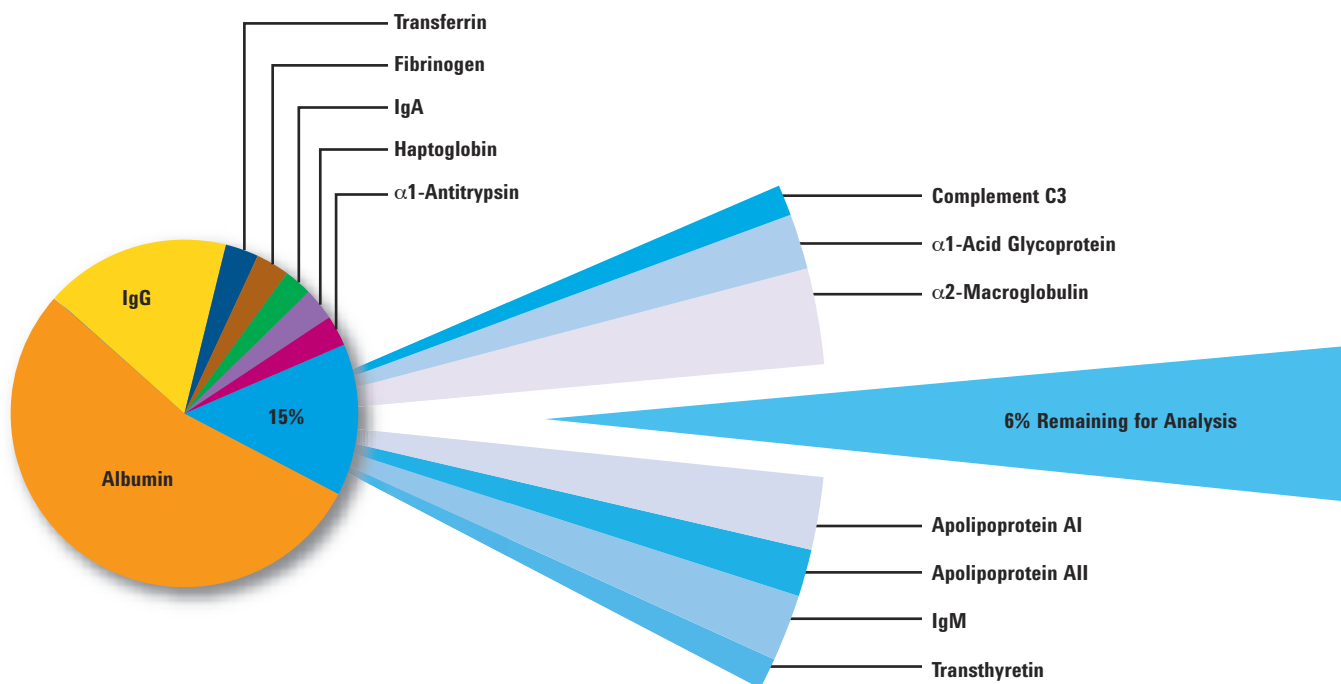
Samples depleted using the Multiple Affinity Removal System are ready for downstream analyses such as 2-D gel electrophoresis, LC/MS, and other analytical techniques.



## Multiple Affinity Removal System Selection Guide

Product	Proteins Removed	Total Protein Removed	Dimension	Load Capacity	Part No.
MARS Human-14	Albumin, IgG, antitrypsin, IgA, transferrin, haptoglobin, fibrinogen, alpha2-macroglobulin, alpha1-acid glycoprotein, IgM, apolipoprotein AI, apolipoprotein AII, complement C3, transthyretin	94%	Spin Cartridge	8 - 10 $\mu$ L	5188-6560
			4.6 x 50 mm	20 $\mu$ L	5188-6557
			4.6 x 100 mm	40 $\mu$ L	5188-6558
			10.0 x 100 mm	250 $\mu$ L	5188-6559
MARS Human-7	Albumin, IgG, IgA, transferrin, haptoglobin, antitrypsin, fibrinogen	88-92%	Spin Cartridge	12 - 14 $\mu$ L	5188-6408
			4.6 x 50 mm	30 - 35 $\mu$ L	5188-6409
			4.6 x 100 mm	60 - 70 $\mu$ L	5188-6410
MARS Human-6	Albumin, IgG, IgA, transferrin, haptoglobin, antitrypsin	85-90%	Spin Cartridge	7 - 10 $\mu$ L	5188-5230
			4.6 x 50 mm	15 - 20 $\mu$ L	5185-5984
			4.6 x 100 mm	30 - 40 $\mu$ L	5185-5985
MARS Human-6 High Capacity	Albumin, IgG, IgA, transferrin, haptoglobin, antitrypsin	85-90%	Spin Cartridge	14 - 16 $\mu$ L	5188-5341
			4.6 x 50 mm	30 - 40 $\mu$ L	5188-5332
			4.6 x 100 mm	60 - 80 $\mu$ L	5188-5333
			10.0 x 100 mm	up to 340 $\mu$ L	5188-5336
MARS Human-2	Albumin, IgG	69%	Spin Cartridge	50 $\mu$ L	5188-8825
			4.6 x 50 mm	100 $\mu$ L	5188-8826
MARS Human-1	Albumin	50-55%	Spin Cartridge	65 $\mu$ L	5188-5334
			4.6 x 50 mm	130 $\mu$ L	5188-6562
MARS Mouse-3	Albumin, IgG, transferrin	80%	Spin Cartridge	25 - 30 $\mu$ L	5188-5289
			4.6 x 50 mm	37 - 50 $\mu$ L	5188-5217
			4.6 x 100 mm	75 - 100 $\mu$ L	5188-5218

Illustration of high abundance proteins removed by Agilent Multiple Affinity Removal Columns and Spin Cartridges



TIPS & TOOLS



Learn more about Agilent's complete services portfolio at [www.agilent.com/chem/services](http://www.agilent.com/chem/services)

## Multiple Affinity Removal System Starter Kits

The LC Column and Spin Cartridge Reagent Starter Kits include all the required supplies to use with Multiple Affinity Removal System. These buffers provide optimal conditions for column longevity and sample reproducibility.

- The kits provide enough Buffer A and Buffer B for approximately 200 sample depletions using the 4.6 x 50 mm LC columns, approximately 100 sample depletions using the 4.6 x 100 mm LC columns and 200 spin cartridge uses.
- Buffer A, the loading buffer, minimizes protein-protein interactions, allowing low abundant proteins often bound to high abundant proteins to pass through the column, while the targeted high abundant proteins bind to their associated antibodies.
- Buffer B, the elution buffer, then disrupts the antibody-protein interaction eluting the high abundant proteins off the column.

### Multiple Affinity Removal System Starter Kits

Description	Part No.
LC Column Reagent Starter Kit	5185-5986
Includes:	
Buffer A, 1 L, for loading, washing, and equilibrating, qty 2	5185-5987
Buffer B, 1 L, for eluting	5185-5988
0.22 µm cellulose acetate, 25/pk, qty 2	5185-5990
Spin concentrators, 5K MWCO, 4 mL, 25/pk	5185-5991
Multiple Affinity Removal Spin Cartridge Reagent Kit	5188-5254
Includes:	
Buffer A, 1 L, for loading, washing, and equilibrating	5185-5987
Buffer B, 1 L, for eluting	5185-5988
Spin filters, 0.22 µm cellulose acetate, 25/pk, qty 2	5185-5990
Spin concentrators, 5K MWCO, 4 mL, 25/pk	5185-5991
Luer-Lok adapters, 2/pk	5188-5249
Plastic syringe, 5 mL, Luer-Lok, 2/pk	5188-5250
Microtube, 1.5 mL, screw top, 100/pk, qty 6	5188-5251
Caps and plugs, 6/pk	5188-5252
PTFE needles, Luer-Lok, 10/pk	5188-5253
High concentration sample dilution buffer, 50 mL	5188-8283



LC Column Reagent Starter Kit, 5185-5986



Luer-Lok adapters, 5188-5249



Luer-Lok syringe, 5188-5250



Luer-Lok needles, 5188-5253



mRP-C18 High-Recovery Protein Column,  
4.6 x 50 mm, 5188-5231

## mRP-C18 High-Recovery Protein Columns

The mRP (macroporous reversed-phase) C18 High-Recovery Protein column is designed for high recovery, high resolution separation, fractionation, and simultaneous desalting of complex protein samples (like immunodepleted serum or plasma proteins).

- Greater than 95-99% protein sample recovery has been observed with immunodepleted serum using the Agilent Multiple Affinity Removal System – LC column
- Can load up to 380 µg of total protein mass without reducing chromatographic resolution of the proteins
- Column packed with macroporous C18-bonded ultrapure 5 µm particle silica designed to reduce or eliminate strong adsorption of proteins
- Maximum operating pressure of 250 bar (4000 psi)
- Compatible with water and all common organic solvents

### mRP-C18 High-Recovery Protein Columns

Description	Protein Load Capacity	Part No.
mRP-C18, 0.5 x 100 mm	10 ng - 5 µg	5188-6510
mRP-C18, 2.1 x 75 mm	8 - 85 µg	5188-6511
mRP-C18, 4.6 x 50 mm	40 - 380 µg	5188-5231

## Proteomics Reagents for LC/MS Analysis

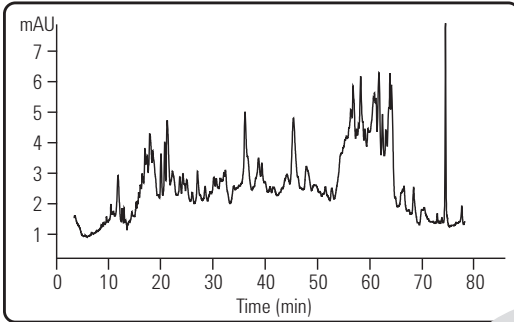
The Agilent Complex Proteomics Standard is a soluble Pfu protein extract containing over 1,500 proteins. Together with our TPCK-treated proteomics grade trypsin this is an ideal combination for workflow validation in LC/MS biomarker discovery and other proteomic studies.

### Proteomics Reagents for LC/MS Analysis

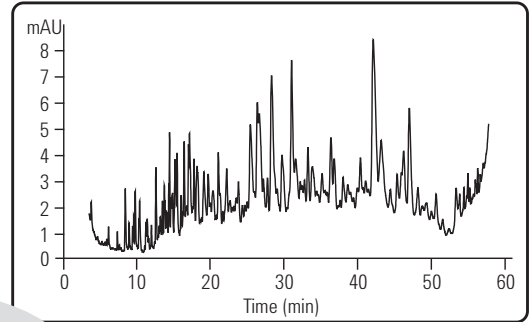
Description	Part No.
Complex Proteomics Standard	400510
Proteomics Grade Trypsin	204310

Protein Fractionation of Complex Samples on the mRP Column

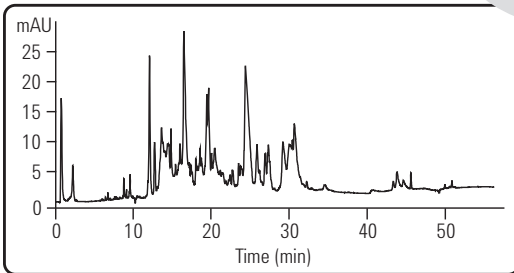
mRP-C18, 4.6 x 50 mm



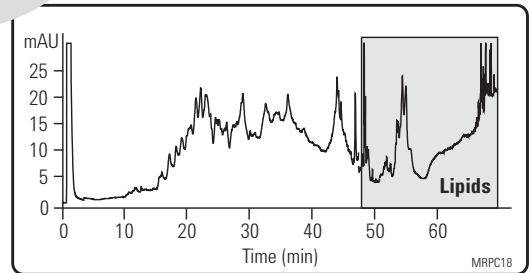
HeLa Membrane Prep



HeLa Cell Lysate (352 µg)



"Top-6" Depleted Human Serum



Human Brain Membrane Lipid Raft Prep (500 µg)

**Highest Recovery**

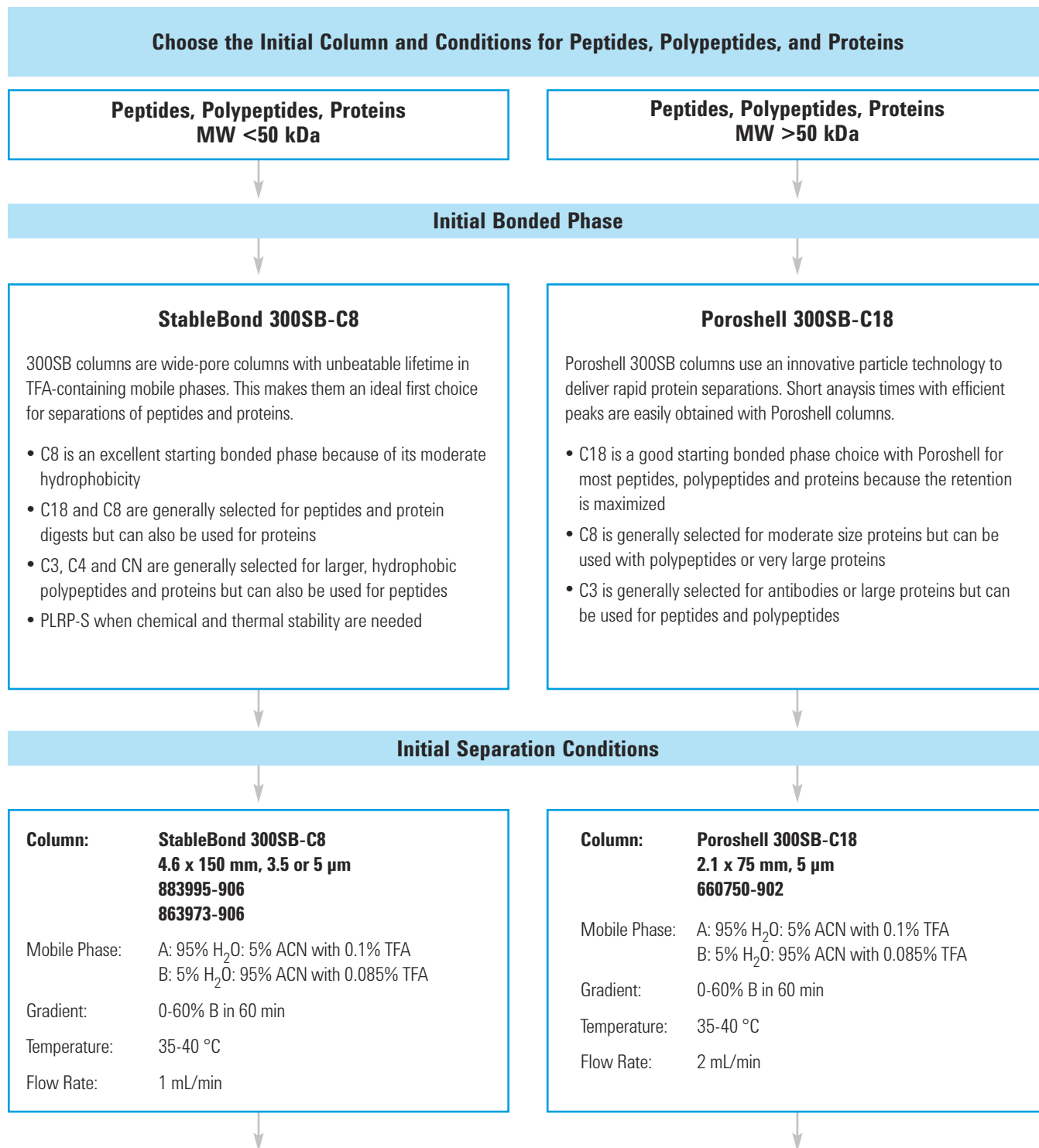


mRP-C18 High-Recovery Protein Column, 0.5 x 100 mm, 5188-6510

# Method Development

## ZORBAX Column Methods

This ZORBAX Column Selection Strategy for Proteins and Peptides provides some critical details on method development for proteins or polypeptides.



### Start at Low pH with Simple Aqueous/Organic Gradient

Typically, a water/acetonitrile with 0.1% TFA gradient is used to elute all components of interest. A typical high resolution gradient on a 300Å pore size column requires 30-50 min. A Poroshell column requires a shorter analysis time and a higher flow rate and still provides exceptional resolution. To improve resolution, increase the gradient time, decrease column length, or increase flow rate.

### Optimize Sample Solubility

For best peak shape and recovery at any pH, it is important to completely solubilize a sample. Highly acidic or neutral solvents can be used with ZORBAX 300StableBond and Poroshell 300SB, while neutral solvents and dilute bases can be used with ZORBAX 300Extend-C18.

#### Solvent Choices to Solubilize Proteins and Peptides

Water/phosphate Buffer  
 Dilute acid (TFA, Acetic Acid or HCl)  
 Neutral pH, 6-8 M guanidine-HCl or isothiocyanate  
 5% HOAc/6 M urea  
 Dilute acid + aqueous/organic solvents (ACE, MeOH, THF)  
 Dilute base (ammonium hydroxide)  
 DMSO or 0.1%-1% in DMSO  
 Formamide

Weakest

Strongest

### Increase the Temperature

Separations of proteins and peptides are influenced by temperature and higher column temperature can dramatically improve both resolution and recovery of proteins and hydrophobic and aggregating peptides.

**StableBond 300SB - up to 80 °C**

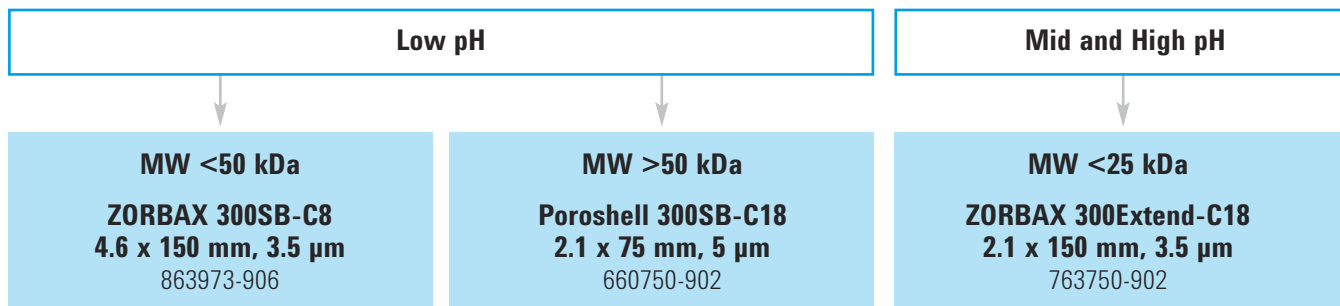
**Poroshell 300SB - up to 80 °C**

### Optimize Mobile Phase pH Try Mid and High pH if Low pH does not work

If an optimized, low pH method does not provide an ideal separation, then mid or high pH mobile phase can be used. At high pH, selectivity is often very different because acidic amino acids become negatively charged and some basic amino acids may lose their charge. ZORBAX 300Extend-C18 is an excellent choice for mid to high pH separation.

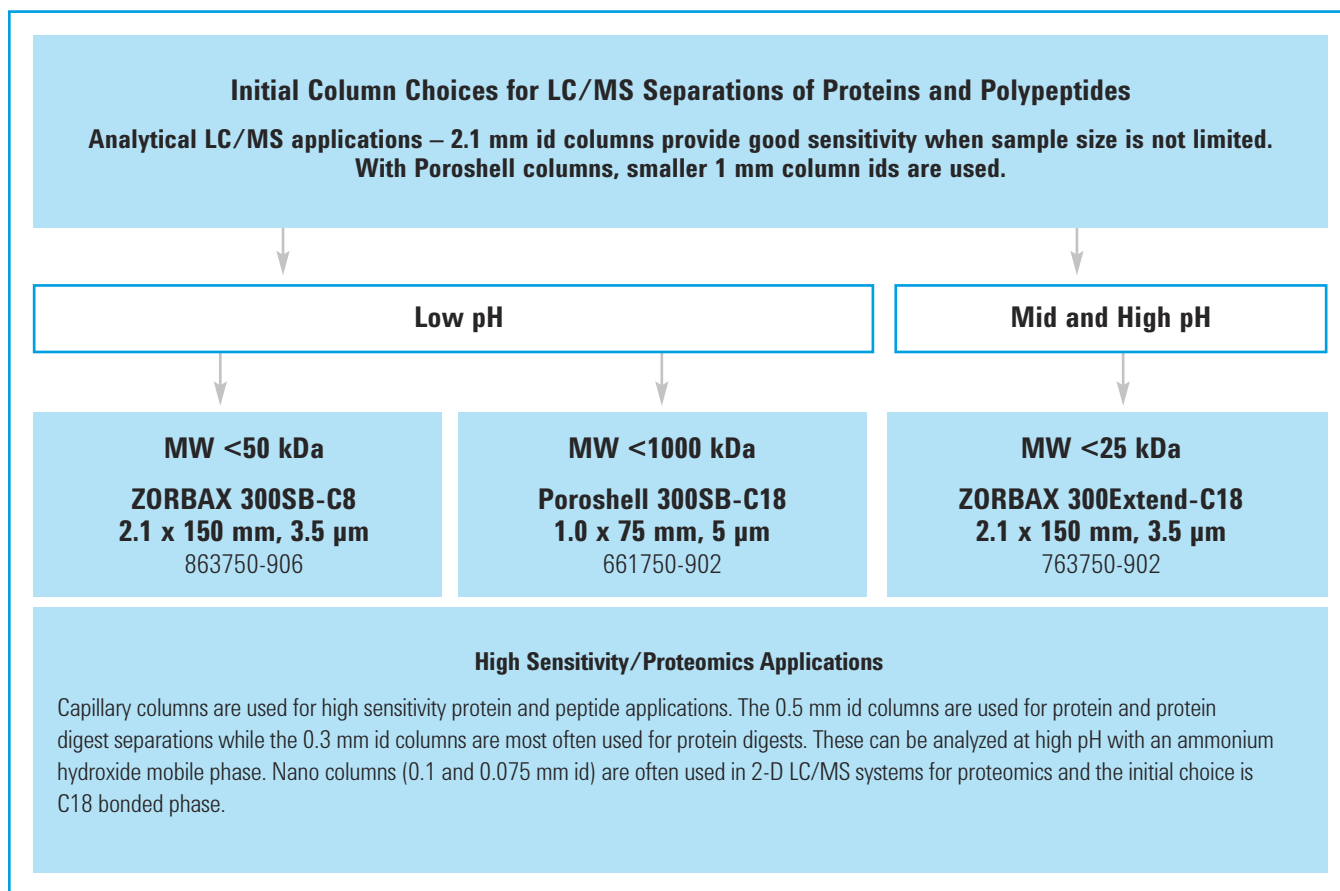
<b>Column:</b>	<b>ZORBAX 300Extend-C18</b> <b>4.6 x 150 mm, 5 µm</b> <b>773995-902</b>	Gradient:	5-60% B in 30 min
Mobile Phase:	A: 20 mM NH <sub>4</sub> OH in H <sub>2</sub> O B: 20 mM NH <sub>4</sub> OH in 80% ACN	Temperature:	25-30 °C (<60 °C)
		Flow Rate:	1 mL/min

Starting Column Choices for Analytical Separations of Peptides, Polypeptides, and Proteins



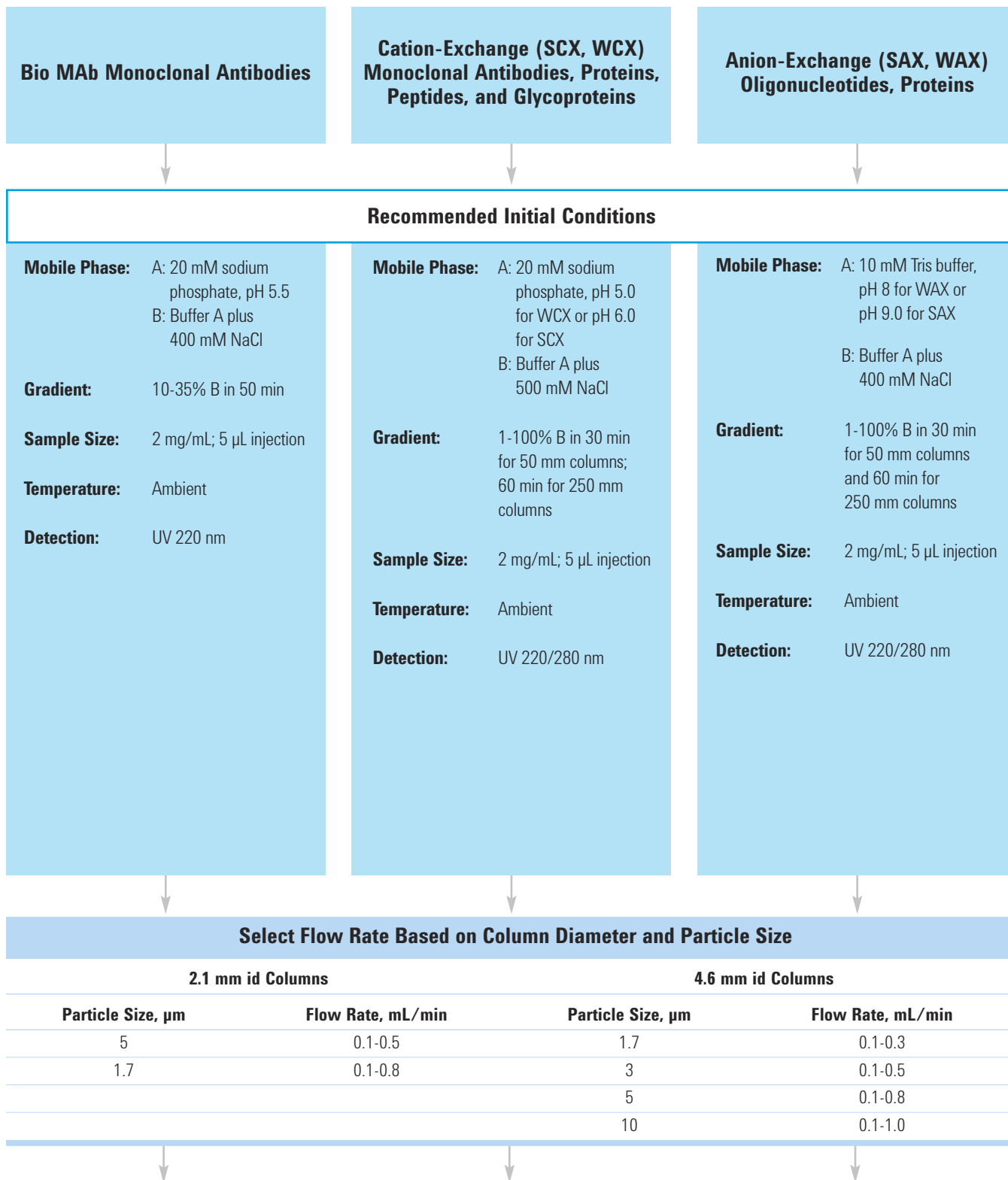
## Reversed-Phase LC/MS Methods

LC/MS of proteins and peptides is used to provide information for protein characterization, to accurately identify post-translational modifications of proteins, and to determine the molecular weight of synthetic and natural peptides. LC/MS is also used to provide protein identification in 2-D separations for proteomics applications. Therefore, LC/MS of proteins and peptides is a critical separation area, which requires some special column and mobile phase recommendations. In general, smaller column sizes are used for LC/MS and TFA is generally not used in mobile phase because of reduced sensitivity in the MS with this mobile phase additive.





## Bio Ion-Exchange Column Methods



## Optimize Conditions

Some separations may require a specific buffer, ionic strength, pH, and/or temperature

### Ionic Strength:

Certain ionic strength is required to sustain the function of columns. Usually, a minimal concentration of 10-20 mM salt is required. However, greater than 20 mM strength may prevent the adsorption of biomolecules onto the column. Commonly used salts are sodium and potassium chloride and acetate. For elution, a typical salt concentration is 400-500 mM.

**Note:** Never use water alone for washing columns as it causes a significant increase in backpressure.

### Selection of Buffers and pH:

Buffers play a key role in the optimization of separations. Phosphate buffers are typically used for antibodies and many biomolecules. The following are also recommended: MES, Tris, and ACES buffers. Use buffers of pH 5.0-6.5. pH can be adjusted usually by +/- 0.2 units. For some specific proteins, buffers with higher pH (>pH 6.5) may be needed. Phosphoric acid, acetic acid, HCl and NaOH can be used to adjust pH.

pH gradients can also be used for elution.

### Selection of Buffers and pH:

For anion-exchange, acetate and phosphate buffers of pH 8.0-9.0 are recommended. pH can be adjusted usually by +/- 0.2 units. For some specific proteins, buffers with higher or lower pH may be needed. Phosphoric acid, acetic acid, HCl and NaOH can be used to adjust pH.

pH gradients can also be used for elution.

### Additives

#### Organic Solvents:

Acetonitrile, ethanol, methanol, and other similar solvents can be used up to 50%.

#### Detergents:

Non-ionic, anionic, and zwitterionic detergents can be used. Cationic detergents are not recommended.

### Additives

#### Organic Solvents:

Acetonitrile, ethanol, methanol, and other similar solvents can be used up to 50%.

#### Detergents:

Non-ionic, cationic, and zwitterionic detergents can be used. Anionic detergents are not recommended.

### Temperature:

Agilent Bio MAb and IEX columns are stable up to 80 °C. However, many proteins and biomolecules are heat labile. Be sure to establish the temperature stability of your sample before routinely using high temperature for separation.

## SEC Column Methods

Choose Initial Columns and Conditions for Size-Based Separation of Biomolecules,  
Aggregation Analysis – Peptides, Polypeptides, and Proteins

Peptides, Polypeptides, Proteins  
MW >0.1-1,250 kDa

Peptides, Polypeptides, Proteins  
MW >0.1-10,000 kDa

Select Column Based on Molecular Weight Range and Pore Size

#### Agilent Bio SEC-3 (3 µm)

Pore Size	MW range, kDa
100Å	0.1-100
150Å	0.5-150
300Å	5-1,250

#### Agilent Bio SEC-5 (5 µm)

Pore Size	MW range, kDa
100Å	0.1-100
150Å	0.5-150
300Å	5-1,250
500Å	15-5,000
1000Å	50-7,500
2000Å	>10,000

#### Recommended Initial Separation Conditions

**Column:** Agilent Bio SEC (3 µm and 5 µm)

**Mobile Phase:** 150 mM phosphate buffer, pH 7.0\*

**Gradient:** Isocratic in 30-60 min range

**Temperature:** Recommended: 10-30 °C, Maximum: 80 °C

**Flow Rate:** 0.1-0.4 mL/min for 4.6 mm id columns  
0.1-1.25 mL/min for 7.8 mm id columns

**Sample Size:** ≤ 5% of total column volume

\*Other aqueous buffers with high and low salt can be used

For additional information, see application note: *Defining the Optimum Parameters for Efficient Size Separations of Proteins*  
(publication # 5990-8895EN)

[www.agilent.com/chem/library](http://www.agilent.com/chem/library)

After the initial chromatogram, additional changes may be needed to improve the separation, maintain protein solubility, or to decrease sample interaction with the chromatographic media. The ionic strength of the mobile phase can be adjusted up or down in strength to attain an optimized separation. pH can also be adjusted usually + 0.2 units. If further optimization is necessary, the upward or downward range should be expanded. A change of temperature or addition of an organic solvent can also be used.

**For protocols requiring additional salt, these buffers are typical:**

100-150 mM sodium chloride in 50 mM sodium phosphate, pH 7.0

100-150 mM sodium sulfate in 50 mM sodium phosphate, pH 7.0

50-100 mM urea in 50 mM sodium phosphate, pH 7.0

Other similar salts (e.g. KCl) and guanidine hydrochloride can also be used

**pH Range:**

2.0-8.5

**Potential organic solvent additions include:**

5-10% ethanol (or other similar solvents) in 50 mM sodium phosphate, pH 7.0

5% DMSO in 50 mM sodium phosphate, pH 7.0

**Temperature:**

Typically, SEC separations are run at 20-30 °C. Separation of proteins and peptides may require higher temperature to improve both resolution and recovery of proteins and hydrophobic peptides.

Maximum temperature of Bio SEC columns is 80 °C

## High Sensitivity Capillary Column Methods

### Mobile Phase Considerations

#### Low pH

TFA is generally not used for LC/MS separations of proteins and peptides. The first step is normally to replace TFA with 0.1 to 1% formic acid. Acetic acid, up to 1% can also be used as an alternative mobile phase modifier. At low pH, the best separation may still be obtained with TFA in the mobile phase. In some cases, the TFA can be displaced post-column with an alternative acid, such as propionic acid.

#### Mid and High pH

LC/MS can also be done at high pH with 10-20 mM  $\text{NH}_4\text{OH}$  as a mobile phase additive.



Nano Columns

## Capillary and Nano Columns

- Highest sensitivity for your smallest sample sizes
- Compatible with all LC/MS interfaces
- Internal diameters of 0.5, 0.3, 0.1, and 0.075 mm
- Packings/phases for both small and large molecules (80Å and 300Å pore sizes, respectively)
- Ideal for 1-D and 2-D (proteomics) applications

Agilent ZORBAX Capillary (0.5 and 0.3 mm id) and Nano (0.1 and 0.075 mm id) columns are now available in a wide variety of phases, pore sizes, and dimensions. These columns are ideal for very sample-limited applications because they provide enhanced sensitivity by reducing on-column sample dilution. This high sensitivity can be provided with exceptional reproducibility using Agilent columns and low dispersion HPLC instruments. The fastest growing application for capillary and nano columns is 2-D LC/MS for complex proteomics samples. Agilent provides all the columns needed for the 2-D separation – the SCX columns for the first dimension, the reversed-phase trapping column, and the reversed-phase column for the second dimension.

### TIPS & TOOLS



Agilent offers a variety of e-Seminars and on-site training to help you learn how to be a more effective chromatographer.

For more information, visit  
[www.agilent.com/chem/education](http://www.agilent.com/chem/education)



**ZORBAX Nano columns for high sensitivity protein digest analysis by LC/MS**

**Column:** ZORBAX 300SB-C18  
5065-9911  
0.075 x 150 mm, 3.5 µm

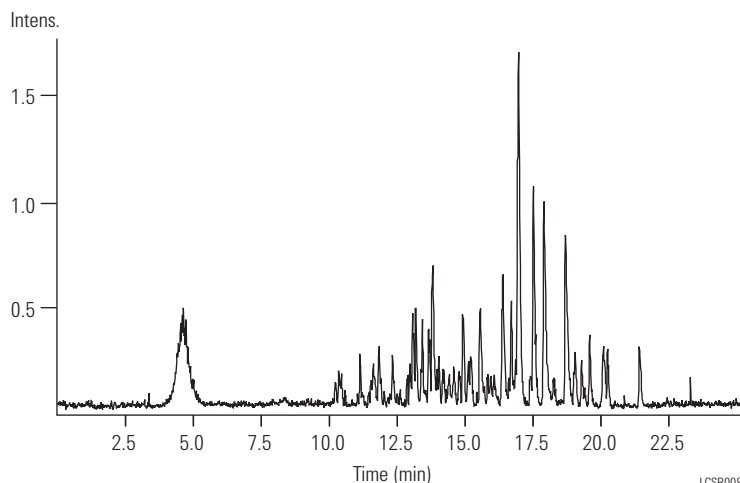
**Mobile Phase:** A: Water + 0.1% Formic acid,  
B: ACN + 0.1% Formic acid

**Flow Rate:** 600 nL/min

**Gradient:** 2% B to 52% B in 25 min

**Detector:** Positive Ion Nano Electrospray MS

**Sample:** 100 fm (1 µL) Digest of 8 Proteins



LCSB008

A ZORBAX Nano HPLC column, 0.075 mm id, is used for high sensitivity LC/MS analysis of a protein digest sample.

**High sensitivity with capillary columns**

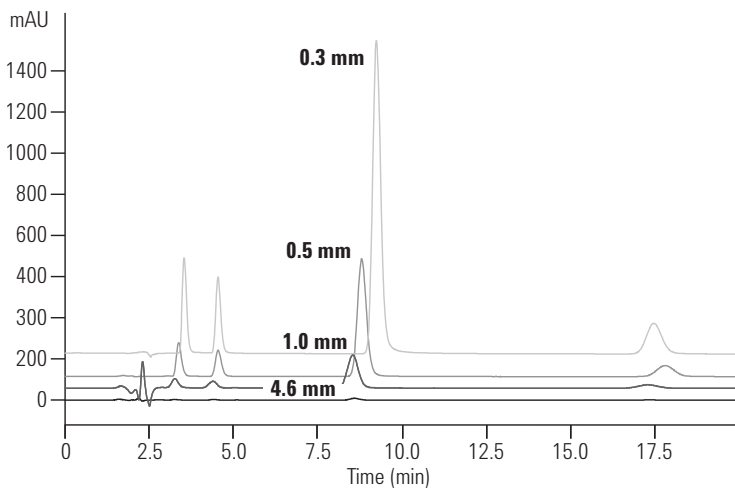
**Column:** ZORBAX SB-C18  
5064-8255  
0.3 x 150 mm, 5 µm

**Column:** ZORBAX SB-C18  
5064-8256  
0.5 x 150 mm, 5 µm

**Column:** ZORBAX SB-C18  
863600-902  
1.0 x 150 mm, 3.5 µm

**Column:** ZORBAX SB-C18  
883975-902  
4.6 x 150 mm, 5 µm

**Sample:** 200 ng Biphenyl



LCCN002

Sample-limited applications require capillary column dimensions to minimize on-column sample dilution and to enhance sensitivity. The 0.3 mm capillary in this example provides 100 times more sensitivity than the standard 4.6 mm column. Agilent Nanobore (0.1 mm to 0.075 mm id) columns can provide up to 2,000 times more sensitivity for your most limited sample applications.

**Human serum: Low abundance protein isolation and identification from 1-D gel band by LC/MS**

**Column:** ZORBAX 300SB-C18  
**Trap:** 0.3 x 5 mm, 5 µm, 5065-9913  
**Analytical:** 0.3 x 150 mm, 5 µm, 5064-8263

**Mobile Phase:** A: Water + 0.1% Formic acid  
 B: Acetonitrile + 0.1% Formic acid

**Flow Rate:** 6 µL/min

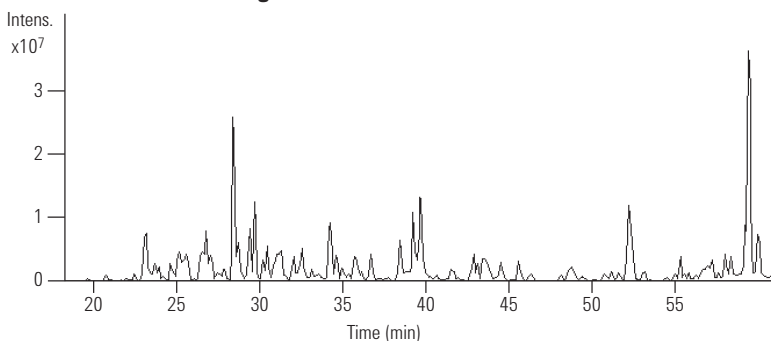
**Gradient:** 0 min 3% B  
 5 min 3% B (loading)  
 50 min 45% B  
 52 min 80% B  
 57 min 80% B  
 60 min 3% B

**Sample:** Band from 1-D in gel digest

**Proteins Identified**

1. α-1-Antichymotrypsin
2. Antithrombin-III Precursor
3. Complement Factor B Precursor

**Base Peak Chromatogram**



LCBP014

Sample Preparation of Human Serum:  
 Major serum proteins removed using Multiple Affinity Removal Column:  
 4.6 x 100 mm, P/N 5185-5985  
 Followed by 1-D gel digest

**Peptide phosphorylation sites LC and LC/MS using Capillary LC columns**

**Column:** ZORBAX 300SB-C18  
**5064-8268**  
**0.5 x 150 mm, 3.5 µm**

**Mobile Phase:** A: Water + 0.1% Formic acid  
 B: Acetonitrile + 0.1% Formic acid

**Flow Rate:** 5.5 µL/min

**Gradient:** 5-55% B in 50 min, to  
 85% B from 55-57 min

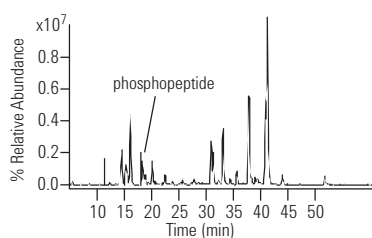
**Detector:** UV, 206 nm

**MS Conditions:** LC/MS: Pos. Ion ESI with LC/MSD trap

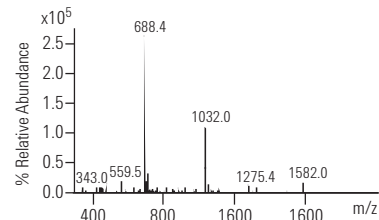
Vcap: 4000 V  
 Drying gas flow: 7 L/min  
 Drying gas temperature: 250 °C  
 Nebulizer: 15 psi  
 Capillary Exit Volt: 50 V Max  
 Accum Time: 300 ms  
 Total Averages: 3  
 Isolation Width: 3 m/z  
 Frag Amplitude: 1.0 V

**Sample:** Beta case in digest, 100 nL (4 pmol)

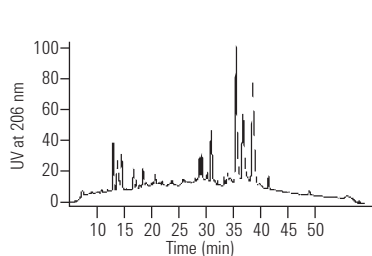
**MS**



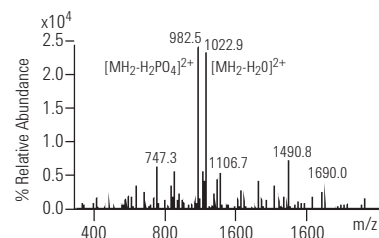
**Full Scan MS**



**UV**



**MS/MS of [M+2H]<sup>2+</sup> at m/z 1032**



LCBP037



### Capillary columns for HPLC analyses with UV and MS detection

**Column:** ZORBAX 300SB-C18  
5064-8263  
0.3 x 150 mm, 5 µm

**Mobile Phase:** 5-55% B in 50 min, to 85% B from 55-57 min  
A: Water + 0.1% Formic acid  
B: Acetonitrile + 0.1% Formic acid

**Flow Rate:** 5.5 µL/min

**Detector:** UV, 206 nm

**MS Conditions:** LC/MS: Pos. Ion ESI with  
LC/MSD trap-Vcap 4000 V

Drying Gas Flow: 7 L/min

Drying Gas Temperature: 250 °C

Nebulizer: 15 psi

Capillary Exit Volt: 50 V

Max Accum Time: 300 ms

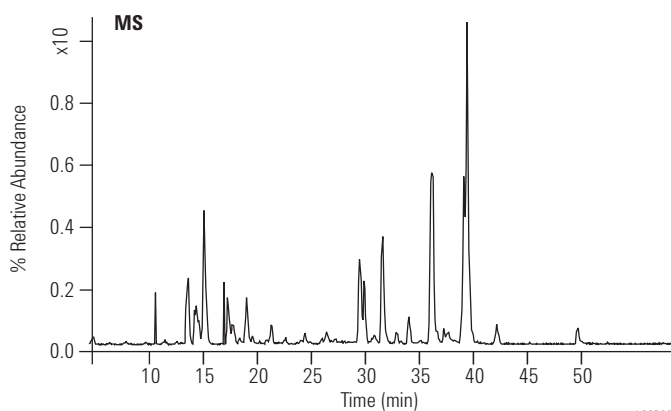
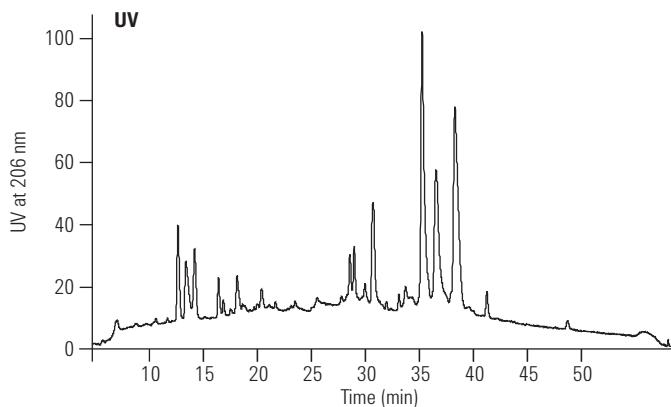
Total Averages: 3

Isolation Width: 3 m/z

Frag Amplitude: 1.0 V

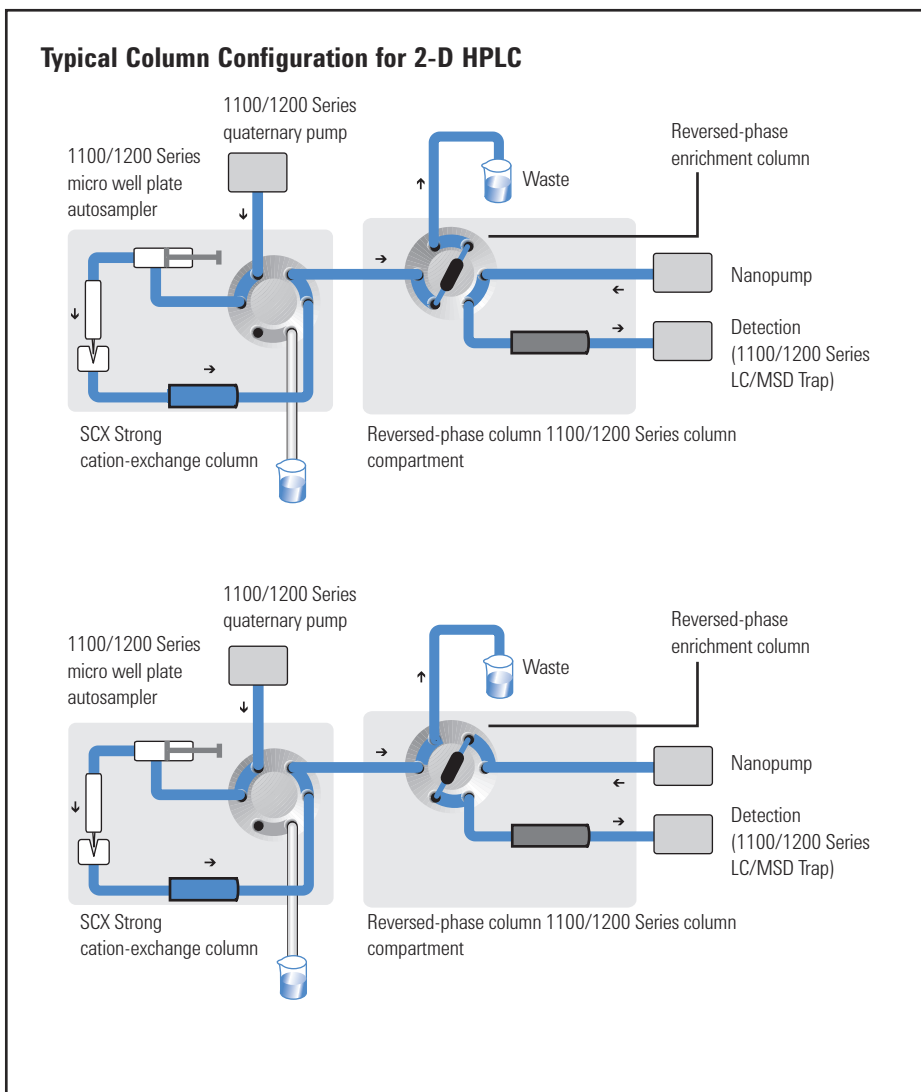
**Sample:** 100 nL  
Beta Casein Digest (4 pmol)

A ZORBAX 300SB-C18 capillary column (0.3 mm id) is used for the separation of the protein digest. Detection is by both UV and Electrospray MS. MS detection can be used for identification of peptide fragments.



LCS8007

## 2-D LC/MS Analyses Using ZORBAX Capillary and Nano LC Columns



Flow path of an Agilent customized Nanoflow Proteomics Solution system.

1. Sample loading, elution from SCX and trapping on enrichment column
2. Valve switch in column compartment, elution from enrichment column; separation on RP, and MS analysis

### Proteins in a complex sample by 2-D HPLC with Nano HPLC columns

**Column:** ZORBAX 300SB-C18  
5065-9913  
0.3 x 5 mm, 5  $\mu$ m

**Column:** ZORBAX 300SB-C18  
5065-9911  
0.075 x 150 mm, 3.5  $\mu$ m

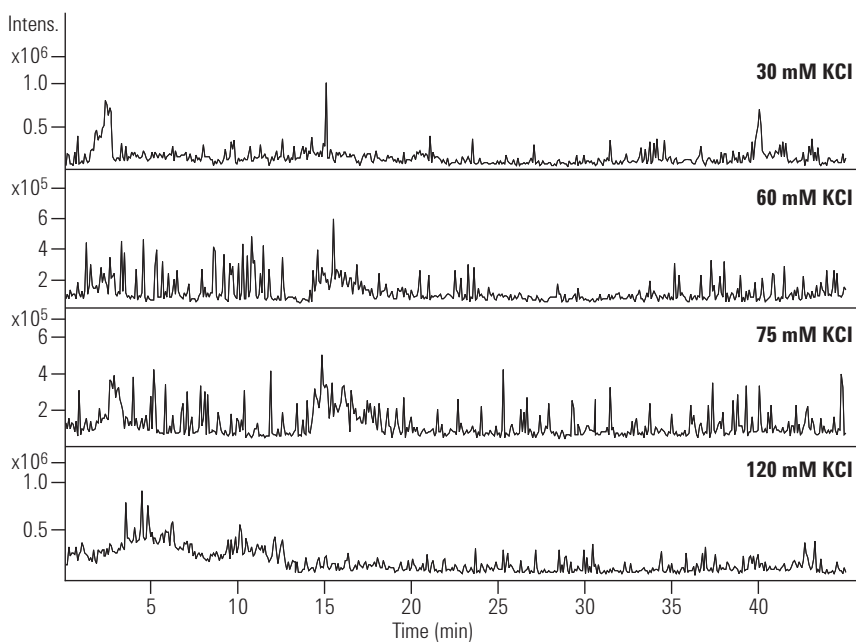
**Mobile Phase:** Quaternary Pump: 3% Acetonitrile/0.1% Formic acid  
Nanopump: A = Water, 0.1% Formic acid, B = ACN, 0.1% Formic acid

**Flow Rate:** Quaternary Pump: 30  $\mu$ L/min  
Nanopump: 300 nL/min

**Gradient:** Quaternary Pump: Isocratic  
Nanopump:  
6 min = 3% B, 120 min = 60% B, 125 min = 80% B,  
130 min = 80% B, 131 min = 3% B, 140 min = 3% B

**MS Conditions:** Source: Nano ESI, drying gas flow: 5 L/min, drying gas temp: 225 °C  
Ion Trap: Skim: 1:35 V, cap exit offset: 115 V, octupole 1:12 V,  
octupole 2:3.5 V, trap drive: 80 V. ICC: on, averages: 4, max accu  
time: 150 ms; target 60,000, ion mode positive, MS/MS mode.

**Sample:** Tryptic Digest of bovine serum albumin  
Volume: 1 to 8  $\mu$ L  
Salt Step Elution: 8 mL of 10 mM-100 mM KCl (10 mM increments),  
125 mM, 150 mM, 200 mM, 300 mM, 500 mM, 1 M.



Tryptic digest of bovine serum albumin (BSA).  
The base peak chromatograms show a selection of fractions from a 2-D HPLC separation. Single chromatograms represent peptides from BSA eluting at a given salt concentration followed by enrichment and reversed-phase chromatography.

LCCN004



Nano Columns

## ZORBAX Bio-SCX Series II

ZORBAX has Bio-SCX Series II columns designed for optimized 2-D separations of peptides and proteins using LC/MS. This packing is based on ultra-pure 3.5  $\mu\text{m}$  ZORBAX silica particles, bonded with a bio-friendly polymer that is functionalized with sulfonic acid groups. This gives strong retention and good peak shape in the ion-exchange step of 2-D analysis of peptides and proteins.

### Column Specifications

Bonded Phase	Pore Size	Surface Area	pH Range	Functionality	Max Pressure
ZORBAX Bio-SCX Series II	300Å	90 m <sup>2</sup> /g	2.5-8.5	Sulfonic acid	350 bar

### ZORBAX Bio-SCX Series II

Description	Size (mm)	Particle Size ( $\mu\text{m}$ )	Bio-SCX Series II
Capillary	0.3 x 35	3.5	5065-9912
Capillary	0.8 x 50	3.5	5065-9942

**ZORBAX Bio-SCX Series II provides more retention of small peptides**

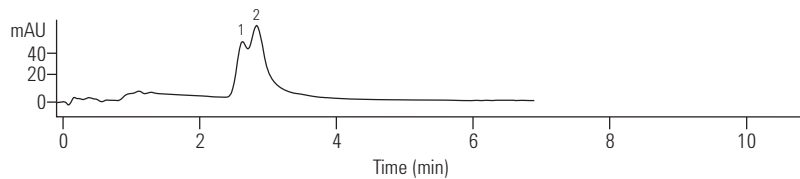
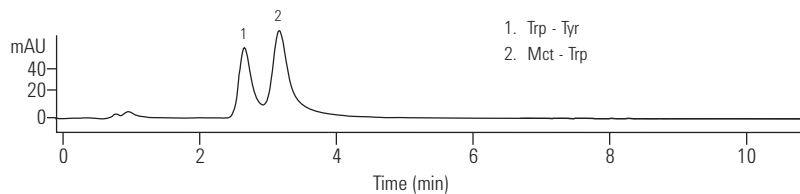
**Column:** ZORBAX Bio SCX Series II  
5065-9912  
0.3 x 35 mm, 3.5 µm

**Mobile Phase:** 95% 40 mM NaCl: 5% ACN,  
0.3% Formic acid

**Flow Rate:** 5 µL/min

**Detector:** 230 nm

**Sample:** Synthetic Dipeptides



LCIE002

The new ZORBAX Bio-SCX Series II column retains smaller peptides more strongly than some other SCX columns. The result is increased resolution of more hydrophilic peptides fragments and more accurate identification when these columns are used in 2-D HPLC analysis.

**ZORBAX HPLC Capillary Columns (glass-lined stainless steel)**

Description	Size (mm)	Particle Size (µm)	300SB-C18		Poroshell		Bio-SCX Series II
			300SB-C18	300SB-C8	300SB-C8	300Extend-C18	
Capillary	0.8 x 50	3.5					5065-9942
Capillary	0.5 x 250	5	5064-8266				
Capillary	0.5 x 150	5	5064-8264				
Capillary RR	0.5 x 150	3.5	5064-8268				
Capillary	0.5 x 75	5			5065-4468		
Capillary	0.5 x 35	5	5064-8294				
Capillary RR	0.5 x 35	3.5	5065-4459				
Capillary	0.3 x 250	5	5064-8265				
Capillary	0.3 x 150	5	5064-8263				
Capillary	0.3 x 35	5	5064-8295				
Capillary	0.3 x 35	3.5					5065-9912
Capillary RR	0.3 x 150	3.5	5064-8267	5065-4460		5065-4464	
Capillary RR	0.3 x 100	3.5	5064-8259	5065-4461		5065-4465	
Capillary RR	0.3 x 75	3.5	5064-8270	5065-4462		5065-4466	
Capillary RR	0.3 x 50	3.5	5064-8300	5065-4463		5065-4467	
Replacement Screens, 10/pk			5065-4427	5065-4427	5065-4427	5065-4427	

**ZORBAX Nano HPLC Columns (PEEK)**

Description	Size (mm)	Particle Size (µm)	300SB-C18 USP L1	300SB-C8 USP L7
Nano RR	0.1 x 150	3.5	5065-9910	
Nano RR	0.075 x 150	3.5	5065-9911	
Nano RR	0.075 x 50	3.5	5065-9924	5065-9923
Trap/Guard, 5/pk	0.3 x 5	5	5065-9913	5065-9914
Trap/Guard Hardware kit			5065-9915	5065-9915



ZORBAX 300SB-C18 trap/guard, 5065-9913

## MicroBore (1.0 mm id) Columns

- High sensitivity for small sample sizes
- Compatible with LC/MS interfaces
- Wide variety of bonded phases
- Silica and polymeric particles

Agilent MicroBore (1.0 mm id) columns are a good choice when sample sizes are limited. They can improve detection limits 5 times over 2.1 mm id columns when the same sample mass is used. This increase in sensitivity can be critical. MicroBore columns use low flow rates (typically ~ 50  $\mu\text{L}/\text{min}$ ). Therefore, these columns are ideal for use with detectors requiring low flow rates such as some mass spectrometers and with capillary LC systems.

Optimum performance is achieved when MicroBore columns are used with UHPLC/HPLC Microbore systems. A wide variety of bonded phases is available for use up to 400 bar including StableBond, 300SB-C18, 300SB-C8, and Poroshell columns. Polymeric reversed-phase, PLRP-S, and ion-exchange PL-SAX and PL-SCX are also available for applications requiring exceptionally stable wide pore particles. Guard columns are also now available with an adjustable tube stop depth to provide a perfect zero dead volume connection every time.



Sterically Protected 300StableBond Bonded Phase

### Separation of a tryptic digest on ZORBAX MicroBore 300SB-C18

**Column:** ZORBAX 300SB-C18  
863630-902  
1.0 x 150 mm, 3.5  $\mu\text{m}$

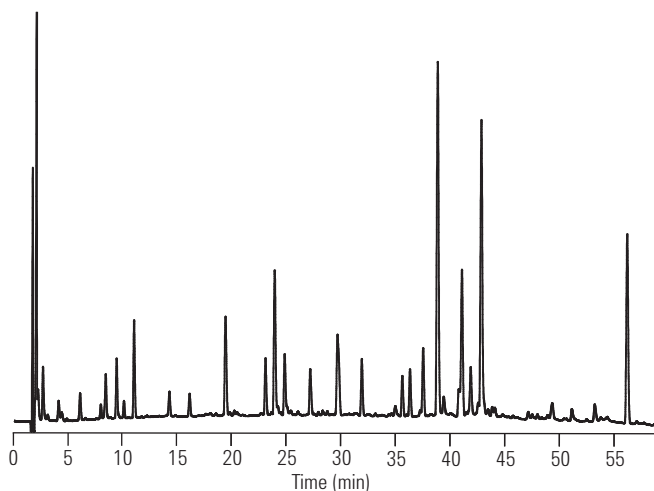
**Mobile Phase:** Gradient: 2-60% B in 60 min  
A: 0.1% TFA  
B: 0.075% TFA/80% ACN

**Flow Rate:** 50  $\mu\text{L}/\text{min}$

**Temperature:** 50  $^{\circ}\text{C}$

**Detector:** UV, 215 nm

**Sample:** 2  $\mu\text{L}$   
Tryptic Digest of rhGH



LCMB001

This example of a tryptic digest separated on a MicroBore column demonstrates the high sensitivity and resolution possible with 1.0 mm id columns.

**Microbore HPLC for sensitive peptide analysis**

**Column:** PLRP-S 100Å 5 µm, 150 mm x various id

**Mobile Phase:** A: 0.01 M Tris HCl, pH 8  
B: A + 0.35 M NaCl, pH 8

**Flow Rate:** 1 mL/min

**Gradient:** Linear 20% ACN, 0.1% TFA to 50% ACN, 0.1% TFA over 15 min

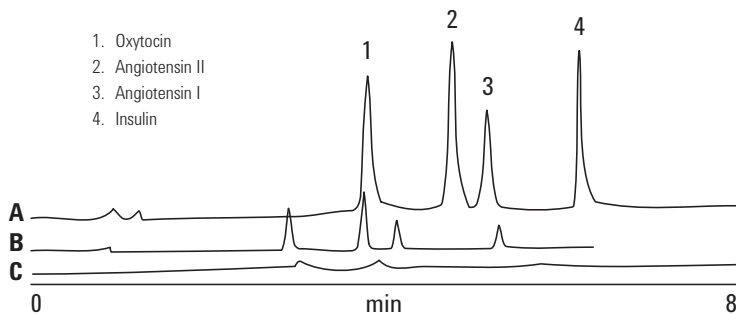
**Injection Volume:** 0.5 µL

**Sample Conc:** 0.25 mg/mL

**Detector:** UV, 220 nm

Peak Identification

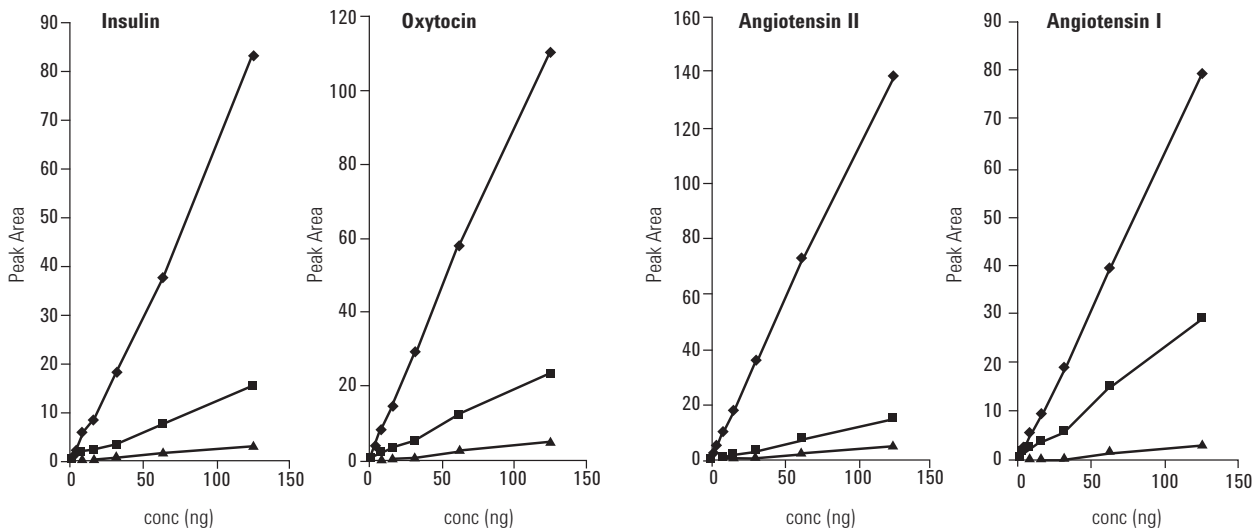
- A.** 1.0 mm id (flow rate 47 µL/min)
- B.** 2.1 mm id (flow rate 200 µL/min)
- C.** 4.6 mm id (flow rate 1 mL/min)



Peptide separation on Agilent PLRP-S 100Å 5 µm columns

Peak Identification

- ◆ 1.0 mm
- 2.1 mm
- ▲ 4.6 mm



Standard curve data-point graphs on Agilent PLRP-S columns



## MicroBore (1.0 mm id)

Description	Size (mm)	Particle Size (µm)	300SB-C18 USP L1	300SB-C8 USP L7		
MicroBore	1.0 x 250	5	861630-902			
MicroBore RR	1.0 x 150	3.5	863630-902	863630-906		
MicroBore RR	1.0 x 50	3.5	865630-902	865630-906		
MicroBore Guard, 3/pk	1.0 x 17	5	5185-5920	5185-5920		

Description	Size (mm)	Particle Size (µm)	Poroshell 300SB-C18	Poroshell 300SB-C8	Poroshell 300SB-C3	Poroshell 300Extend-C18
MicroBore	1.0 x 75	5	661750-902	661750-906	661750-909	671750-902
MicroBore Guard, 3/pk	1.0 x 17	5	5185-5968	5185-5968	5185-5968	

Description	Size (mm)	Particle Size (µm)	PLRP-S 100Å USP L21	PLRP-S 300Å USP L21	PLRP-S 1000Å USP L21	PLRP-S 4000Å USP L21
MicroBore	1.0 x 150	3	PL1312-3300			
MicroBore	1.0 x 50	3	PL1312-1300	PL1312-1301		
MicroBore	1.0 x 50	5	PL1312-1500	PL1312-1501	PL1312-1502	PL1312-1503
MicroBore	1.0 x 50	8			PL1312-1802	PL1312-1803

Description	Size (mm)	Particle Size (µm)	PL-SCX 1000Å	PL-SCX 4000Å	PL-SCX 1000Å	PL-SCX 4000Å
MicroBore	1.0 x 50	5	PL1351-1502	PL1351-1503	PL1345-1502	PL1345-1503

## Purification – Prep HPLC



Polymeric Prep HPLC Columns

Agilent has a comprehensive range of silica and polymeric HPLC columns and media designed for biomolecule purification. There are high efficiency small particle prep columns optimized for the purification of  $\mu\text{g}$  and  $\text{mg}$  amounts of a biopharmaceutical drug candidate and fully porous bulk media, to pack development and process columns to purify multiple 100 g, kg and multi-kg of API.

Some columns are specifically designed to address the needs of high efficiency purification, while other products provide easy scale-up from small particle analytical columns to full scale API production.

**Table 1** shows prep column/media options and the quantity of product that can be purified.

BioPharmaceutical Lifecycle		Discovery		Development	Production	
		$\mu\text{g}$ high efficiency	$\text{mg}$		$\text{g}$	$\text{kg}$ high throughput
Reversed-Phase	mRP-C18	→				
	ZORBAX Prep HT 300Å StableBond	→	→			
	VariTide RPC	→	→	→		
	PLRP-S 100Å, 300Å, 1000Å, 4000Å	→	→	→	→	→
	PL-SAX	→	→	→	→	
Ion-Exchange	PL-SCX	→	→	→	→	
Size Exclusion	ZORBAX GF-250/450	→	→	→		

**Table 1:** Agilent columns and media for biomolecule purification – chromatographic type, product family and purification scale.

## Purification Column Selection

Application	Technique	Notes	Agilent Columns
Proteomics	Reversed-Phase	A specialist high recovery column for proteomics applications. It is designed for µg scale purifications with maximum recovery.	mRP-C18
All Biomolecules	Reversed-Phase	High efficiency 300Å silica-based particles.	ZORBAX PrepHT 300SB
Synthetic Peptides	Reversed-Phase	Polymeric material designed for the purification of synthetic peptides. It is a high efficiency single-column solution for the full range of synthetic peptides, acidic, basic, hydrophobic and hydrophilic, and covers the size range of peptides produced by both solution and solid phase synthesis.	VariTide RPC
All Biomolecules	Reversed-Phase	The premium polymeric reversed-phase family with a range of pore sizes and particle sizes to enable high efficiency laboratory scale purification using small particle prep column, and scale-up to high yield production purification with larger particles at the process scale. Use PLRP-S when purification will be scaled up to produce APIs and will need regulatory documentation. <ul style="list-style-type: none"> <li>• 3 µm and 5 µm for high efficiency</li> <li>• 8 µm, 10 µm, 10-15 µm, 15-20 µm, 30 µm and 50 µm particles for larger scale and low pressure purification</li> </ul>	PLRP-S
All Biomolecules	Ion-Exchange	A fully porous strong anion-exchanger <ul style="list-style-type: none"> <li>• 5 µm particle size for high efficiency separations</li> <li>• 8 µm, 10 µm and 30 µm particles for larger scale medium and low pressure purification</li> </ul>	PL-SAX
		A fully porous strong cation-exchanger <ul style="list-style-type: none"> <li>• 5 µm particle size for high efficiency separations</li> <li>• 8 µm, 10 µm and 30 µm particles for larger scale medium and low pressure purification</li> </ul>	PL-SCX

## TIPS &amp; TOOLS

Further information can be found in the following publication:

*Biomolecule Purification*  
(publication # 5990-8335EN)

[www.agilent.com/chem/library](http://www.agilent.com/chem/library)





ZORBAX 300Å StableBond Prep HT  
Cartridge Columns

## ZORBAX PrepHT

High purity, high recovery, and high throughput can be easily achieved with Agilent ZORBAX PrepHT columns. These are available in a variety of bonded phases – StableBond 300Å, C18, C8, C3, and CN – for optimized resolution and loadability under any conditions.

ZORBAX PrepHT columns are packed with 5 and 7  $\mu\text{m}$  particle sizes for very high resolution. The high resolution allows high loadability, high yield, and high purity of compounds. The larger diameter columns and mechanically stronger ZORBAX particles allow for flow rates up to 100 mL/min, thus increasing throughput.

ZORBAX PrepHT columns are designed for rapid scale-up from analytical to preparative scale without losing resolution. For complex separations on larger columns (21.2 mm id, 150 mm length and longer), Agilent has carefully chosen the 7  $\mu\text{m}$  particle size to achieve a balance between high efficiency and high loadability.

### ZORBAX 300Å StableBond

Hardware	Description	Size (mm)	Particle Size ( $\mu\text{m}$ )	300SB-C18 USP L1	300SB-C8 USP L7	300SB-CN USP L10	300SB-C3 USP L56
<b>PrepHT Cartridge Columns (require endfittings kit 820400-901)</b>							
	PrepHT Cartridge	21.2 x 250	7	897250-102	897250-106	897250-105	897250-109
	PrepHT Cartridge	21.2 x 150	7	897150-102	897150-106		897150-109
	PrepHT Cartridge	21.2 x 150	5	895150-902	895150-906		895150-909
	PrepHT Cartridge	21.2 x 100	5	895100-902	895100-906		895100-909
	PrepHT Cartridge	21.2 x 50	5	895050-902	895050-906		895050-909
	PrepHT Endfittings, 2/pk			820400-901	820400-901	820400-901	820400-901
	PrepHT Guard Cartridge, 2/pk	17.0 x 7.5	5	820212-921	820212-918	820212-924	820212-924
	Guard Cartridge Hardware			820444-901	820444-901	820444-901	820444-901

## PLRP-S for Prep to Process

- Discovery stage to multi-kg cGMP production reduces method development time
- Chemical stability for separations, optimization, sanitation, and regeneration increases selectivity and column lifetime
- Single batch packing of multiple columns reduces system downtime and validation costs

The PLRP-S media, rigid poly(styrene/divinylbenzene) particles, are available in a range of pore sizes for small molecule, synthetic biomolecule and macromolecule purification. Their thermal and chemical stability makes them ideal for purifications that require extreme conditions for sample preparation, compound elution, and column regeneration.

Capacity and resolution are two key parameters for maximizing the throughput of a purification. With a wide choice of pore sizes and extended range of operating conditions, PLRP-S provides more options to achieve the optimum process. Particle sizes range from 3  $\mu\text{m}$  to 50  $\mu\text{m}$  for scale-up from the  $\mu\text{g}/\text{mg}$  discovery stage to multi-kg cGMP production. Excellent chemical stability, up to 1 M NaOH, permits sanitation and regeneration that increase column lifetime. PLRP-S media batch sizes of up to 600 L are available, providing single batch packing of multiple columns.

As part of our commitment to quality and continuity of supply, all manufacturing is carried out under a fully documented process. A Type II Drug Master File and regulatory support files are available for process materials, and facility audits are routinely conducted.



**PLRP-S Prep to Process Application Guide**

Application	PLRP-S Media Pore Size			
	100Å	300Å	1000Å	4000Å
Synthetic biomolecules, peptides, and oligonucleotides	✓	✓		
Recombinant biomolecules, peptides, and proteins	✓	✓		
Large biomolecules, antibodies, DNA fragments			✓	✓
Small molecules, unstable compounds including metal sensitivity	✓			

**Column Specifications**

<b>pH Range</b>	1-14
<b>Buffer Content</b>	Unlimited
<b>Organic Modifier</b>	1-100%
<b>Temperature Limits</b>	200 °C
<b>Maximum Pressure</b>	5-8 µm: 3000 psi (210 bar) 3 µm: 4000 psi (300 bar)

**Purification of a 25-mer trityl-off oligonucleotide and analytical quantitation of the fraction using PLRP-S 100Å, 4.6 x 50 mm**

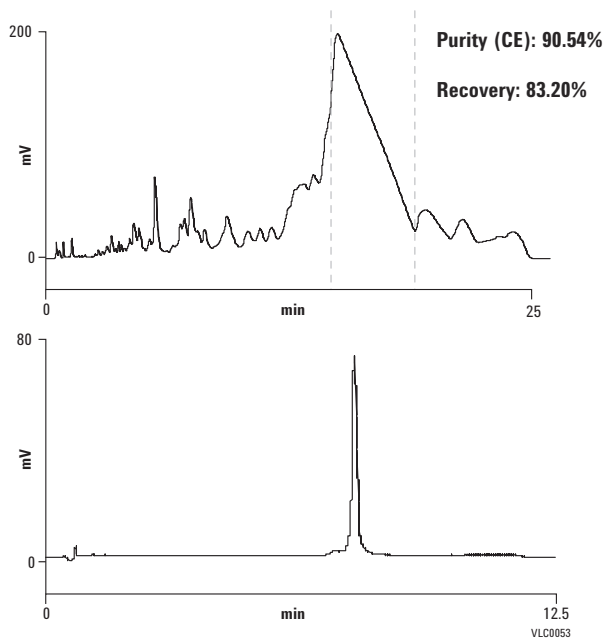
**Column:** PLRP-S 100Å  
 PL1512-1300  
 4.6 x 50 mm, 3 µm

**Mobile Phase:** A: 100 mM Triethylammonium acetate (TEAA)  
 B: 100 mM TEAA in 25:75 Acetonitrile:water

**Flow Rate:** 1 mL/min

**Gradient:** 25% B 0 min, 35% B 2 min, 45% B 22.5 min,  
 45% B 23 min, 25% B 23.05 min, 25% B 26 min

**Temperature:** 80 °C



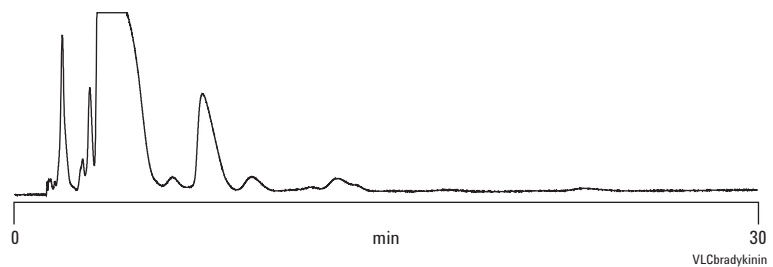
**Crude bradykinin prep load**

**Column:** PLRP-S 100Å  
 PL1512-5100  
 4.6 x 250 mm, 10 µm

**Sample:** 30 µL containing 1.5 mg of crude peptide

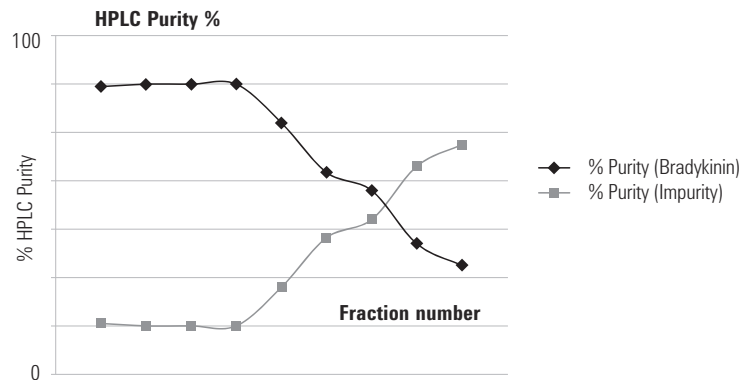
**Mobile Phase:** 0.1% TFA in 21% ACN:79% water

**Flow Rate:** 1 mL/min (360 cm/hr)



**Fraction analysis – the concentration overload purification**

HPLC analysis of the fractions collected across the peak showed that fractions 1 to 4 contained only the peptide of interest and that the level of the critical impurity increased with increasing fraction number. Using the high efficiency PLRP-S column it was possible to obtain from the crude, 91.7% pure, a recovery of 97% with 100% purity. For more information, see application note 5990-7736EN.



## Prep to Process PLRP-S

Size (mm)	Particle Size ( $\mu\text{m}$ )	PLRP-S 100Å	PLRP-S 300Å	PLRP-S 1000Å	PLRP-S 4000Å
100 x 300	30			PL1812-3102	PL1812-3103
100 x 300	15-20	PL1812-6200	PL1812-6201		
100 x 300	10-15	PL1812-6400	PL1812-6401		
100 x 300	10	PL1812-6100	PL1812-6101		
100 x 300	8	PL1812-6800	PL1812-6801		
50 x 300	8	PL1712-6800	PL1712-6801		
50 x 150	30			PL1712-3702	PL1712-3703
50 x 150	15-20	PL1712-3200	PL1712-3201		
50 x 150	10-15	PL1712-3400	PL1712-3401		
50 x 150	10	PL1712-3100	PL1712-3101	PL1712-3102	PL1712-3103
50 x 150	8	PL1712-3800	PL1712-3801		
25 x 300	15-20	PL1212-6200	PL1212-6201		
25 x 300	10-15	PL1212-6400	PL1212-6401		
25 x 300	10	PL1212-6100	PL1212-6101		
25 x 300	8	PL1212-6800	PL1212-6801		
25 x 150	30			PL1212-3702	PL1212-3703
25 x 150	10	PL1212-3100	PL1212-3101	PL1712-3102	PL1712-3103
25 x 150	8	PL1212-3800	PL1212-3801		
25 x 50	10			PL1212-1102	PL1212-1103
<b>PLRP-S Method Development Columns</b>					
4.6 x 250	30			PL1512-5702	PL1512-5703
4.6 x 250	15-20	PL1512-5200	PL1512-5201		
4.6 x 250	10-15	PL1512-5400	PL1512-5401		
4.6 x 250	10	PL1512-5100	PL1512-5101	PL1512-5102	PL1512-5103
4.6 x 250	8	PL1512-5800	PL1512-5801		
4.6 x 150	30			PL1512-3702	PL1512-3703
4.6 x 150	15-20	PL1512-3200	PL1512-3201		
4.6 x 150	10-15		PL1512-3401		
4.6 x 150	10	PL1512-3100	PL1512-3101	PL1512-3102	PL1512-3103
4.6 x 150	8	PL1512-3800	PL1512-3801		



**PLRP-S Bulk Media**

Particle Size (µm)	Unit	PLRP-S 100Å	PLRP-S 300Å	PLRP-S 1000Å	PLRP-S 4000Å	
50	1 kg	PL1412-6K00	PL1412-6K01	PL1412-6K02		
	100 g	PL1412-4K00	PL1412-4K01	PL1412-4K02		
30	1 kg				PL1412-6702	PL1412-6703
	100 g				PL1412-4702	PL1412-4703
15-20	1 kg	PL1412-6200	PL1412-6201			
	100 g	PL1412-4200	PL1412-4201			
10-15	1 kg	PL1412-6400	PL1412-6401			
	100 g	PL1412-4400	PL1412-4401			
10	1 kg	PL1412-6100	PL1412-6101	PL1412-6102	PL1412-6103	
	100 g	PL1412-4100	PL1412-4101	PL1412-4102	PL1412-4103	
8	1 kg	PL1412-6800	PL1412-6801			

For larger quantities, please contact your local Agilent sales office



## PL-SAX and PL-SCX for Prep to Process

- Ion-exchange purifications over a wider pH range extend applications
- HPLC flow rates and rapid equilibration reduce purification cycle times
- Large pore size for improved mass transfer delivers high speed, high resolution purifications

These rigid, strong ion-exchange materials are extremely hydrophilic and are designed for purification of biomolecules. The PL-SAX and PL-SCX materials are totally polymeric and are chemically and thermally stable over a full range of HPLC conditions. The strong ion-exchange functionalities, covalently linked to a chemically stable polymer, facilitate ion-exchange purifications over a wider pH range. This stability can be exploited for column sanitation and clean-up. Thermal stability also enables the use of denaturing conditions and stabilizing/solubilizing agents for the purification of target compounds, as encountered in the purification of synthetic oligonucleotides with self-complementary sequences.

Both the 1000Å and 4000Å wide-pore materials are mechanically stable and robust and can be operated over a wide range of linear velocities, with fast loading of dilute solutions and wash cycles. HPLC flow rates and rapid equilibration reduces purification cycle times.

Packing in dynamic axial compression (DAC) column hardware is straightforward and high efficiency columns are achieved with excellent reproducibility and lifetimes. The 1000Å pore size is for high-capacity purifications and the 4000Å gigaporous particles with improved mass transfer are intended for large biomolecules and high-speed, high-resolution purifications.



## Column Specifications

	PL-SAX	PL-SCX
<b>Matrix</b>	Fully polymeric	Fully polymeric
<b>Pore Sizes</b>	1000Å, 4000Å	1000Å, 4000Å
<b>Particle Sizes</b>	10 µm, 30 µm	10 µm, 30 µm
<b>Bead Form</b>	Rigid spherical	Rigid spherical
<b>Functionality</b>	Quaternary amine	Sulfonic acid
<b>Pressure Stability</b>	3000 psi	3000 psi
<b>Temperature Stability</b>	80 °C	80 °C
<b>pH Range</b>	1-14	1-14
<b>Eluent Compatibility</b>	All anion-exchange buffers	All cation-exchange buffers
<b>Packed Bed Density</b>	0.39 g/mL	0.39 g/mL

## Purification of a large oligonucleotide

**Column:** PL-SAX 1000Å, 8 µm

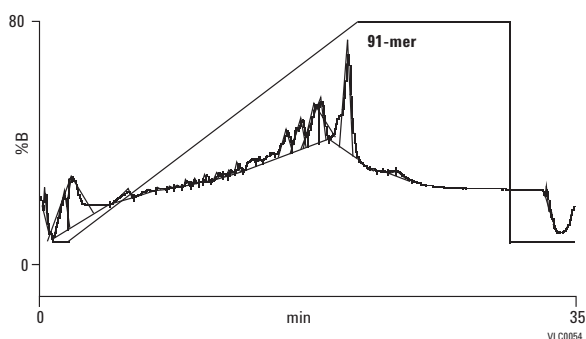
**Mobile Phase:** A: 93% 0.1 M TEAA, pH 7:7% ACN  
B: 93% 0.1 M TEAA, 3.24 M ammonium acetate, pH 7:7% ACN

**Gradient:** 0-100% B in 20 min

**Flow Rate:** 1.5 mL/min

**Temperature:** 60 °C

**Detector:** UV, 290 nm



## Preparative fractionation of a culture filtrate containing amyloglucosidases on Agilent PL-SAX 4000Å

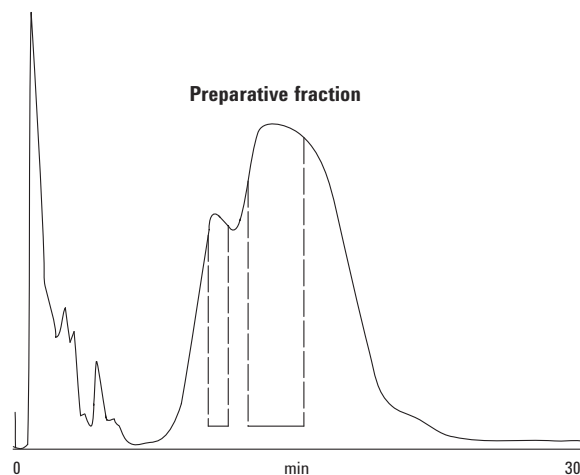
**Column:** PL-SAX  
PL1551-1803  
4.6 x 50 mm, 8 µm

**Mobile Phase:** A: 0.01 M Tris HCl, pH 8  
B: A + 0.5 M NaCl, pH 8

**Flow Rate:** 4.0 mL/min

**Gradient:** Linear 0-100% B in 2 min

**Detector:** UV, 280 nm





Prep to Process PL-SAX and PL-SCX Columns and Bulk Media

**Prep to Process PL-SAX and PL-SCX**

Dimensions	Particle Size (µm)	PL-SAX 1000Å	PL-SAX 4000Å	PL-SCX 1000Å	PL-SCX 4000Å
100 x 300	30	PL1851-3102	PL1851-3103	PL1845-3102	PL1845-3103
100 x 300	10	PL1851-2102	PL1851-2103	PL1845-2102	PL1845-2103
50 x 150	30	PL1751-3702	PL1751-3703	PL1745-3702	PL1745-3703
50 x 150	10	PL1751-3102	PL1751-3103	PL1745-3102	PL1745-3103
25 x 150	30	PL1251-3702	PL1251-3703	PL1245-3702	PL1245-3703
25 x 150	10	PL1251-3102	PL1251-3103	PL1245-3102	PL1245-3103
25 x 50	10	PL1251-1102	PL1251-1103	PL1245-1102	PL1245-1103
7.5 x 150	8	PL1151-3802	PL1151-3803		
7.5 x 50	8	PL1151-1802	PL1151-1803	PL1145-1802	PL1145-1803

**PL-SAX and PL-SCX Method Development Columns**

4.6 x 250	30	PL1551-5702	PL1551-5703	PL1545-5702	PL1545-5703
4.6 x 250	10	PL1551-5102	PL1551-5103	PL1545-5102	PL1545-5103
4.6 x 150	30	PL1551-3702	PL1551-3703	PL1545-3702	PL1545-3703
4.6 x 150	10	PL1551-3102	PL1551-3103	PL1545-3102	PL1545-3103

**PL-SAX and PL-SCX Bulk Media**

Particle Size (µm)	Unit	PL-SAX 1000Å	PL-SAX 4000Å	PL-SCX 1000Å	PL-SCX 4000Å
30	1 kg	PL1451-6702	PL1451-6703	PL1445-6702	PL1445-6703
	100 g	PL1451-4702	PL1451-4703	PL1445-4702	PL1445-4703
10	1 kg	PL1451-6102	PL1451-6103	PL1445-6102	PL1445-6103
	100 g	PL1451-4102	PL1451-4103	PL1445-4102	PL1445-4103

For larger quantities, please contact your local Agilent sales office

## Peptide Purification

VariTide is a cost-effective solution for the production of synthetic peptides. This column lets you manage the cost and efficiency of high-volume synthetic peptide purification, from  $\mu\text{g}$  to g scale. VariTide provides a solution for peptide houses that manufacture small quantities of hundreds or thousands of peptides where manufacturing time is the economic driving force.



VariTide RPC Columns

## VariTide RPC Columns for Synthetic Peptides

- A single column to cover the full range of synthetic peptides
- Small particle size for maximum efficiency, even with 1 and 2 in prep columns
- Bulk media to pack 1 and 2 in prep columns for the purification of mg to g quantities

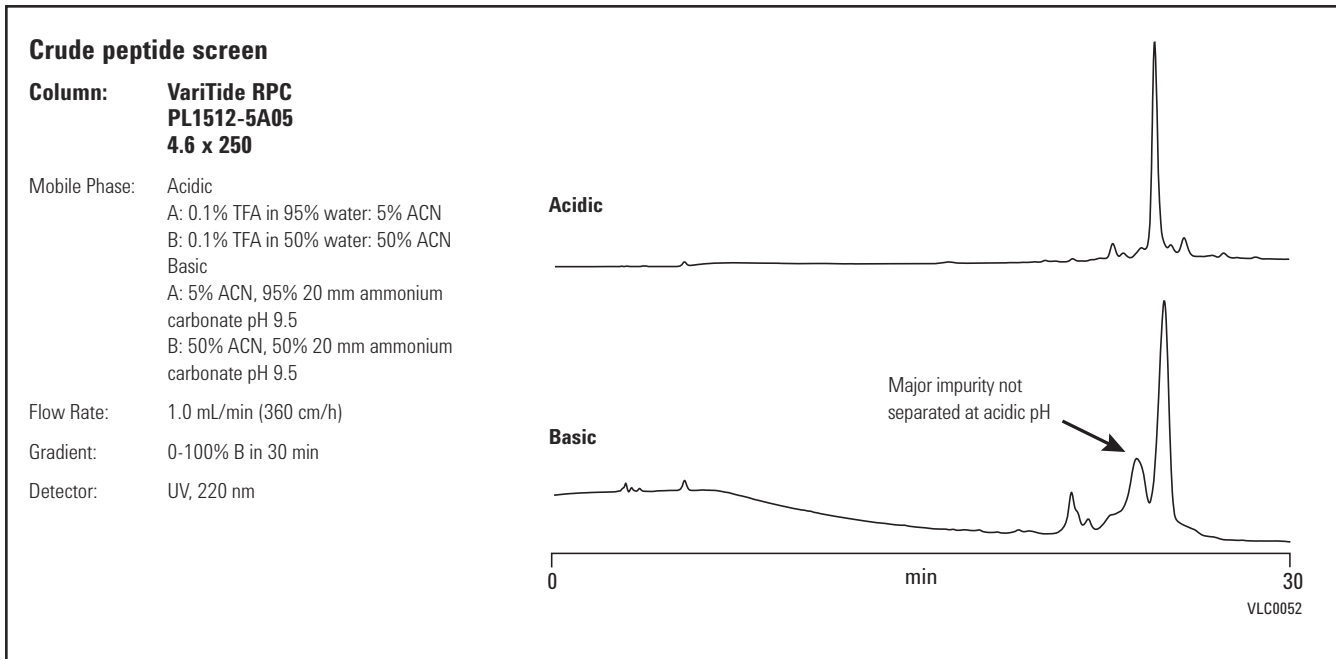
VariTide RPC columns and media are part of the VariPep Peptide Solution. This is the recommended option for cost-effective separation and purification of synthetic peptides using generic methods.

### VariTide RPC Columns for Synthetic Peptides

Size (mm)	Part No.
21.2 x 250	PL1E12-5A05
10.0 x 250	PL1012-5A05
4.6 x 250	PL1512-5A05

### VariTide RPC Bulk Media

Description	Part No.
100 g	PL1412-4A05
1 kg	PL1412-6A05



## VariPure IPE

- Pre-packed for convenience
- Removal of ion-pairing agents for improved productivity
- High performance and economy for excellent efficiency

VariPure IPE is a polymer-supported quaternary-amine resin with a bicarbonate counter ion, designed for removing acidic ion-pair reagents, such as trifluoroacetic acid (TFA), formic acid or acetic acid. VariPure IPE is a high performance and economical acid removal material conveniently supplied as pre-packed SPE type devices. The particle size, capacity and device geometry are matched to provide sufficient residence time to achieve effective ion-air extraction under gravity flow. For acid labile peptides, removal of the ion-pairing agent prevents acid degradation of the peptide during post-HPLC work-up, and increases the yield of purified product.

### VariPure IPE

<b>Loading</b>	<b>Counter-ion Removal Capacity</b>	<b>Unit</b>	<b>Part No.</b>
100 mg per 3 mL tube	~ 5 mL 0.1% TFA	50/pk	PL3540-D603VP
500 mg per 6 mL tube	~ 25 mL 0.1% TFA	50/pk	PL3540-C603VP
1 g per 20 mL tube	~ 50 mL 0.1% TFA	25/pk	PL3540-P603VP
25 g			PL3549-3603VP

## BioHPLC Columns Literature

Title	Column/Product	Application	Publication Number	Publication Type
Rapid Analysis of Adenovirus Type 5 Particles with Bio-Monolith Anion-Exchange HPLC Columns to Support the Development of a High-Titre Manufacturing Platform	Bio-Monolith QA	Adenovirus	5990-5524EN	Application Note
Separation of Two Sulfurated Amino Acids with other Seventeen Amino Acids by HPLC with Pre-Column Derivatization	Eclipse Plus-C18	Amino acid analysis	5990-5977EN	Application Note
Rapid, Accurate, Sensitive, and Reproducible HPLC Analysis of Amino Acids	ZORBAX Eclipse AAA	Amino acid analysis	5980-1193EN	Application Note
High-Speed Amino Acid Analysis (AAA) on 1.8 $\mu$ m Reversed-Phase (RP) Columns	ZORBAX Eclipse Plus	Amino acid analysis	5989-6297EN	Application Note
Improved Amino Acid Methods Using Agilent ZORBAX Eclipse Plus C18 Columns for a Variety of Agilent LC Instrumentation and Separation Goals	ZORBAX Eclipse Plus	Amino acid analysis	5990-4547EN	Application Note
Rapid and Precise Determination of Cellular Amino Acid Flux Rates using HPLC with Automated Derivatization with Absorbance Detection	ZORBAX Eclipse Plus	Amino acid analysis	5990-3283EN	Application Note
Agilent PL-SAX 1000Å HPLC Columns and Media	PL-SAX	Analysis/Prep - Oligonucleotides	5990-8200EN	Flyer
Compliance for Biopharmaceutical Laboratories	LC columns	Compliance	5990-7001EN	Primer
Macroporous Reversed-Phase C18 High-Recovery Protein Fractionation HPLC Column	mRP-C18	Human serum, Biomarkers	5989-2714EN	Brochure
Rapid Human Polyclonal IgG Quantification using the Agilent Bio-Monolith Protein A HPLC Column	Bio-Monolith	IgG	5989-9733EN	Application Note
Rapid IgM Quantification in Cell Culture Production and Purification Process Monitoring using the Agilent Bio-Monolith QA Column	Bio-Monolith QA	IgM	5989-9674EN	Application Note
Optimization of Protein Separations on Weak Cation-Exchange Columns – a Study of the Particle Size, Buffer Salts and Gradients	Bio IEX	MAbs	5990-8833EN	Technical Poster

(Continued)

BioHPLC Columns Literature				
Title	Column/Product	Application	Publication Number	Publication Type
pH Gradient Elution for Improved Separation of Monoclonal Antibody Charged Variants	Bio MAB	MAbs	5990-9629EN	Application Note
Characterization of Monoclonal Antibodies on the Agilent 1260 Infinity Bio-inert Quaternary LC by Size Exclusion Chromatography using the Agilent Bio SEC Columns	Bio SEC	MAbs	5990-6414EN	Application Note
Agilent BioHPLC Columns for the Characterization of Monoclonal Antibodies	Biocolumns	MAbs	5990-7753EN	Flyer
Fast Separation of Monoclonal Antibody and Dimer by SEC with Agilent Bio SEC	Bio SEC	MAbs	5990-8613EN	Application Note
Choosing a ZORBAX Poroshell Phase (C3, C8, or C18) for Fast Separation of Monoclonal Antibodies	Poroshell 300	MAbs	5989-0071EN	Application Note
Determination of the Glycosylation Status of Intact Recombinant Human Antibodies using Time of Flight Mass Spectrometry	Poroshell 300	MAbs	N/A	Technical Poster
High Speed and Ultra-High Speed Peptide Mapping of Human Monoclonal IgG on Poroshell 300SB-C18, C8, and C3	Poroshell 300	MAbs	5989-0590EN	Application Note
Rapid HPLC Analysis of Monoclonal Antibody IgG1 Heavy Chains using ZORBAX Poroshell 300SB-C8	Poroshell 300	MAbs	5989-0070EN	Application Note
Comparison of ZORBAX StableBond 300Å LC Columns to Optimize Selectivity for Antibody Separations Using HPLC and LC/MS	ZORBAX 300SB	MAbs	5989-6840EN	Application Note
Ultra High Speed and High Resolution Separations of Reduced and Intact Monoclonal Antibodies with Agilent ZORBAX RRHD Sub-2 µm 300 Diphenyl UHPLC Column	ZORBAX RRHD 300-Diphenyl	MAbs	5990-9668EN	Application Note
Reversed-Phase Optimization for Ultra Fast Profiling of Intact and Reduced Monoclonal Antibodies using Agilent ZORBAX Rapid Resolution High Definition 300SB-C3 Column	ZORBAX RRHD 300SB-C3	MAbs	5990-9667EN	Application Note

(Continued)





## BioHPLC Columns Literature

Title	Column/Product	Application	Publication Number	Publication Type
Reversed-Phase Separation of Intact Monoclonal Antibodies (MAb) using Agilent ZORBAX RRHD 300SB-C8	ZORBAX RRHD 300SB-C8	MAbs	5990-9016EN	Application Note
Rapid UHPLC Analysis of Reduced Monoclonal Antibodies using an Agilent ZORBAX Rapid Resolution High Definition (RRHD) 300SB-C8 Column	ZORBAX RRHD 300SB-C8	MAbs	5990-9631EN	Application Note
Increased UV-Sensitivity in Combination with Novel WCX Column Separation for Better Detectability of Charge State Variants of Biotherapeutic Proteins	Bio MAb	MAbs and other proteins	N/A	Technical Poster
Agilent HPLC Column Selection Guide	HPLC columns	Many	5990-4435EN	Selection Guide
The LC Handbook: Guide to LC Columns and Method Development	LC columns	Method development	5990-7595EN	Primer
Agilent PLRP-S 100Å HPLC Columns and Media	PLRP-S	Oligonucleotides	5990-8187EN	Flyer
HPLC Purification of 26-bp Serial Analysis of Gene Expression Ditags	PLRP-S	Oligonucleotides	5990-7739EN	Application Note
Improved Column Lifetime with Thermally Stable Polymer Columns for Oligonucleotide Ion-Pair RP HPLC	PLRP-S	Oligonucleotides	5990-7764EN	Application Note
Ion-Pair Reversed-Phase Purification of De-Protected Oligonucleotides – Choice of Pore Size	PLRP-S	Oligonucleotides	5990-7763EN	Application Note
Use Temperature to Enhance Oligonucleotide Mass Transfer and Improve Resolution in Ion-Pair RP HPLC	PLRP-S	Oligonucleotides	5990-7765EN	Application Note
High Resolution Separations of Oligonucleotides using PL-SAX Strong Anion-Exchange HPLC Columns	PL-SAX	Oligonucleotides	5990-8297EN	Application Note
Fast Impurity Profiling of Synthetic Oligonucleotides with the Agilent 1290 Infinity LC System and Agilent 6530 Accurate-Mass QTOF LC/MS	ZORBAX Eclipse Plus C18 RRHD	Oligonucleotides	5990-5825EN	Application Note
Agilent PLRP-S Media and Load & Lock Columns – The Future of Prep/Process Chromatography	Prep/Process	Oligonucleotides, Peptides, Proteins	5990-8201EN	Flyer
Agilent PLRP-S 50 µm HPLC Media	PLRP-S	Oligonucleotides, Peptides, Small proteins	5990-8188EN	Flyer

(Continued)

**BioHPLC Columns Literature**

<b>Title</b>	<b>Column/Product</b>	<b>Application</b>	<b>Publication Number</b>	<b>Publication Type</b>
Analysis of Peptides on a PLRP-S 100Å 10 µm with ELS Detection and Acetonitrile-Free Eluents	PLRP-S	Peptides	5990-7760EN	Application Note
Investigation into the Alternatives to Acetonitrile for the Analysis of Peptides	PLRP-S	Peptides	5990-7740EN	Application Note
Investigation into the Alternatives to Acetonitrile for the Analysis of Peptides on a SepTech ST150 10-C18	SepTech	Peptides	5990-7951EN	Application Note
Investigation into the Alternatives to Acetonitrile for the Analysis of Peptides on a VariTide RPC	VariTide RPC	Peptides	5990-8145EN	Application Note
Fast Monitoring of Bacteriophage Production During Fermentation Using the Agilent Bio-Monolith HPLC Column	Bio-Monolith	Phage production, process monitoring	5990-3247EN	Application Note
Physicochemical Characterization of a Therapeutic Protein by Peptide Mapping, SEC and IEX using the Agilent 1260 Infinity Bio-inert Quaternary LC System	Bio MAb, Bio SEC, ZORBAX Eclipse Plus, Poroshell 120	Protein analysis	5990-6192EN	Application Note
Optimization of the Agilent 1100 HPLC System for Superior Results with ZORBAX Poroshell Columns	Poroshell 300	Protein analysis	5988-9998EN	Application Note
Using Poroshell 300SB-C18 for High-Sensitivity, High-Throughput Protein Analysis on the Agilent LC/MSD	Poroshell 300-C18	Protein analysis	5988-7031EN	Application Note
Analysis of Albumin Proteins using ProSEC 300S Columns	ProSEC 300S	Protein analysis	5990-7852EN	Application Note
Analysis of Complex Bacterial Cell Division Proteins by Size Exclusion Chromatography (SEC)	ProSEC 300S	Protein analysis	5990-8143EN	Application Note
Analysis of Globulins using ProSEC 300S Columns	ProSEC 300S	Protein analysis	5990-7851EN	Application Note
Analysis of Hsp47, a Collagen Chaperone, by Size Exclusion Chromatography (SEC)	ProSEC 300S	Protein analysis	5990-8142EN	Application Note
Analysis of Various Globular Proteins using ProSEC 300S Columns	ProSEC 300S	Protein analysis	5990-7850EN	Application Note
Effect of pH on Protein Size Exclusion Chromatography	ProSEC 300S	Protein analysis	5990-8138EN	Application Note
Globular Proteins and the Calibration of ProSEC 300S Columns	ProSEC 300S	Protein analysis	5990-7767EN	Application Note

(Continued)

## BioHPLC Columns Literature

Title	Column/Product	Application	Publication Number	Publication Type
Reduce Tubing Volume to Optimize Column Performance	Small diameter columns	Optimizing instrument performance	5990-4964EN	Application Note
Using the High-pH Stability of ZORBAX Poroshell 300Extend-C18 to Increase Signal-to-Noise in LC/MS	ZORBAX 300 Extend-C18	Optimizing instrument performance	5989-0683EN	Application Note
Increase Sensitivity with Microbore Polymeric HPLC Columns from Agilent	PLRP-S (Microbore)	Peptide hormone, small proteins, small molecules	5990-8666EN	Technical Overview
Decreasing Analysis Time Using Poroshell 300SB-C18 in Analysis of a Protein Digest	Poroshell 300	Peptide mapping	5988-6081EN	Application Note
Rapid Peptide Mapping Method with High Resolution using a sub 2- $\mu$ m Column	ZORBAX 300SB-C18	Peptide mapping	5990-4712EN	Application Note
Increased Peak Capacity for Peptide Analysis with the Agilent 1290 Infinity LC System	ZORBAX Eclipse Plus	Peptide mapping	5990-6313EN	Application Note
Trypsin-Digested Monoclonal Antibody and BSA using Agilent ZORBAX RRHD 300SB-C18	ZORBAX RRHD 300SB-C18	Peptide mapping	5990-8244EN	Application Note
Preparative Scale Purification of Bradykinin by Concentration Overload	PLRP-S	Peptide purification	5990-7736EN	Application Note
Preparative Scale Purification of Bradykinin by Volume Overload	PLRP-S	Peptide purification	5990-7741EN	Application Note
Preparative Scale Purification of Dephelin by Concentration Overload	PLRP-S	Peptide purification	5990-7742EN	Application Note
Preparative Scale Purification of Leuprolide by Concentration Overload	PLRP-S	Peptide purification	5990-7735EN	Application Note
Superior Resolution of Peptides on SepTech ST150 10-C18 using Acetonitrile-Free Gradient Elution	SepTech	Peptide purification	5990-7761EN	Application Note
Agilent PLRP-S Media for HPLC Analysis of Peptides	PLRP-S	Peptides	5990-8667EN	Technical Overview

(Continued)

**BioHPLC Columns Literature**

<b>Title</b>	<b>Column/Product</b>	<b>Application</b>	<b>Publication Number</b>	<b>Publication Type</b>
Light Scattering Analysis of BSA with ProSEC 300S Columns	ProSEC 300S	Protein analysis	5990-7766EN	Application Note
Static Light Scattering Analysis of Globular Proteins with Agilent ProSEC 300S Columns	ProSEC 300S	Protein analysis	5990-7939EN	Application Note
LC Handbook and Compliance Guide to Recombinant Protein Characterization	N/A	Protein analysis	5990-8561EN	Primer
Agilent ZORBAX 300SB-C18 1.8µm Rapid Resolution High Definition Columns for Proteins	ZORBAX 300SB-C18	Protein analysis	5990-7989EN	Technical Overview
Analysis of Oxidized Insulin Chains using Reversed-Phase Agilent ZORBAX RRHD 300SB-C18	ZORBAX RRHD 300SB-C18	Protein analysis	5990-7988EN	Application Note
Fast Separation of Recombinant Human Erythropoietin using Reversed-Phase Agilent ZORBAX RRHD 300SB-C18, 1.8 µm	ZORBAX RRHD 300SB-C18	Protein analysis	5990-9248EN	Application Note
ACN-free HPLC Analysis and Prep Purification of ACP Fragment	PLRP-S	Protein purification	5990-7762EN	Application Note
Isocratic Purification of Synthetic Acyl Carrier Protein Fragment 65-74	PLRP-S	Protein purification	5990-7737EN	Application Note
Agilent PL-SAX Anion-Exchange Media for Amyloglucosidase Purification and Analysis	PL-SAX	Protein purification	5990-8664EN	Technical Overview
Progressive Denaturation of Globular Proteins in Urea	ProSEC 300S	Protein purification	5990-8141EN	Application Note
Optimizing Protein Separations with Agilent Weak Cation-Exchange Columns	Bio IEX	Protein separation	5990-9628EN	Application Note
Faster Separations Using Agilent Weak Cation-Exchange Columns	Bio IEX	Protein separation	5990-9931EN	Application Note
Optimum Pore Size for Characterizing Biomolecules with Agilent Bio SEC Columns	Bio SEC	Protein separation	5990-9894EN	Application Note
Separation of High MW Fibrous Proteins	PLRP-S	Protein separation	5990-8137EN	Application Note

(Continued)

## BioHPLC Columns Literature

Title	Column/Product	Application	Publication Number	Publication Type
Fast Protein Separations Using Agilent Poroshell 300	Poroshell 300	Protein separation	5989-9899EN	Application Note
Fast Separation of Large and Heterogeneous Proteins using ZORBAX Poroshell C18, C8, and C3 Phases	Poroshell 300	Protein separation	5989-0015EN	Application Note
Protein Identification and Impurity Profiling using Wide-Pore Reversed-Phase HPLC/UHPLC	Poroshell 300	Protein separation	5991-0625EN	Brochure
Use of Temperature to Increase Resolution in the Ultrafast HPLC Separation of Proteins with ZORBAX Poroshell 300SB-C8 HPLC Columns	Poroshell 300-C8	Protein separation	5989-0589EN	Application Note
The Effect of NaCl Concentration on Protein Size Exclusion Chromatography	ProSEC 300S	Protein separation	5990-8139EN	Application Note
The Effect of Temperature on Protein Size Exclusion Chromatography	ProSEC 300S	Protein separation	5990-8140EN	Application Note
Infinitely Better for Bio-Molecule Analysis	Agilent 1260 Infinity Bio-inert Quaternary LC System	Proteins	5990-6220EN	Brochure
Defining the Optimum Parameters for Efficient Size Separations of Proteins	Bio SEC	Proteins	5990-8832EN	Technical Poster
Defining the Optimum Parameters for Efficient Size Separations of Proteins	Bio SEC	Proteins	5990-8895EN	Application Note
Compliance for Biopharmaceutical Laboratories	Many	Proteins	5990-7001EN	Primer
Gradient Purification of Synthetic Acyl Carrier Protein Fragment 65-74	PLRP-S	Proteins	5990-7738EN	Application Note
Fast Agilent HPLC for Large Biomolecules	PLRP-S, PL-SAX, PL-SCX	Proteins	5990-8663EN	Technical Overview
Agilent Anion-Exchange Media for Proteins – Loading vs Resolution – Effect of Flow Rate and Example Protein Separations	PL-SAX	Proteins	5990-8777EN	Technical Overview
Purity Assessment Following Affinity Separation	PL-SAX	Proteins	5990-8436EN	Technical Overview
Agilent PL-SCX Cation-Exchange Media for Large Biomolecules	PL-SCX	Proteins	5990-8665EN	Technical Overview

(Continued)

## BioHPLC Columns Literature

Title	Column/Product	Application	Publication Number	Publication Type
Poroshell 300SB-C18 for Fast, High Protein Separation	Poroshell 300	Proteins	5988-2100ENUS	Brochure
Progressive Denaturation of Globular Proteins in Urea	ProSEC 300S	Proteins	5990-8141EN	Application Note
ProSEC 300S Columns Protein Characterization Columns	ProSEC 300S	Proteins	5990-7468EN	Flyer
Static Light Scattering Analysis of Globular Proteins with Agilent ProSEC 300S Columns	ProSEC 300S	Proteins	5990-7939EN	Application Note
Confidently Separate and Characterize Biomolecules with Agilent BioHPLC Columns	Bio SEC, Bio IEX, Bio MAb	Proteins	5990-5195EN	Brochure
Increase your Productivity with Agilent ZORBAX RRHD 300Å 1.8 µm Columns	ZORBAX RRHD 300SB-C18, C8	Proteins, Peptides	5990-8124EN	Flyer
High Purity, High Recovery, High Throughput – Agilent Technologies Offers Two New Lines of Preparative HPLC Columns	Agilent Prep HT	Purification/Prep	5989-2350EN	Brochure
Biomolecule Purification – Purification Columns and Media for Peptides, Oligonucleotides, and Proteins	PLRP-S, PL-SAX, PL-SCX	Purification/Prep	5990-8335EN	Brochure
The Influence of Silica Pore Size on Efficiency, Resolution and Loading in Reversed-Phase HPLC	SepTech	Purification/Prep	5990-8298EN	Application Note
Analysis of Protein Primary Structure when using Wide-Pore sub-2-µm Particles and UHPLC	ZORBAX RRHD 300SB-C18	Purification/Prep	5990-8830EN	Technical Poster
Polyethylene Glycol/Oxide Standards and the Calibration of Agilent ProSEC 300S Columns	ProSEC 300S	SEC	5990-8147EN	Application Note

## TIPS &amp; TOOLS



For the latest application notes and new product information, go to [www.agilent.com/chem/library](http://www.agilent.com/chem/library)

# Citations

## ZORBAX 300 Citations

Portelius, E. *et al.* (2007) Characterization of Amyloid  $\beta$  Peptides in Cerebrospinal Fluid by an Automated Immunoprecipitation Procedure Followed by Mass Spectrometry. *Journal of Proteome Research*, 6 (11): 4433-4439

Montes-Bayon, M. *et al.* (2006) Direct comparison of capillary electrophoresis and capillary liquid chromatography hyphenated to collision-cell inductively coupled plasma mass spectrometry for the investigation of Cd-, Cu- and Zn-containing metalloproteins. *Journal of Chromatography A*, 1114(1): 138-144

Zahariev, S. *et al.* (2006) Synthesis of 'difficult' peptides free of aspartimide and related products, using peptoid methodology. *Tetrahedron Letters*, 47(25): 4121-4124

Kohler, M. *et al.* (2009) Identification of Human Pituitary Growth Hormone Variants by Mass Spectrometry. *Journal of Proteome Research*, 8(2): 1071-1076

Berg, M. *et al.* (2006) Reproducibility of LC-MS-based protein identification. *Journal of Experimental Botany*, 57(7): 1509-1514

Esteban-Fernández, D. *et al.* (2008) Atomic (HPLC-ICP-MS) and molecular mass spectrometry (ESI-Q-TOF) to study cis-platin interactions with serum proteins. *Journal of Analytical Atomic Spectrometry*, 23: 378-384

Everberg, H. *et al.* (2006) Aqueous Two-Phase Partitioning for Proteomic Monitoring of Cell Surface Biomarkers in Human Peripheral Blood Mononuclear Cells. *Journal of Proteome Research*, 5(5): 1168-1175

Portelius, E. *et al.* (2010) Identification of novel N-terminal fragments of amyloid precursor protein in cerebrospinal fluid. *Experimental Neurology*, 223(2): 351-358

Ahrends, R. *et al.* (2009) Metal-Coded Affinity Tag Labeling: A Demonstration of Analytical Robustness and Suitability for Biological Applications. *Analytical Chemistry*, 81(6): 2176-2184

Bíliková, K. *et al.* (2009) Towards functional proteomics of minority component of honeybee royal jelly: The effect of post-translational modifications on the antimicrobial activity of apalbumin2. *Proteomics*, 9(8): 2131-2138

Schwab, K. *et al.* (2011) Adaptation of proteomic techniques for the identification and characterization of protein species from murine heart. *Amino Acids*, 41(2): 401-414

Perreault, A. *et al.* (2009) A Methyltransferase-independent Function for Rmt3 in Ribosomal Subunit Homeostasis. *The Journal of Biological Chemistry*, 284: 15026-15037

Magherini, F. *et al.* (2009) Different carbon sources affect lifespan and protein redox state during *Saccharomyces cerevisiae* chronological ageing. *Cellular and Molecular Life Sciences*, 66(5): 933-947

Cao H. & Xu S-Y. (2008) Purification and characterization of type II collagen from chick sternal cartilage. *Food Chemistry*, 108(2): 439-445

Chen, X. *et al.* (2010) Quantitative Proteomics Analysis of Cell Cycle-regulated Golgi Disassembly and Reassembly. *The Journal of Biological Chemistry*, 285: 7197-7207

Trusch, M. *et al.* (2010) Application of displacement chromatography for the analysis of a lipid raft proteome. *Journal of Chromatography B*, 878(3-4): 309-314

Amoresano, A. *et al.* (2008) A Rapid and Selective Mass Spectrometric Method for the Identification of Nitrated Proteins. *Methods in Molecular Biology*, 477(1): 15-29

Kodali, V.P., Das, S. & Sen, R. (2009) An exopolysaccharide from a probiotic: Biosynthesis dynamics, composition and emulsifying activity. *Food Research International*, 42(5-6): 695-699

Loeber, R. *et al.* (2008) Cross-Linking of the DNA Repair Protein O<sup>6</sup>-Alkylguanine DNA Alkyltransferase to DNA in the Presence of Antitumor Nitrogen Mustards. *Chemical Research in Toxicology*, 21(4): 787-795

Millette, M. *et al.* (2008) Purification and identification of the pediocin produced by *Pediococcus acidilactici* MM33, a new human intestinal strain. *Journal of Applied Microbiology*, 104(1): 269-275

Chen, X. *et al.* (2009) Quantitative Organellar Proteomics Analysis of Rough Endoplasmic Reticulum from Normal and Acute Pancreatitis Rat Pancreas. *Journal of Proteome Research*, 9(2): 885-896

Ameri, M., Daddona, P. & Maa, YF. (2009) Demonstrated Solid-State Stability of Parathyroid Hormone PTH(1-34) Coated on a Novel Transdermal Microprojection Delivery System. *Pharmaceutical Research*, 26(11): 2454-2463

Gianazza, E. *et al.* (2010) Different expression of Fibrinopeptide A and related fragments in serum of type 1 diabetic patients with nephropathy. *Journal of Proteomics*, 73(3): 593-601

Yuan, W. *et al.* (2008) Two New Holostan-Type Triterpene Glycosides from the Sea Cucumber *Bohadschia marmorata* JAEGER. *Chemical & Pharmaceutical Bulletin*, 56(8): 1207

**Poroshell 300 Citations**

Matilainen, L. *et al.* (2008) The effect of cyclodextrins on chemical and physical stability of glucagon and characterization of glucagon/ $\gamma$ -CD inclusion complexes. *Journal of Pharmaceutical Sciences*, 97(7): 2720-2729

Astarita, G., Ahmed, F. & Piomelli, D. (2008) Identification of biosynthetic precursors for the endocannabinoid anandamide in the rat brain. *The Journal of Lipid Research*, 49: 48-57

Matilainen, L. *et al.* (2008) The stability and dissolution properties of solid glucagon/ $\gamma$ -cyclodextrin powder. *European Journal of Pharmaceutical Sciences*, 36(4-5): 412-420

Wang, Y. *et al.* (2009) Comparison of Methods for Extracting Kafirin Proteins from Sorghum Distillers Dried Grains with Solubles. *Journal of Agricultural & Food Chemistry*, 57(18): 8366-8372

Guerrera, IC. *et al.* (2009) A Novel Lipidomic Strategy Reveals Plasma Phospholipid Signatures Associated with Respiratory Disease Severity in Cystic Fibrosis Patients. *PLoS ONE*, 4(11): e7735

Yung, KM. *et al.* (2011) An amyloid  $\beta_{42}$ -dependent deficit in anandamide mobilization is associated with cognitive dysfunction in Alzheimer's disease. *Neurobiology of Aging*

Reid, CO. *et al.* (2010) Rapid whole monoclonal antibody analysis by mass spectrometry: An Ultra scale-down study of the effect of harvesting by centrifugation on the post-translational modification profile. *Biotechnology and Bioengineering*, 107(1): 85-95

Heinig, K. & Wirz, T. (2009) Determination of Taspoglutide in Human and Animal Plasma Using Liquid Chromatography – Tandem Mass Spectrometry with Orthogonal Column-Switching. *Analytical Chemistry*, 81(10): 3705-3713

Rossi, EA. *et al.* (2010) A Bispecific Antibody-IFN $\alpha$ 2b Immunocytokine Targeting CD20 and HLA-DR Is Highly Toxic to Human Lymphoma and Multiple Myeloma Cells. *Cancer Research*, 70: 7600

Murphy, MP. *et al.* (2010) Changes in Cognition and Amyloid- $\beta$  Processing with Long Term Cholesterol Reduction using Atorvastatin in Aged Dogs. *Journal of Alzheimer's Disease*, 22(1): 135-150

**PLRP-S Citations**

Nakagawa, M., Tojo, H. & Fujii, S. (2011) A Glycan of  $\Psi$ -Factor from *Dictyostelium discoideum* Contains a Bisecting-GlcNAc, an Intersecting-GlcNAc, and a Core  $\alpha$ -1,6-Fucose. *Bioscience, Biotechnology, and Biochemistry*, 75(10):1964-1970

Della Donna, L. *et al.* (2011) Mass spectrometric measurements of the apolipoproteins of bovine (*Bos taurus*) HDL. *Comparative Biochemistry and Physiology Part D: Genomics and Proteomics*

Vondenhoff, GHM. *et al.* (2011) Characterization of Peptide Chain Length and Constituency Requirements for YejABEF-Mediated Uptake of Microcin C Analogues. *The Journal of Bacteriology*, 193(14): 3618-3623

Šotkovský, P. *et al.* (2011) A new approach to the isolation and characterization of wheat flour allergens. *Clinical & Experimental Allergy*, 41(7): 1031-1043

Laabs, E. *et al.* (2011) Optical Imaging of CCK2/Gastrin Receptor-Positive Tumors With a Minigastrin Near-Infrared Probe. *Investigative Radiology*, 46(3): 196-201

Rickert, KW. *et al.* (2011) Structural Basis for Selective Small Molecule Kinase Inhibition of Activated c-Met. *The Journal of Biological Chemistry*, 286: 11218-11225

Stuknyte, M. *et al.* (2011) Potential immunomodulatory activity of bovine casein hydrolysates produced after digestion with proteinases of lactic acid bacteria. *International Dairy Journal*, 21(10): 63-769

Nakano, E. *et al.* (2011) Riboflavin Depletion Impairs Cell Proliferation in Adult Human Duodenum: Identification of Potential Effectors. *Digestive Diseases and Sciences*, 56(4): 1007-1019

Webb, K. *et al.* (2011) The ribosomal L1 protuberance in yeast is methylated on a lysine residue catalyzed by a seven beta-strand methyltransferase. *The Journal of Biological Chemistry*, M110. 200410

Uehata, T. *et al.* (2011) Serum hepcidin-25 levels and anemia in non-dialysis chronic kidney disease patients: a cross-sectional study. *Nephrology Dialysis Transplantation*, 27(3): 1076-1083

Lohman, G, Chen, L. & Evans Jr, T. (2011) Kinetic characterization of single strand break ligation in duplex DNA by T4 DNA Ligase. *The Journal of Biological Chemistry*, 286: 44187-44196

(Continued)



**PLRP-S Citations**

Hudak, J., Yu, H. & Bertozzi, C. (2011) Protein Glycoengineering Enabled by the Versatile Synthesis of Aminooxy Glycans and the Genetically Encoded Aldehyde Tag. *Journal of the American Chemical Society*, 133(40): 16127-16135

Schneider, N. *et al.* (2011) Prevalence and stability of lysozyme in cheese. *Food Chemistry*, 128(1): 145-151

Yan, B. & Boyd, D. (2011) Breaking the Light and Heavy Chain Linkage of Human Immunoglobulin G1 (IgG1) by Radical Reactions. *The Journal of Biological Chemistry*, 286: 24674-24684

Landau, M. *et al.* (2011) Towards a Pharmacophore for Amyloid. *PLoS Biology*, 9(6): e1001080

Kerkaert, B. *et al.* (2011) Use of lysozyme as an indicator of protein cross-contact in fresh-cut vegetables via wash waters. *Food Research International*, 45(1): 39-44

Schneider, N., Werkmeister, K. & Pischetsrieder, M. (2011) Analysis of nisin A, nisin Z and their degradation products by LCMS/MS. *Food Chemistry*, 127(2): 847-854

Queene, L. *et al.* (2011) Prevention of pneumonic plague in mice, rats, guinea pigs and non-human primates with clinical grade rV10, rV10-2 or F1-V vaccines. *Vaccine*, 29(38): 6572-6583

**PL-SAX Citations**

Pratto, F. *et al.* (2008) Streptococcus pyogenes pSM19035 requires dynamic assembly of ATP-bound ParA and ParB on parS DNA during plasmid segregation. *Nucleic Acids Research*, 36(11): 3676-3689

Sendovski, M. *et al.* (2010) Crystallization and preliminary X-ray crystallographic analysis of a bacterial tyrosinase from *Bacillus megaterium*. *Acta Crystallographica*, 66(9): 1101-1103

Bunger, MK. *et al.* (2008) Automated Proteomics of *E. coli* via Top-Down Electron-Transfer Dissociation Mass Spectrometry. *Analytical Chemistry*, 80(5): 1459-1467

Vantourout, P. *et al.* (2009) Specific Requirements for V $\gamma$ 9V $\delta$ 2 T Cell Stimulation by a Natural Adenylated Phosphoantigen. *The Journal of Immunology*, 183(6): 3848-3857

Scaboo, AM. *et al.* (2009) Confirmation of Molecular Markers and Agronomic Traits Associated with Seed Phytate Content in Two Soybean RIL Populations. *Crop Science*, 49(2): 426-432

**PL-SCX Citations**

Zhang, W. & Czupryn, M. (2003) Analysis of isoaspartate in a recombinant monoclonal antibody and its charge isoforms. *Journal of Pharmaceutical and Biomedical Analysis*, 30(5): 1479-1490

Collinge, J. *et al.* (2005) Differential Proteomics via Probabilistic Peptide Identification Scores. *Analytical Chemistry*, 77(2): 596-606

Schönleben, S. *et al.* (2007) Proteome analysis of *Apis mellifera* royal jelly. *Analytical and Bioanalytical Chemistry*, 389(4): 1087-1093

Lohaus, C. *et al.* (2007) Multidimensional Chromatography: a Powerful Tool for the Analysis of Membrane Proteins in Mouse Brain. *Journal of Proteome Research*, 6(1): 105-113

Zahedi, RP. *et al.* (2007) Phosphoproteome of Resting Human Platelets. *Journal of Proteome Research*, 7(2): 526-534

Boehm, A. *et al.* (2007) Precise protein quantification based on peptide quantification using iTRAQ™. *BMC Bioinformatics*, 8: 214

Heller, M. *et al.* (2003) Trypsin catalyzed <sup>16</sup>O-to-<sup>18</sup>O exchange for comparative proteomics: tandem mass spectrometry comparison using MALDI-TOF, ESI-QTOF, and ESI-ion trap mass spectrometers. *Journal of the American Society for Mass Spectrometry*, 14(7): 704-718



## GPC/SEC Columns and Standards

- A full portfolio of products for analysis of synthetic and natural polymers
- A wide selection of polymer standards to cover the range of applications in organic and water based solvents
- PL aquagel-OH-series, for aqueous SEC separations, and PLgel, for organic polymer applications, are available in mixed and individual pore sizes across a range of particle sizes, to cover the full spectrum of molecular weights (MW)
- Prep scale columns are available, along with narrow bore columns and columns designed for specific applications

Gel permeation chromatography (GPC) and size exclusion chromatography (SEC) are names applied to the most popular technique for measuring the molecular weight distribution (MWD) of natural and synthetic polymers, a property that affects many of the physical parameters of materials such as strength, toughness and chemical resistance. GPC and SEC are liquid chromatographic techniques that separate individual polymer chains on the basis of their size in solution and not on their chemistry. Gel permeation chromatography (GPC) is the name used to describe the analysis of polymers in organic solvents, such as tetrahydrofuran. Size exclusion chromatography (SEC) is the name used to describe the analysis of polymers in water and water-based solvents, such as buffer solutions. GPC/SEC is the only established method for obtaining a comprehensive understanding of a polymer's molecular weight distribution.

### TIPS & TOOLS



For information on SEC columns for proteins, turn to pages 416-417.

## Table of Contents

## LC and LC/MS Columns for GPC/SEC

<b>GPC/SEC Columns</b> .....	<b>488</b>	ResiPore .....	<b>518</b>
PLgel GPC.....	<b>496</b>	MesoPore .....	<b>520</b>
PLgel MIXED.....	<b>498</b>	OligoPore.....	<b>521</b>
PLgel MIXED-LS.....	<b>502</b>	PL aquagel-OH SEC .....	<b>523</b>
PLgel MiniMIX.....	<b>504</b>	PL aquagel-OH SEC Analytical .....	<b>525</b>
PLgel Individual Pore Size .....	<b>505</b>	PL aquagel-OH SEC Preparative.....	<b>528</b>
PLgel Preparative.....	<b>506</b>	GPC Column Accessories.....	<b>529</b>
EnviroPrep .....	<b>507</b>	<b>Polymer Standards for GPC/SEC</b> .....	<b>530</b>
PLgel Olexis .....	<b>508</b>	EasiVial .....	<b>532</b>
PL HFIPgel.....	<b>509</b>	EasiCal .....	<b>536</b>
PL Rapide .....	<b>510</b>	Polystyrene .....	<b>537</b>
PolarGel .....	<b>512</b>	Polymethylmethacrylate .....	<b>539</b>
PlusPore .....	<b>514</b>	Polyethylene Glycol/Oxide.....	<b>541</b>
PolyPore .....	<b>516</b>	Polysaccharides .....	<b>543</b>
		Polyacrylic Acid.....	<b>545</b>



## GPC/SEC Columns

The key to successful GPC/SEC separations is the correct choice of columns. The comprehensive range of Agilent products for GPC/SEC has been designed to cover virtually all polymer analysis application areas, and to make selection for the correct column, solvent, and calibration standard fast and reliable.

Agilent's PLgel GPC series of columns are for polymer applications using organic solvents. PLgel is a highly cross-linked, porous polystyrene/divinylbenzene matrix, which is recognized as a market leader in GPC column technology. PLgel materials have high pore volume and high-efficiency to maximize resolution. Their unequalled solvent compatibility makes for easy transfer between polar and non-polar eluents, and outstanding physical rigidity provides extended lifetimes that maximize downtime. For more information and full ordering details, see pages 496-497.

Agilent's PL aquagel-OH series of columns provide a chemically and physically stable matrix for reliable aqueous SEC separations. The columns are packed with macroporous copolymer beads with an extremely hydrophilic polyhydroxyl functionality. The "neutral" surface and the capability to operate across a wide range of eluent conditions provide for high performance analyses of compounds with neutral, ionic, and hydrophobic moieties, alone or in combination. PL aquagel-OH is available for analytical and preparative applications. For more information and full ordering details, see page 523.



## Polymer standards for GPC/SEC

Agilent manufactures the highest quality polymer standards with extremely narrow polydispersity and the widest molecular weight range commercially available. These quality polymer standards are supplied with extensive characterization data utilizing a variety of independent techniques (e.g. light scattering and viscometry) and high performance GPC to verify polydispersity and assign the peak molecular weight (Mp).

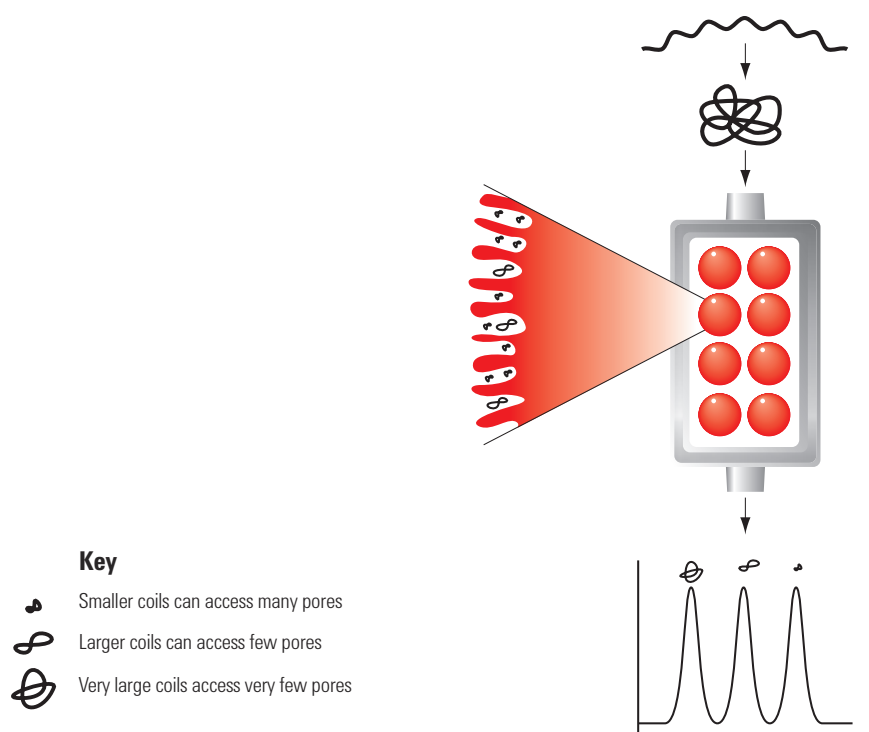
**EasiVial** – for organic and aqueous calibration. EasiVial is the fastest and most convenient method to deliver an accurate 12-point column calibration. EasiVial eliminates tedious weight procedures for improved calibration accuracy and reduces solvent dispensing to limit risks associated with handling solvents.

**EasiCal** – for organic solvents. EasiCal packs are pre-prepared for a no-fuss process. Two different combs, each with ten detachable spatulas, support a mixture of five polymer standards. The cost-effective format is designed to save money.

Individual standards and kits – an extensive range of polymer standard kits of different chemistries designed to match specific column sets are available, as well as individual standards in various pack sizes. For more details about Agilent's calibration standards for GPC/SEC, see page 530.

## How GPC/SEC works:

- Polymer molecules dissolve in solution to form spherical coils with size dependent on molecular weight
- The polymer coils are introduced to eluent flowing through the column
- Columns are packed with insoluble porous beads with well-defined pore structure
- The size of pores is similar to that of the polymer coils
- The polymer coils diffuse in and out of the pores
- Result is elution based on size – large coils first, smaller coils last
- Size separation converted to molecular weight separation by use of a calibration curve constructed by the use of polymer standards



Mechanisms of GPC and SEC

## Recommendations for setting up a GPC/SEC system

The following questions will help you find the recommended columns and standards for any given application, as well as system parameters such as injection volumes.

### Choosing an eluent for GPC/SEC

Question	Answer	Recommendation	Comments
1. What is the sample soluble in?	Water or water buffer with up to 50% methanol	Agilent PL aquagel-OH	Best choice for water-based applications but cannot accommodate organics apart from methanol up to 50%
<i>Many polymers are only soluble in a small number of solvents. This is the key question when developing methods for analyzing polymers. The solvents mentioned here are all common eluents employed in GPC/SEC.</i>	Typical organic solvent such as THF, chloroform, toluene	Agilent PLgel or Agilent PlusPore	PLgel are the workhorse columns, PlusPore columns are an alternative
	Organic/water mixtures or polar organics such as, DMF, NMP	Agilent PolarGel	PolarGel is a smaller column range than PLgel or PL aquagel-OH columns but is suited to mixtures of organics and water

### TIPS & TOOLS



More information on GPC/SEC instrumentation and systems is a click away. We have a variety of application notes, data sheets and brochures available from Agilent for free.

To learn more, visit

[www.agilent.com/chem/gpc](http://www.agilent.com/chem/gpc)



## Choosing a column for GPC/SEC

Columns shown in bold are the best initial choice

Question	Answer	Recommendation	Comments
2. What is the expected molecular weight?  <i>It may seem strange to ask this question, but in GPC/SEC the resolution of a column is related to the resolving range. Knowing something of the expected molecular weight of a sample helps to choose the best column that will give optimum results.</i>	High (up to several millions)	Aqueous solvents <b>PL aquagel-OH MIXED-H 8 µm</b> or combination of PL aquagel-OH 40 and 60 15 µm	The 15 µm column combination is best only where sample viscosity is very high, otherwise 8 µm columns give greater resolution
		Organic solvents <b>PLgel 10 µm MIXED-B</b> or PLgel 20 µm MIXED-A	The PLgel MIXED-A column resolves higher than the PLgel MIXED-B but at lower efficiency due to larger particle size
		Mixed solvents <b>PolarGel</b>	No PolarGel column available for this molecular weight range. Contact your local GPC/SEC expert for advice
	Intermediate (up to hundreds of thousands)	Aqueous solvents <b>PL aquagel-OH MIXED-M 8 µm</b>	A wide-ranging column that covers most water-soluble polymers
		Organic solvents <b>PLgel 5 µm MIXED-C</b> or PLgel 5 µm MIXED-D, PolyPore or ResiPore	The PLgel columns are the most widely applicable for the majority of applications; PolyPore and ResiPore columns are alternatives
		Mixed solvents <b>PolarGel-M</b>	Covers most applications
	Low (up to tens of thousands)	Aqueous solvents <b>Combination of PL aquagel-OH 40 and PL aquagel-OH 30 8 µm</b>	These two columns in a combined set cover the low end of the molecular weight range
		Organic solvents <b>PLgel 3 µm MIXED-E</b> or MesoPore	The PLgel column provides high resolution and is designed for low molecular weight applications; the MesoPore column is an alternative
		Mixed solvents <b>PolarGel-L</b>	For low molecular weight applications
	Very low (a few thousand)	Aqueous solvents <b>PL aquagel-OH 20 5 µm</b>	This high-performance column gives high resolution at low molecular weight
		Organic solvents <b>OligoPore</b> or PLgel 3 µm 100Å	The OligoPore column is less prone to dispersion than the PLgel column, but both work well
		Mixed solvents <b>PLgel</b>	No PolarGel column covers this range so use PLgel columns as alternatives
Unknown	Aqueous solvents <b>PL aquagel-OH MIXED-M 8 µm</b>	Covers the molecular weight ranges of most polymer samples	
	Organic solvents <b>PLgel 5 µm MIXED-C</b> or PolyPore	This PLgel column is the most widely applicable for the majority of applications	
	Mixed solvents <b>PolarGel-M</b>	Covers the majority of applications	

## Setting up the GPC/SEC system

Question	Answer	Recommendation	Comments
3. How many columns to use? <i>The greater the particle size of the media in the column (which is dependent on the expected molecular weight of the samples), the lower the resolution and the more columns are required to maintain the quality of the results. For higher molecular weight samples, larger particles are necessary to reduce the danger of shear degradation of samples during analysis.</i>	Depends on the particle size of the columns	Particle size 20 µm use 4 columns Particle size 13 µm use 3 columns Particle size 10 µm use 3 columns Particle size 8 µm use 2 columns Particle size 5 µm use 2 columns Particle size 3 µm use 2 columns	Increased number of columns required for large particle sizes to make up for low efficiencies

Question	Answer	Recommendation	Comments
4. What size injection volume? <i>The injection volume required is dependent on the particle size of the column – smaller particles need lower injection volumes to minimize dead volume. Larger injection volumes allow the introduction of high molecular weight samples at lower concentrations, reducing viscosity and ensuring a quality chromatogram is obtained.</i>	Depends on the particle size of the columns	Particle size 20 µm use 200 µL injection Particle size 13 µm use 200 µL injection Particle size 10 µm use 200 µL injection Particle size 5 µm use 100 to 200 µL injection Particle size 3 µm use 20 µL injection	Smaller particle sizes require smaller loops to minimize band broadening

## What standards should I use?

Standards shown in bold are the best initial choice

Question	Answer	Recommendation	Comments
5. What is the eluent?  <i>Standards are polymers, so the choice of standard mainly reflects solubility in the chosen eluents.</i>	Water or water buffer with up to 50% methanol	<b>Polyethylene glycol (PEG)/oxide (PEO)</b> or polysaccharides (SAC)	These standards perform in all water-based systems, PEG/PEO in convenient Agilent EasiVial format
	Typical organic solvent such as THF, chloroform, toluene	<b>Polystyrene (PS)</b> or polymethylmethacrylate (PMMA)	Polystyrene is the most commonly used standard in convenient EasiVial format
	Organic/water mixtures or polar organics such as DMF, NMP	<b>Polyethylene glycol/oxide</b> or polymethylmethacrylate	Polar standards perform well

(Continued)



## What standards should I use?

Question	Answer	Recommendation	Comments
6. What format of standards are recommended?	For the quickest and simplest approach where accurate concentrations are not required	Easiest option – <b>EasiVial</b> or EasiCal	Simple to use, EasiVial preferred before EasiCal because of the wider choice of polymer types
<i>Different formats of standards are available depending on customer preference.</i>	If accurate concentrations are required	Accurate concentrations required – <b>EasiVial</b> or individual standards	Both formats allow accurate sample concentrations, EasiVials are simpler to use

## Typical polymer molecular weights

If you are unsure of the molecular weight of your sample, the table below shows some approximate molecular weight ranges for common polymers, which will help you select the right column for your application.

Polymer Type	Typical molecular weight of polymer	Typical polydispersity <sup>1</sup> of polymer
Polymers from free radical synthesis	High (up to several million)	~ 2
	Intermediate (up to hundreds of thousands)	
Polymers from ionic synthesis	Intermediate (up to hundreds of thousands)	~ 1.01
	Low (up to tens of thousands)	
Polymers from addition synthesis	Intermediate (up to hundreds of thousands)	~ 2
	Low (up to tens of thousands)	
Polymers from controlled radical polymerization	Low (up to tens of thousands)	~ 1.1 to 1.5
	Very low (a few thousand)	
Polyolefins	Intermediate (up to hundreds of thousands)	~ 2 to 200
	High (up to several million)	
Acrylates	Intermediate (up to hundreds of thousands)	~ 2
	High (up to several million)	
Small molecule additives	Very low (a few thousand)	1
Pre-polymers	Low (up to tens of thousands)	~ 2 to 10
	Very low (a few thousand)	
Resins	Low (up to tens of thousands)	~ 2 to 10
	Very low (a few thousand)	
Natural biopolymers such as polysaccharides	Intermediate (up to hundreds of thousands)	~ 2 to 10
	High (up to several million)	
Rubbers	Intermediate (up to hundreds of thousands)	~ 2 to 10
	High (up to several million)	
Biodegradable polymers	Intermediate (up to hundreds of thousands)	~ 1.1 to 2
	Low (up to tens of thousands)	

<sup>1</sup> Polydispersity is a measure of the distribution of molecular mass of a polymer. Polydispersity index (PDI) =  $M_w/M_n$ .

## Organic GPC

### PLgel GPC Columns

- Robust performance under the most exacting conditions
- Temperature stability up to 220 °C
- Solvent compatibility allows easy and rapid transfer between solvents of varying polarity

PLgel materials have high pore volume and high efficiency to maximize resolution. Their unequalled solvent compatibility makes for easy transfer between polar and non-polar eluents, and outstanding physical rigidity provides extended lifetimes that minimize downtime.

The key to successful GPC separations is the correct choice of columns. The comprehensive range of PLgel products has been designed to cover virtually all organic solvent-based polymer analysis application areas, and to make selection of the correct column, solvent, and calibration standard fast and reliable.

PLgel is a highly cross-linked, porous polystyrene/divinylbenzene matrix, which is recognized as a market leader in GPC column technology. PLgel is manufactured to ISO 9001:2000 and benefits from comprehensive QC/QA for total reproducibility, batch-to-batch and column-to-column.

## Solvent Compatibility

PLgel columns are routinely supplied in ethyl benzene\* but you can easily and rapidly transfer between solvents of varying polarity. In organic GPC, sample to column interaction may occur occasionally and eluent modification can be used to eliminate these effects. PLgel columns are the ideal choice for such analyses, as they easily tolerate eluents in the pH range 1-14, as well as up to 10% water in a miscible organic solvent.

### PLgel is compatible with all of these solvents

Solvent Polarity	Solvent
6.0	Perfluoroalkane
7.3	Hexane
8.2	Cyclohexane
8.9	Toluene
9.1	Ethyl acetate
9.1	Tetrahydrofuran (THF)
9.3	Chloroform
9.3	Methyl ethyl ketone (MEK)
9.7	Dichloromethane
9.8	Dichloroethene
9.9	Acetone
10.0	o-Dichlorobenzene (o-DCB)
10.0	Trichlorobenzene (TCB)
10.2	m-Cresol
10.2	o-Chlorophenol (o-CP)
10.7	Pyridine
10.8	Dimethyl acetamide (DMAc)
11.3	n-Methyl pyrrolidone (NMP)
12.0	Dimethyl sulfoxide (DMSO)
12.1	Dimethyl formamide (DMF)

\*We also provide a custom packing service in which columns can be shipped in specific solvents to provide extra convenience to our customers.

### PLgel Frit Porosity

Media Type	Porosity ( $\mu\text{m}$ )
PLgel 3 $\mu\text{m}$	2
PLgel 5 $\mu\text{m}$	2
PLgel 10 $\mu\text{m}$	5
PLgel 20 $\mu\text{m}$	10

**For PLgel column accessories ordering information please see page 529**

## PLgel MIXED Columns

The PLgel MIXED range greatly simplifies column selection for easy decision making. By using these mixed columns, you can eliminate mismatched column sets and spurious peaks for more reliable results. Every column contains a mixture of individual pore size materials, accurately blended to cover a specified broad range of molecular weight with a linear calibration to eliminate column mismatch. Simply add extra columns for even greater resolution.

### Column Specifications

Column	Linear MW Operating Range (g/mol)	Guaranteed Column Efficiency	Typical Pressure	Maximum Flow Rate	Maximum Pressure	Maximum Temperature
PLgel MIXED-A	2,000-40,000,000	> 17,000 p/m	1 mL/min (7.5 mm id): ≈ 3 bar (44 psi) per 300 mm 0.3 mL/min (4.6 mm id): ≈ 2.4 bar (35 psi) per 250 mm (THF @ 20 °C, TCB @ 140 °C)	7.5 mm id: 1.5 mL/min 4.6 mm id: 0.5 mL/min	150 bar (2175 psi)	220 °C
PLgel MIXED-B	500-10,000,000	> 35,000 p/m	1 mL/min (7.5 mm id): ≈ 10 bar (145 psi) per 300 mm 0.3 mL/min (4.6 mm id): ≈ 8 bar (116 psi) per 250 mm (THF @ 20 °C, TCB @ 140 °C)	7.5 mm id: 1.5 mL/min 4.6 mm id: 0.5 mL/min	150 bar (2175 psi)	220 °C
PLgel MIXED-C	200-2,000,000	> 50,000 p/m	1 mL/min (7.5 mm id): ≈ 30 bar (435 psi) per 300 mm 0.3 mL/min (4.6 mm id): ≈ 24 bar (348 psi) per 250 mm (THF @ 20 °C, TCB @ 140 °C)	7.5 mm id: 1.5 mL/min 4.6 mm id: 0.5 mL/min	150 bar (2175 psi)	150 °C
PLgel MIXED-D	200-400,000	> 50,000 p/m	1 mL/min (7.5 mm id): ≈ 30 bar (435 psi) per 300 mm 0.3 mL/min (4.6 mm id): ≈ 24 bar (348 psi) per 250 mm (THF @ 20 °C, TCB @ 140 °C)	7.5 mm id: 1.5 mL/min 4.6 mm id: 0.5 mL/min	150 bar (2175 psi)	150 °C
PLgel MIXED-E	up to 30,000	7.5 x 300 mm: > 80,000 p/m 4.6 x 250 mm: > 70,000 p/m	1 mL/min (7.5 mm id): ≈ 50 bar (725 psi) per 300 mm 0.3 mL/min (4.6 mm id): ≈ 42 bar (609 psi) per 250 mm (THF @ 20 °C)	7.5 mm id: 1.5 mL/min 4.6 mm id: 0.5 mL/min	180 bar (2611 psi)	110 °C

## PLgel MIXED Column Selection Guide

**UHMW polymer distributions**

PLgel MIXED-A, 20  $\mu\text{m}$

**High MW polymers, demanding eluents**

PLgel MIXED-B, 10  $\mu\text{m}$

**Mid range MW polymers, high resolution**

PLgel MIXED-C, 5  $\mu\text{m}$

**Resins, condensation polymers**

PLgel MIXED-D, 5  $\mu\text{m}$

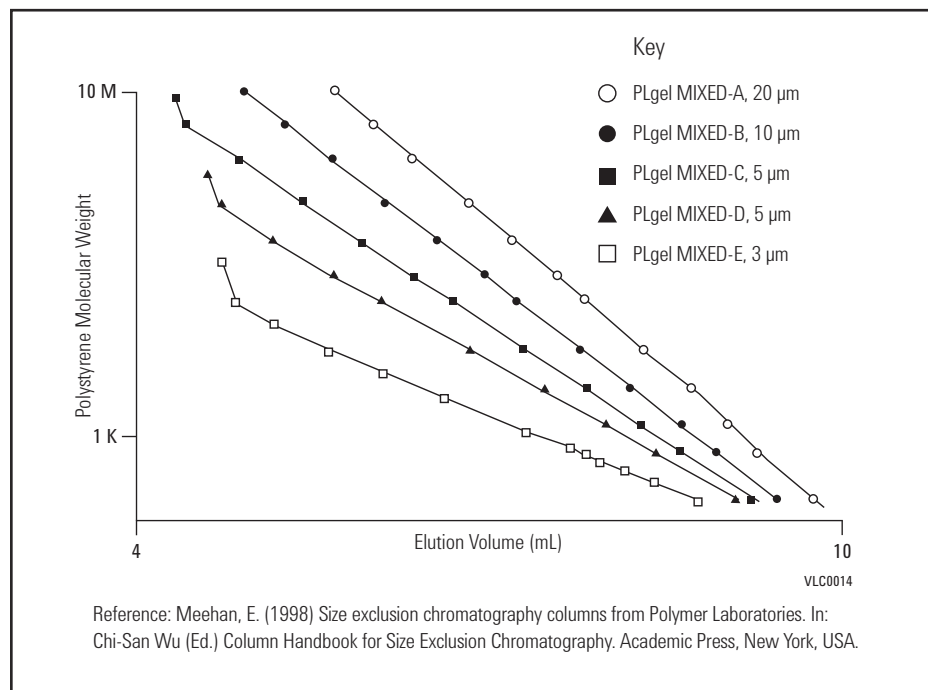
**Low MW resins, prepolymers**

PLgel MIXED-E, 3  $\mu\text{m}$

$10^2$  MW  $10^7$

## PLgel MIXED Gel Calibration Curves

MIXED gel calibration curves are designed to be linear over a specified molecular weight range, ensuring that the same degree of resolution is achieved across the full operating range of the column. The particle size of the packing and porosity of a particular MIXED gel column are carefully matched to the MW range and application, thus optimizing performance and eliminating the effects of shear degradation. Resolution in GPC is controlled by the slope of the calibration curve and the particle size of the packing material. Agilent has scientifically determined the minimum number of MIXED gel columns required to perform accurate MWD determinations based on specific resolution (Rsp). Thus you can have complete confidence in the accuracy and precision of the calculated data.



**PLgel MIXED Columns**

Description	Size (mm)	Part No.
PLgel 20 µm MIXED-A	7.5 x 300	PL1110-6200
PLgel 10 µm MIXED-B	7.5 x 300	PL1110-6100
PLgel 5 µm MIXED-C	7.5 x 300	PL1110-6500
PLgel 5 µm MIXED-D	7.5 x 300	PL1110-6504
PLgel 3 µm MIXED-E	7.5 x 300	PL1110-6300

**PLgel MIXED Guards**

Size (mm)	Particle Size (µm)	Part No.
7.5 x 50	20	PL1110-1220
7.5 x 50	10	PL1110-1120
7.5 x 50	5	PL1110-1520
7.5 x 50	3	PL1110-1320

**Starches**

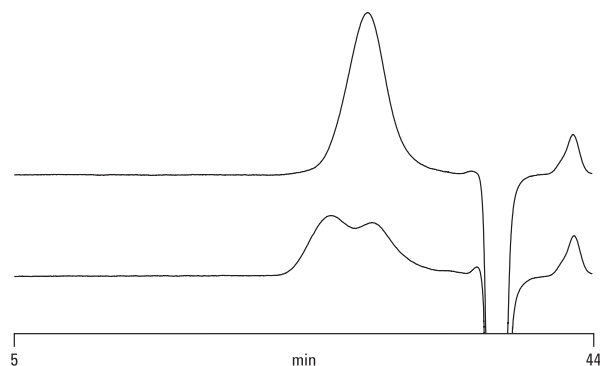
**Column:** 4 x PLgel 20 µm MIXED-A  
 PL1110-6200  
 7.5 x 300 mm

Mobile Phase: DMSO + 5 mM NaNO<sub>3</sub>

Flow Rate: 1.0 mL/min

Temperature: 80 °C

Detector: RI



**Polyphenylene Sulfides**

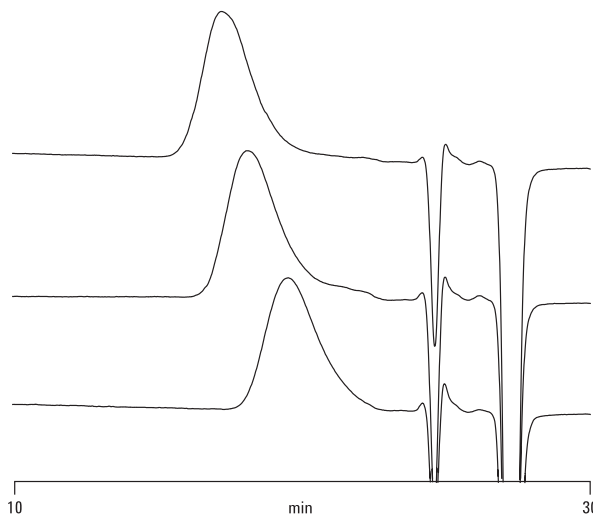
**Column:** 3 x PLgel 10 µm MIXED-B  
 PL1110-6100  
 7.5 x 300 mm

Mobile Phase: o-Chloronaphthalene

Flow Rate: 1.0 mL/min

Temperature: 210 °C

Detector: RI



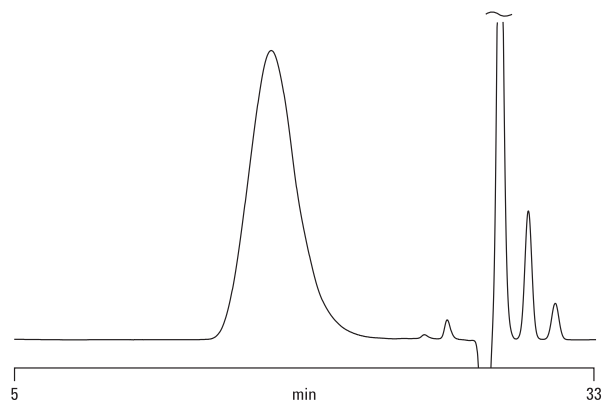
**Plasticized PVC**

**Column:** 3 x PLgel 5  $\mu$ m MIXED-C  
PL1110-6500  
7.5 x 300 mm

Mobile Phase: THF

Flow Rate: 1.0 mL/min

Detector: RI

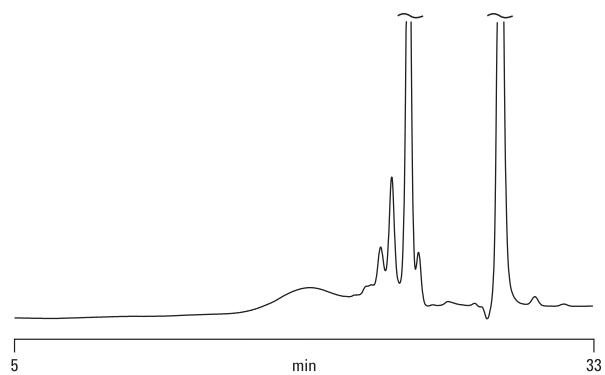
**Epoxy Resin**

**Column:** 3 x PLgel 5  $\mu$ m MIXED-D  
PL1110-6504  
7.5 x 300 mm

Mobile Phase: THF

Flow Rate: 1.0 mL/min

Detector: RI

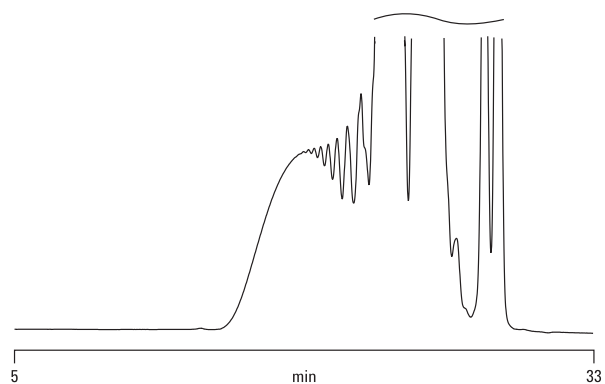
**Polyol**

**Column:** PLgel 3  $\mu$ m MIXED-E  
PL1110-6300  
7.5 x 300 mm

Mobile Phase: THF

Flow Rate: 1.0 mL/min

Detector: UV, 254 nm



## PLgel MIXED-LS Columns

- Obtain an instant improvement in data quality
- No need for conditioning, saving time and solvent costs
- Maximize the potential of light scattering detectors

The PLgel MIXED-LS series is a PS/DVB packing using an innovative proprietary suspension polymerization technique to virtually eliminate nano-particle leakage. A startling improvement is achieved immediately in the quality of light scattering data obtained with PLgel MIXED-LS columns in place of conventional GPC columns. The light scattering chromatograms shown here were obtained after flushing the columns for one hour in THF at 1 mL/min. A polystyrene standard (Mp 210,000) was injected at 1 mg/mL in order to illustrate the dramatic improvement in signal-to-noise with the PLgel MIXED-LS column.

The performance of PLgel MIXED-LS columns has been matched to PLgel 20 µm MIXED-A and PLgel 10 µm MIXED-B columns in terms of calibration, column efficiency, wide solvent compatibility, and operating temperature. MIXED-LS are also ideal for online viscosity detection, minimizing the risk of capillary blockage, and can be used with regular PLgel guard columns that are packed with rigid low pore size gels with no particle bleed.

### PLgel MIXED-LS Columns

Description	Size (mm)	Linear MW Operating Range (g/mol) (PS)	Guaranteed Efficiency (p/m)	Part No.
PLgel 10 µm MIXED-B LS	7.5 x 300	500-10,000,000	>35,000	PL1110-6100LS
PLgel 10 µm guard	7.5 x 50			PL1110-1120
PLgel 20 µm MIXED-A LS	7.5 x 300	2,000-40,000,000	>17,000	PL1110-6200LS
PLgel 20 µm guard	7.5 x 50			PL1110-1220

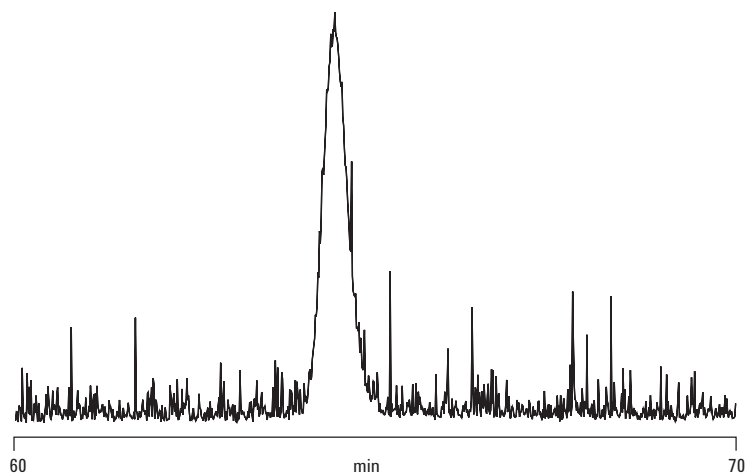


**Conventional GPC column****Column:** Conventional GPC column

Mobile Phase: THF

Flow Rate: 1.0 mL/min

Detector: LS



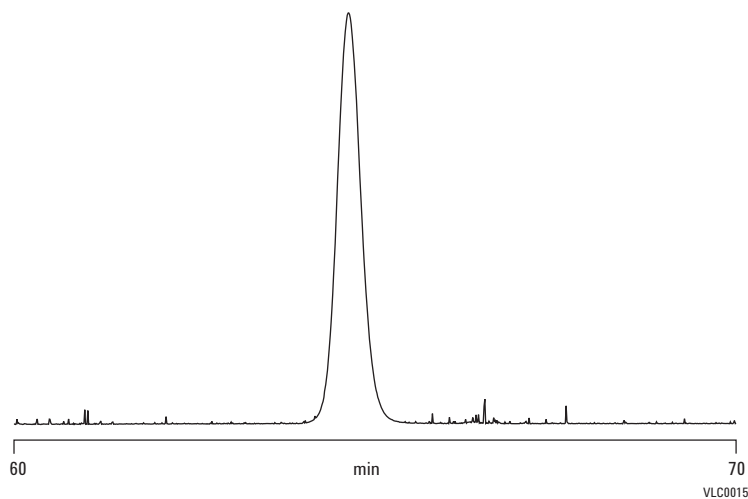
Light scattering detection with a conventional GPC column – noise due to particulate bleed.

**PLgel LS column****Column:** PLgel 10  $\mu$ m MIXED-B LS  
PL1110-6100LS  
7.5 x 300 mm, 10  $\mu$ m

Mobile Phase: THF

Flow Rate: 1.0 mL/min

Detector: LS



Light scattering detection with a PLgel LS column – minimal particulate bleed gives greatly improved baseline.

## PLgel MiniMIX Columns

- Use about 70% less solvent and save money
- Store less solvent and increase operator safety
- High performance comparable to Agilent's conventional id columns

For reduced solvent cost and consumption, use industry standard PLgel MiniMIX mixed gel columns in 250 x 4.6 mm narrow bore dimensions. These narrow bore columns offer high performance, excellent solvent compatibility and mechanical stability. PLgel MiniMIX columns can be used with conventional GPC equipment.

To maintain the same linear velocity through the column, the volumetric flow rate must be reduced to 0.3 mL/min in line with the column cross sectional area, resulting in significantly lower solvent consumption. Sample loading should also be scaled down in line with reduced column volume, and system dead volume should be minimized to avoid excessive band broadening.

### PLgel MiniMIX Columns

Description	Size (mm)	Linear MW Operating Range (g/mol) (PS)	Guaranteed Efficiency (p/m)	Part No.
PLgel 20 µm MiniMIX-A	4.6 x 250	2,000-40,000,000	> 17,000	PL1510-5200
PLgel 20 µm MiniMIX-A guard	4.6 x 50			PL1510-1200
PLgel 10 µm MiniMIX-B	4.6 x 250	500-10,000,000	> 35,000	PL1510-5100
PLgel 10 µm MiniMIX-B guard	4.6 x 50			PL1510-1100
PLgel 5 µm MiniMIX-C	4.6 x 250	200-2,000,000	> 50,000	PL1510-5500
PLgel 5 µm MiniMIX-C guard	4.6 x 50			PL1510-1500
PLgel 5 µm MiniMIX-D	4.6 x 250	200-400,000	> 50,000	PL1510-5504
PLgel 5 µm MiniMIX-D guard	4.6 x 50			PL1510-1504
PLgel 3 µm MiniMIX-E	4.6 x 250	up to 30,000	> 70,000	PL1510-5300
PLgel 3 µm MiniMIX-E guard	4.6 x 50			PL1510-1300

## PLgel Individual Pore Size Columns

- Very high efficiency improves productivity
- Choose the optimum column for a perfect match of performance and application
- Fast analysis with fewer columns saves time and money

Individual pore size GPC columns offer high resolution over a specific molecular weight range. The linear portion of the calibration curve, where the slope is at its shallowest, defines the MW region over which optimum resolution will be achieved.

### PLgel Individual Pore Size Columns

Size (mm)	Particle Size (µm)	Pore Size (Å)	Linear MW Operating Range (g/mol) (PS)	Guaranteed Efficiency (p/m)	Part No.
7.5 x 300	3	100	up to 4,000	> 100,000	PL11110-6320
7.5 x 300	5	50	up to 2,000	> 60,000	PL11110-6515
7.5 x 300	5	100	up to 4,000	> 60,000	PL11110-6520
7.5 x 300	5	500	500-30,000	> 60,000	PL11110-6525
7.5 x 300	5	10 <sup>3</sup>	500-60,000	> 50,000	PL11110-6530
7.5 x 300	5	10 <sup>4</sup>	10,000-600,000	> 50,000	PL11110-6540
7.5 x 300	5	10 <sup>5</sup>	60,000-2,000,000	> 50,000	PL11110-6550
7.5 x 300	10	50	up to 2,000	> 35,000	PL11110-6115
7.5 x 300	10	100	up to 4,000	> 35,000	PL11110-6120
7.5 x 300	10	500	500-30,000	> 35,000	PL11110-6125
7.5 x 300	10	10 <sup>3</sup>	500-60,000	> 35,000	PL11110-6130
7.5 x 300	10	10 <sup>4</sup>	10,000-600,000	> 35,000	PL11110-6140
7.5 x 300	10	10 <sup>5</sup>	60,000-2,000,000	> 35,000	PL11110-6150
7.5 x 300	10	10 <sup>6</sup>	600,000-10,000,000	> 35,000	PL11110-6160

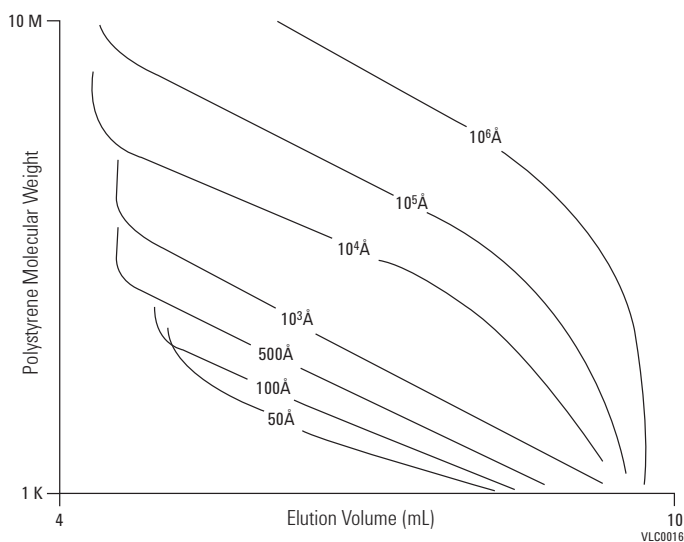
PLgel Guard Column information can be found on page 500

### Calibration curves

Calibrant: Polystyrene

Mobile Phase: THF

Flow Rate: 1.0 mL/min



## PLgel Preparative Columns

- Excellent column efficiency provides optimum resolution
- High loading can isolate mg amounts for further study
- Over 10 times scale up permits efficient quantification

Preparative GPC is generally employed to fractionate polymers, isolate components in a polymer formulation or simplify mixtures of relatively small molecules in complex matrices. Mixtures of materials are easily separated on the basis of size, preferably in a low boiling organic solvent. They are then collected as a series of discrete fractions and isolated by simple evaporation of the solvent.

PLgel preparative columns are packed with the same rigid, high performance media as the analytical columns. The 10  $\mu\text{m}$  particle provides high column efficiency ( $> 25,000$  p/m) for optimum resolution and loading characteristics. PLgel 25 mm id preparative columns offer over 10 times scale-up compared to the 7.5 mm analytical columns. The increased id and column volume permit even higher loading. With low molecular weight materials, sample concentration can also be significantly increased, enabling production of milligram quantities of very pure material. The actual loading is ultimately controlled by the sample and its molecular weight.

### PLgel Preparative Columns

Size (mm)	Particle Size ( $\mu\text{m}$ )	Pore Size ( $\text{\AA}$ )	Linear MW Operating Range (g/mol) (PS)	Part No.
25 x 300	10	50	up to 2,000	PL1210-6115
25 x 300	10	100	up to 4,000	PL1210-6120
25 x 300	10	500	500-30,000	PL1210-6125
25 x 300	10	$10^3$	500-60,000	PL1210-6130
25 x 300	10	$10^4$	10,000-600,000	PL1210-6140
25 x 300	10	$10^5$	60,000-2,000,000	PL1210-6150
25 x 300	10	$10^6$	600,000-10,000,000	PL1210-6160
MIXED-B 25 x 300	10		500-10,000,000	PL1210-6100
MIXED-D 25 x 300	10		200-400,000	PL1210-6104
Prep guard 25 x 25				PL1210-1120

# Columns for Special GPC/SEC Applications

## EnviroPrep

- High sample loading ensures effective trace analysis
- Simple clean-up procedure saves sample preparation costs
- Optimized particle size distribution provides high resolution

EnviroPrep columns permit a simple, one stage clean-up as part of a methodology to determine pesticides in many organic matrices. The higher molecular weight fractions such as lipids, polymers, natural resins and dispersed high molecular weight components are easily eliminated in the GPC analysis.

Preparative GPC for soil extract clean-up is described in EPA Method 3640A using 300 x 25 mm and 150 x 25 mm columns to give higher sample loading and fraction yields, which is particularly useful for low levels of pollutants. Low pore size EnviroPrep columns are ideal for this method.

The columns have 10  $\mu\text{m}$  particles with 100Å pore sizes for high resolution, with an exclusion limit of 4000 g/mol. The preparative columns offer good resolution and high loading through optimization of the particle size distribution.

### EnviroPrep

Size (mm)	Part No.
21.2 x 150	PL1E10-3120EPA
25 x 150	PL1210-3120EPA
21.2 x 300	PL1E10-6120EPA
25 x 300	PL1210-6120EPA

### Columns for sample clean-up

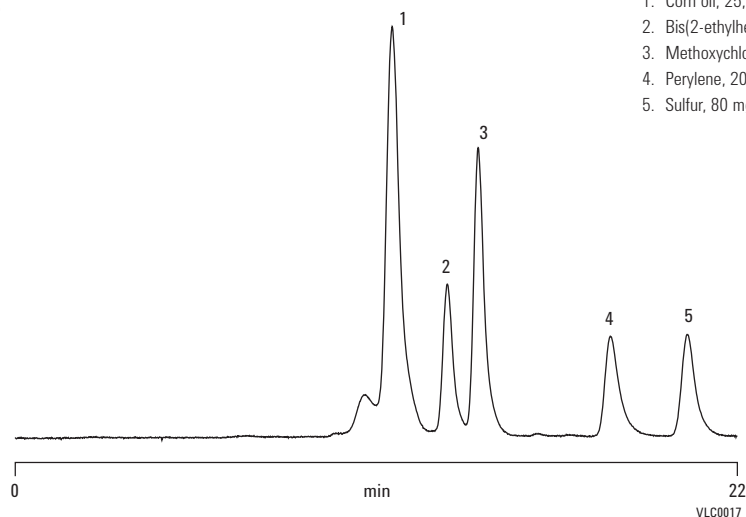
**Column:** EnviroPrep  
PL1210-6120EPA  
25 x 300 mm

**Column:** EnviroPrep  
PL1210-3120EPA  
25 x 150 mm

Mobile Phase: DCM

Flow Rate: 10 mL/min

Detector: UV, 254 nm



## PLgel Olexis

- Optimized design for polyolefin analysis
- High temperature capability
- High resolution with no damage from sample shear provides clean separations

PLgel Olexis is designed for the analysis of very high molecular weight polymers, specifically polyolefins. The column resolves up to 100,000,000 g/mol (polystyrene in THF), and is packed with 13  $\mu\text{m}$  particles to optimize efficiency and resolution without the risk of sample shear degradation during analysis. The packing of PLgel Olexis has the mechanical stability and robustness expected from a PLgel column, and so it is able to operate up to 220 °C for the analysis of highly crystalline materials.

### PLgel Olexis

Description	Size (mm)	Part No.
PLgel Olexis	7.5 x 300	PL1110-6400
PLgel Olexis guard	7.5 x 50	PL1110-1400

#### PLgel Olexis reveals true modalities across the range of polyolefins

**Column:** 3 x PLgel Olexis  
PL1110-6400  
7.5 x 300 mm

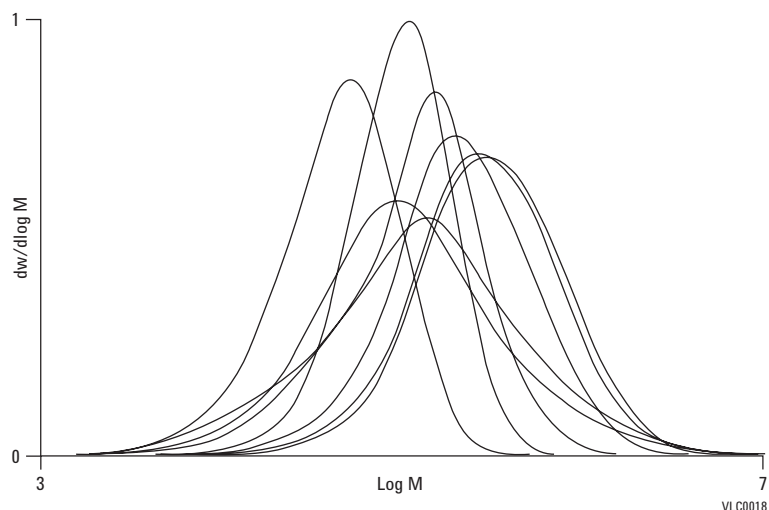
Mobile Phase: Trichlorobenzene + 0.0125% BHT

Flow Rate: 1.0 mL/min

Injection Volume: 200  $\mu\text{L}$

Temperature: 160 °C

Detector: PL-GPC 220 (RI)



## PL HFIPgel

- Optimized separation range delivers high performance with no artifacts
- Highly durable packing prolongs column lifetime
- Low operating pressure reduces system wear and unnecessary downtimes

Hexafluoroisopropanol (HFIP) is used as a solvent in GPC for the analysis of important industrial polymers such as polyesters, polyamides and polylactide/glycolide copolymers. For greatly improved performance in extremely polar solvents such as HFIP and trifluoroethanol, we have developed novel "multipore" technology to produce PL HFIPgel, a PS/DVB packing featuring a monodisperse particle size, high pore volume, and high resolution.

Using PL HFIPgel avoids issues associated with conventional packings and HFIP, such as excessive curvature of calibration curves, dislocations/shoulders on peaks for polydisperse samples, and poor resolution in the low MW region.

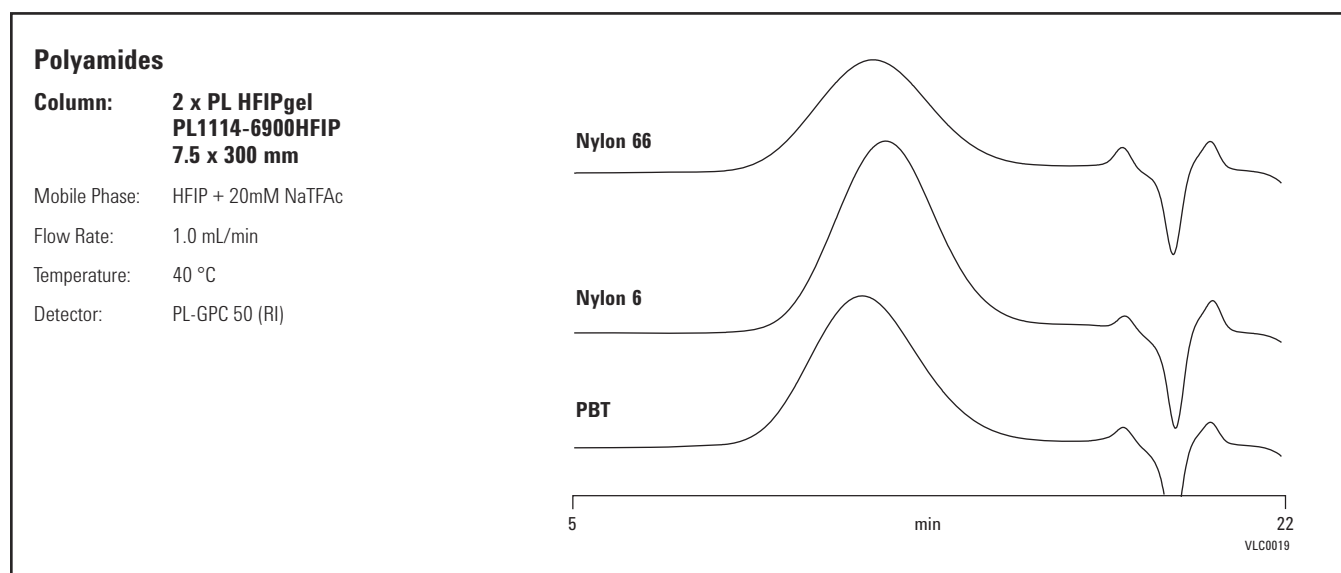
Column efficiency is guaranteed > 30,000 p/m and the columns are very durable, with a maximum operating pressure of 145 bar (2030 psi). They are packed and tested in methanol but shipped ready-to-use in HFIP.

PL HFIPgel columns with 7.5 mm id normally operate at 1 mL/min. However, the 4.6 mm id columns run at 0.3 mL/min, providing a 70% reduction in solvent consumption with consequent savings in the cost of buying and disposing of solvents.

MW range for PL HFIPgel columns is 2,000,000 g/mol (PMMA in THF).

### PL HFIPgel

Description	Size (mm)	Part No.
PL HFIPgel	4.6 x 250	PL1514-5900HFIP
PL HFIPgel	7.5 x 300	PL1114-6900HFIP
PL HFIPgel guard	7.5 x 50	PL1114-1900HFIP
PL HFIPgel guard	4.6 x 50	PL1514-1900HFIP



## PL Rapide

- Analysis in less than ten minutes saves time
- Significantly increased sample throughput improves efficiency
- Reduced solvent consumption and disposal costs save money
- Available in L, M, and H versions for low, medium, and high molecular weights; available in F version for flow injection analysis

Rapid GPC is an excellent tool for screening polymer MWD for trend analysis. Short PL Rapide columns reduce analysis times while maintaining the excellent solvent compatibility and mechanical stability of all GPC columns from Agilent.

PL Rapide columns are ideal for high speed applications such as high throughput screening, process monitoring, or tracking changes in MW distributions, where time is the most critical factor in the analysis. Packed with high quality gels, these columns cover the complete spectrum of molecular weights and are available for the analysis of both organic and water soluble polymers. Key features include high pore volume, high resolution packing materials, no special system requirements, choice of molecular weight resolving range, wide solvent compatibility, and excellent mechanical stability.



## PL Rapide

Description	Size (mm)	MW Range (g/mol)	Guaranteed Efficiency (p/m)	Part No.
PL Rapide H	7.5 x 150	500-10,000,000	> 35,000	PL1113-3100
	10 x 100			PL1013-2100
PL Rapide M	7.5 x 150	200-2,000,000	> 60,000	PL1113-3500
	10 x 100			PL1013-2500
PL Rapide L	7.5 x 150	200-400,000	> 80,000	PL1113-3300
	10 x 100			PL1013-2300
PL Rapide F	7.5 x 150	up to 4,500	> 55,000	PL1113-3120
	10 x 100	up to 4,500	> 40,000	PL1013-2120
PL Rapide Aqua H	7.5 x 150	100-10,000,000	> 35,000	PL1149-3800
	10 x 100			PL1049-2800
PL Rapide Aqua L	7.5 x 150	100-30,000	> 35,000	PL1120-3830
	10 x 100			PL1020-2830

## Resin analysis by rapid GPC

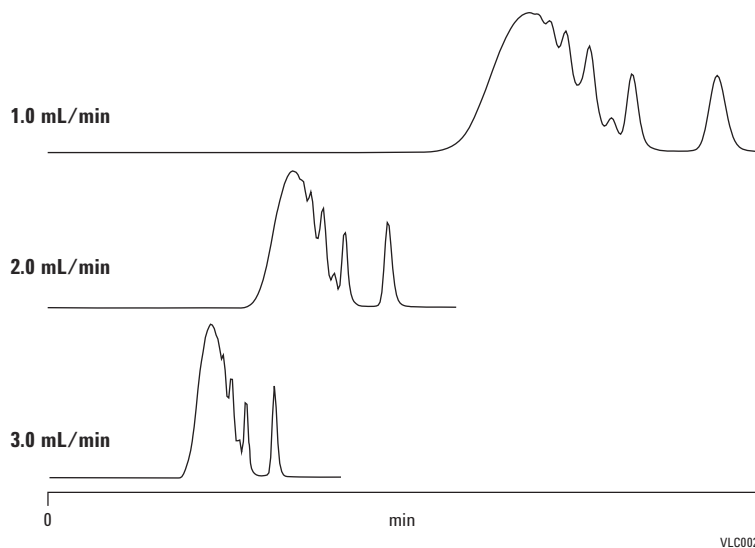
**Column:** PL Rapide L  
PL1013-2300  
10 x 100 mm

Sample: Epoxy resin

Mobile Phase: THF

Flow Rate: 1.0, 2.0 and 3.0 mL/min

Detector: UV, 254 nm



## PolarGel

- Medium polarity surface and high mechanical stability
- Operate in a wide range of solvents and solvent combinations
- Available in two resolving ranges, PolarGel-L and PolarGel-M

The PolarGel range is ideal for use with polar solvents, such as dimethyl formamide (DMF) and dimethyl sulfoxide (DMSO), and for solvent combinations such as tetrahydrofuran with water. These eluents are very useful in GPC/SEC to separate polar materials, such as polar resins, modified polysaccharides or complex polar polymers that are difficult to analyze in traditional SEC solvents, such as tetrahydrofuran alone.

PolarGel-L is used for low molecular weight polar polymers and PolarGel-M for high MW polar polymers.

With polar polymers, highly polar groups can lead to non-specific interactions and secondary separation mechanisms when using polar solvents and traditional non-polar styrene/divinylbenzene columns. Additives and/or column conditioning are normally required to reduce these interactions. PolarGel has no need for these interventions, and also avoids the interactions and secondary effects that produce chromatogram distortions.

These PolarGel "mixed bed" columns have a medium polarity surface and high mechanical stability. They are capable of operating in a wide range of solvents and solvent combinations, greatly enhancing your ability to analyze polar polymers that are not necessarily water soluble. PolarGel is available in two resolving ranges to meet your precise requirements.

### PolarGel

Description	Size (mm)	MW Range (g/mol) (PEG/PEO)	Part No.
PolarGel-L	7.5 x 300	Up to 30,000	PL1117-6830
PolarGel-L guard	7.5 x 50		PL1117-1830
PolarGel-L repair gel			PL1417-0830
PolarGel-M	7.5 x 300	Up to 2,000,000	PL1117-6800
PolarGel-M guard	7.5 x 50		PL1117-1800
PolarGel-M repair gel			PL1417-0800

**Two samples of melamine resin analyzed by PolarGel-L**

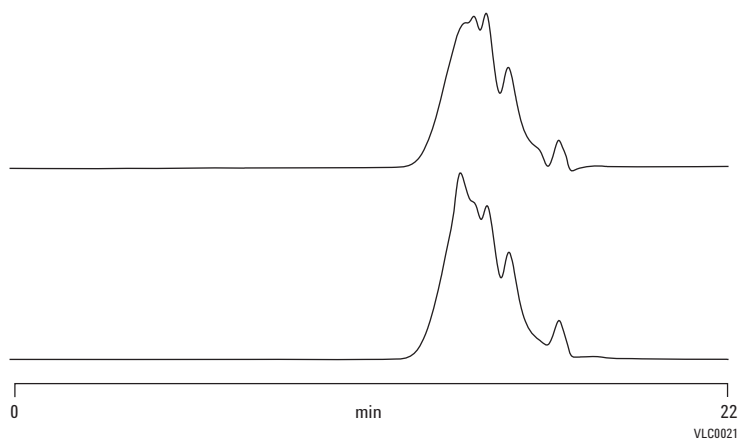
**Column:** 2 x PolarGel-L, 300 x 7.5 mm  
PL1117-6830

Mobile Phase: Dimethyl acetamide + 0.1% LiBr

Flow Rate: 1.0 mL/min

Injection Volume: 100  $\mu$ L

Detector: Agilent PL-GPC 220 (RI)

**Excellent separation of two phenol formaldehyde resins with PolarGel-M**

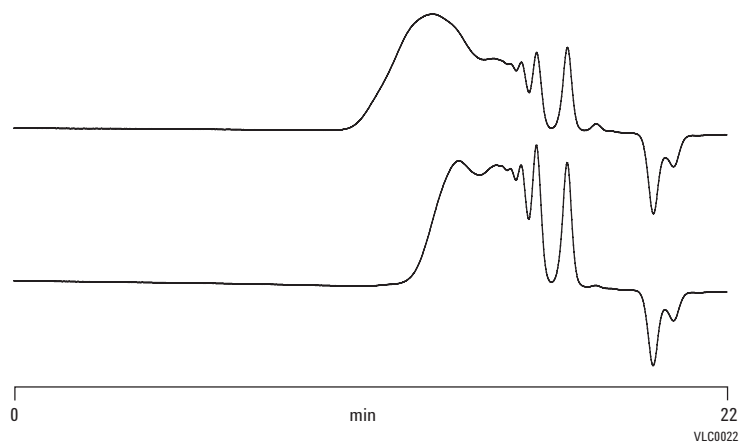
**Column:** 2 x PolarGel-M, 300 x 7.5 mm  
PL1117-6800

Mobile Phase: 0.2% (w/v) DMF & 0.1% LiBr to reduce sample aggregation

Flow Rate: 1.0 mL/min

Injection Volume: 100  $\mu$ L

Detector: Agilent PL-GPC 50 (RI)

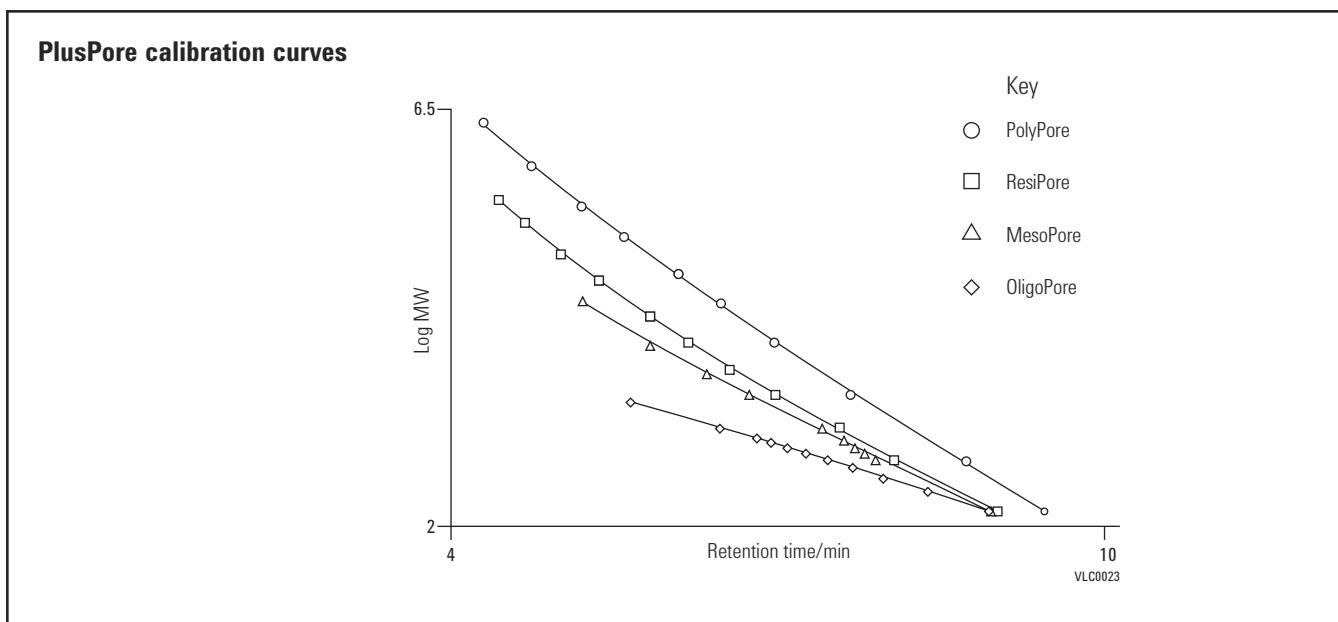


## PlusPore

The PlusPore range has an increased pore volume that provides high resolution for specific applications. The high stability media permits the use of a wide range of organic solvents with accuracy and precision so that there is no distortion of the MW distribution shape.

The PlusPore series of columns has been specifically designed for high resolution GPC, and represents the very latest in GPC column technology. These novel packing materials are based on the industry standard, highly cross-linked polystyrene/divinylbenzene (PS/DVB), for the widest applicability and solvent compatibility. Each is made using a novel polymerization process to produce particles that exhibit a specific, controlled pore structure for optimum GPC performance. Typical applications include resins, condensation polymers, prepolymers, and oligomers.

For high resolution polymer analysis, the PolyPore, ResiPore, MesoPore, and OligoPore columns of the PlusPore product series exhibit a wide pore size distribution with near linear calibration curves covering an extended molecular weight range. These so-called "multipore" structures have increased pore volume compared to regular PS/DVB packing materials. This results in very high resolution GPC columns designed for specific application areas. The highly cross-linked porous particles provide excellent chemical and physical stability and permit easy transfer across the full range of organic solvents with little change in the shape of the calibration curve or the efficiency of the columns. As this multipore column technology does not require the combination of individual pore size packing materials, the result is high accuracy and precision without any artifacts in the shape of the molecular weight distribution.



**PlusPore Selection Guide**

Column	MW Range (g/mol) (PS)	Nominal Particle Size (µm)	Typical Efficiency (p/m)	Recommended Calibrants	Frit Porosity (µm)
PolyPore	200-2,000,000	5	> 60,000	EasiCal PS-1 or EasiVial PS-H	2
ResiPore	200-400,000	3	> 80,000	EasiCal PS-2 or EasiVial PS-M	2
MesoPore	up to 25,000	3	> 80,000	Polystyrene S-L-10 Kit	2
OligoPore	up to 4,500	6	> 55,000	Polystyrene S-L2-10 Kit	2

## PolyPore

- Routine polymer analysis with very high resolution
- Wide operating range simplifies column choice
- Low particle size extracts maximum information from the analyte

PolyPore columns have been specifically developed to give unrivaled resolution for the analysis of polymers with broad molecular weight distributions. With a wide operating range covering many decades of molecular weight, PolyPore columns combine a 5  $\mu\text{m}$  particle size with extremely high pore volume to give the highest possible resolution, ensuring the most detailed information possible from your analysis.

### PolyPore

Description	Size (mm)	Part No.
PolyPore	7.5 x 300	PL1113-6500
PolyPore guard	7.5 x 50	PL1113-1500

### Comparison of PolyPore with conventional individual pore size GPC columns

**Column A:** 2 x PolyPore  
PL1113-6500  
7.5 x 300 mm

**Column B:** PLgel 10<sup>3</sup>Å  
7.5 x 300 mm, 5 μm

**Column C:** PLgel 10<sup>5</sup>Å  
7.5 x 300 mm, 5 μm

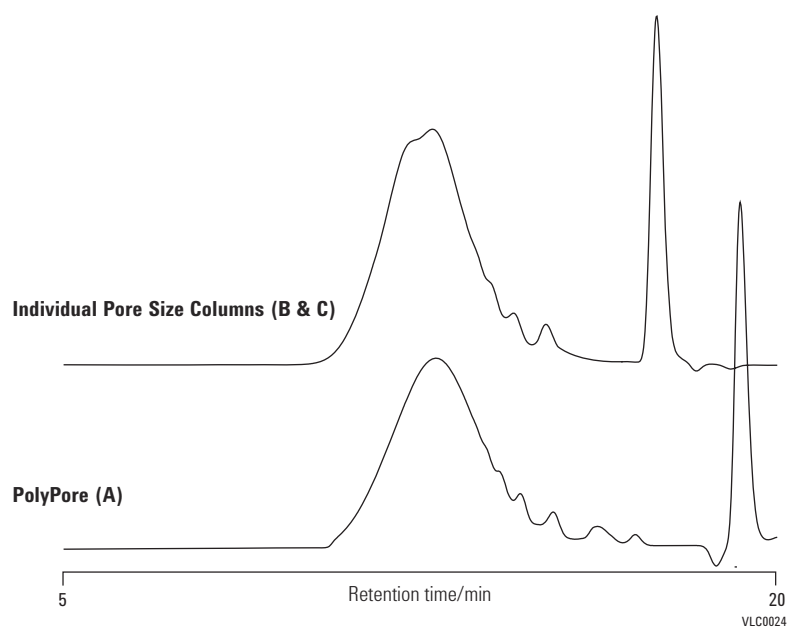
Sample: High MW Resin

Mobile Phase: THF

Flow Rate: 1.0 mL/min

Injection Volume: 100 μL

Detector: Agilent PL-GPC 50 (RI)



### Polymethylmethacrylate in DMF

**Column:** 2 x PolyPore  
PL1113-6500  
7.5 x 300 mm

Sample: Commercial PMMA

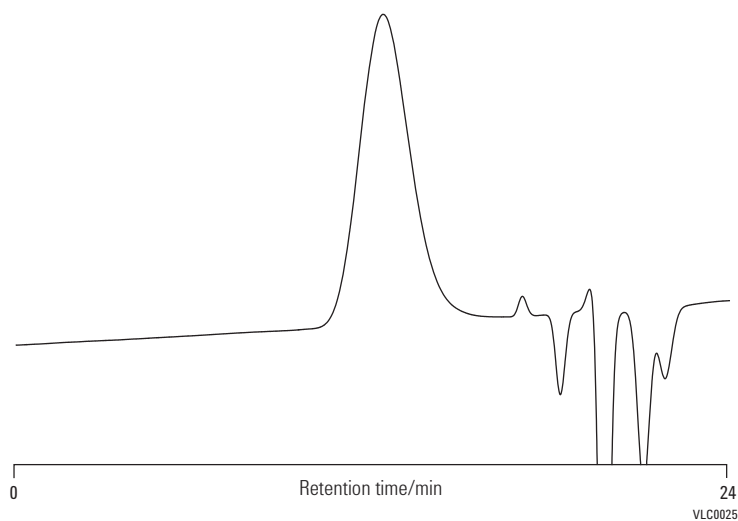
Mobile Phase: DMF + 0.1% LiBr

Flow Rate: 1.0 mL/min

Temperature: 80 °C

Injection Volume: 100 μL

Detector: Agilent PL-GPC 50 (RI)



## ResiPore

- Efficient separation of complex molecular weight distributions
- Reveals oligomer content to provide a true representation of the sample
- High pore volume extracts maximum information from the analyte

ResiPore columns are the ideal choice for the analysis of resins and condensation polymers with complex molecular weight distributions that include oligomer content. By combining a 3  $\mu\text{m}$  particle size and high pore volume, high efficiency ResiPore columns offer maximum resolution of these intermediate molecular weight polymers.

### ResiPore

Description	Size (mm)	Part No.
ResiPore	7.5 x 300	PL1113-6300
ResiPore guard	7.5 x 50	PL1113-1300



**Alkyd resin**

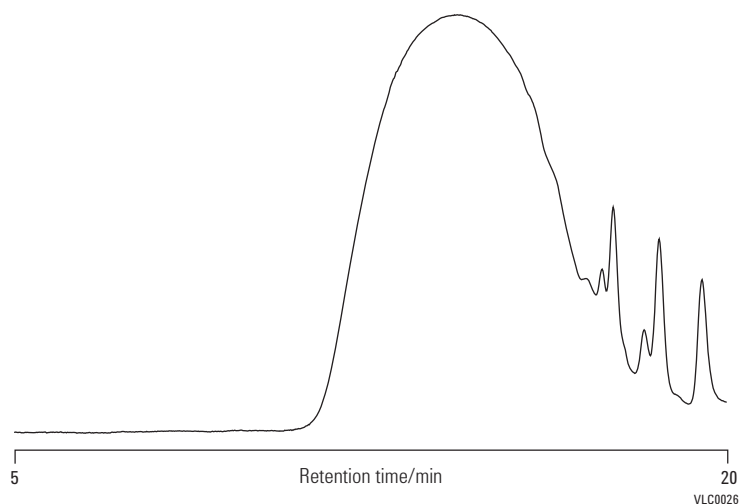
**Column:** 2 x ResiPore  
PL1113-6300  
7.5 x 300 mm

Mobile Phase: THF

Flow Rate: 1.0 mL/min

Injection Volume: 20  $\mu$ L

Detector: UV, 254 nm

**Polyester**

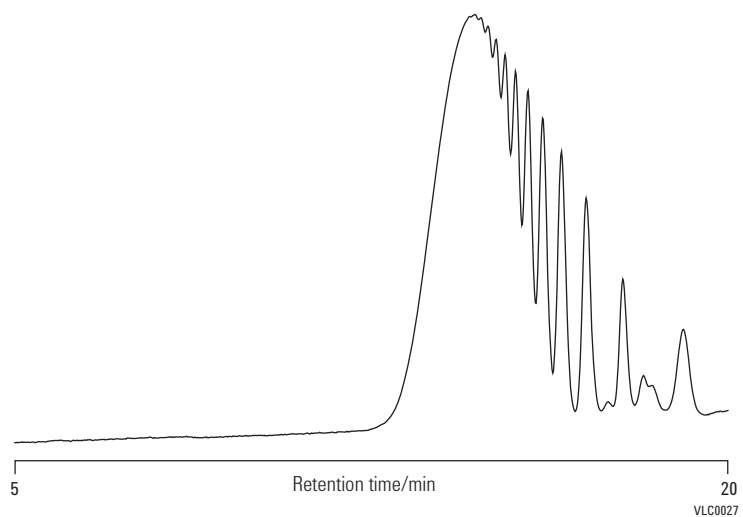
**Column:** 2 x ResiPore  
PL1113-6300  
7.5 x 300 mm

Mobile Phase: THF

Flow Rate: 1.0 mL/min

Injection Volume: 20  $\mu$ L

Detector: UV, 254 nm



## MesoPore

- Full solvent compatibility with no detrimental effect on efficiency
- Low particle size extracts maximum information from the analyte
- No MWD dislocations so the distribution is an accurate representation of the sample

MesoPore columns have been specifically designed to provide optimum results in the analysis of prepolymers, i.e. polymeric materials with a large oligomeric component. By combining a 3  $\mu\text{m}$  particle size with high pore volume, MesoPore columns give the highest resolution separations for the analysis of low molecular weight polymers, such as prepolymers, resins, polyols, and siloxanes.

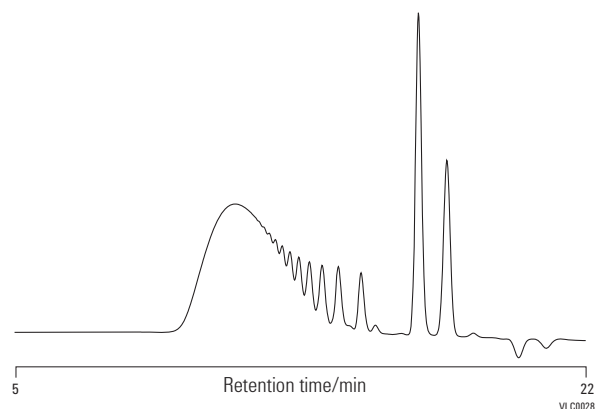
### MesoPore

Description	Size (mm)	Part No.
MesoPore	7.5 x 300	PL1113-6325
MesoPore guard	7.5 x 50	PL1113-1325

#### Polyurethanes

**Column:** 2 x MesoPore  
PL1113-6325  
7.5 x 300 mm

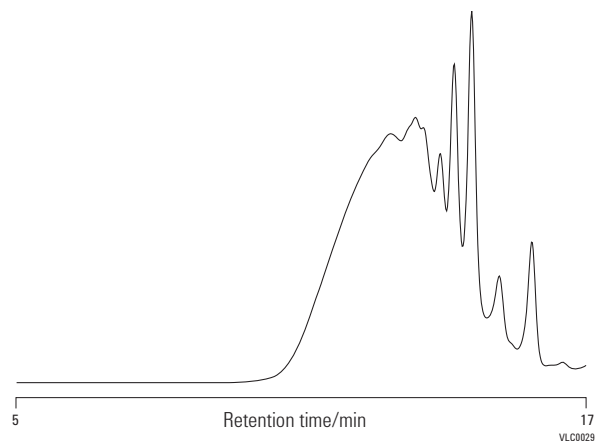
Mobile Phase: THF  
Flow Rate: 1.0 mL/min  
Injection Volume: 20  $\mu\text{L}$   
Detector: Agilent PL-GPC 50 (RI)



#### Polyesterimide

**Column:** 2 x MesoPore  
PL1113-6325  
7.5 x 300 mm

Mobile Phase: THF  
Flow Rate: 1.0 mL/min  
Injection Volume: 20  $\mu\text{L}$   
Detector: Agilent PL-GPC 50 (RI)



## OligoPore

- Near linear calibration curve for best accuracy and precision
- Very stable media allows for a wide choice of solvents
- Isolation of individual fractions reveals more information from whole samples

OligoPore columns have been developed from an innovative new media that exhibits significantly increased pore volumes compared to conventional low pore size GPC columns. The outcome is higher resolution in the oligomeric region. The 300 x 25 mm preparative column offers high resolution at greatly increased loading for effective isolation of individual components. Oligomer fractions collected from the OligoPore preparative column can then be re-injected on analytical columns to check for the purity of the fractions and for comparison with the whole sample.

### OligoPore

Description	Size (mm)	Part No.
OligoPore	25 x 300	PL1213-6520
OligoPore	7.5 x 300	PL1113-6520
OligoPore guard	7.5 x 50	PL1113-1320

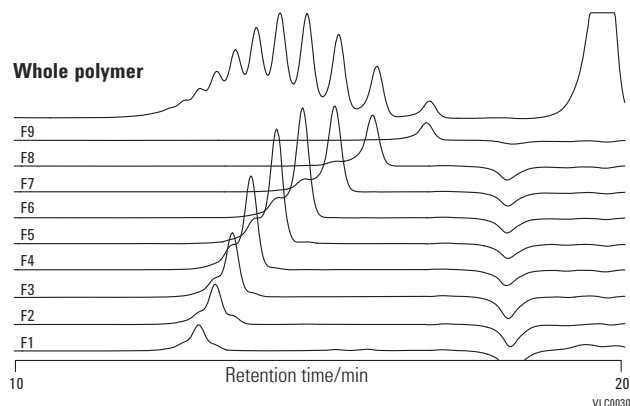
**Analysis of low molecular weight polystyrene and oligomer fractions collected from OligoPore preparative columns**

**Column:** 2 x OligoPore  
PL1113-6520  
7.5 x 300 mm

Mobile Phase: THF

Flow Rate: 1.0 mL/min

Detector: UV



VLC0030

**Analytical separation of low molecular weight polystyrene**

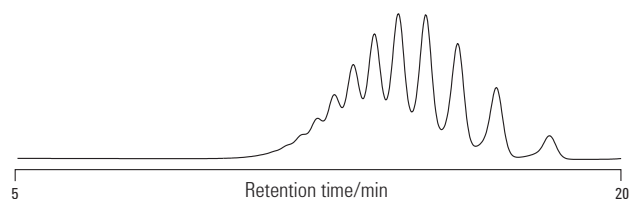
**Column:** 2 x OligoPore  
PL1213-6520  
7.5 x 300 mm

Mobile Phase: THF

Flow Rate: 1.0 mL/min

Loading: 0.2%, 100 mL

Detector: UV



**Preparative separation of low molecular weight polystyrene**

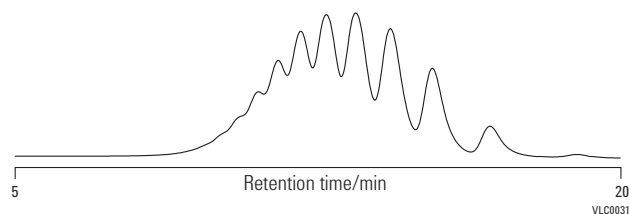
**Column:** 2 x OligoPore  
PL1213-6520  
25 x 300 mm

Mobile Phase: THF

Flow Rate: 10.0 mL/min

Loading: 2.0%, 2 mL

Detector: UV



VLC0031

# Aqueous SEC of Polymers

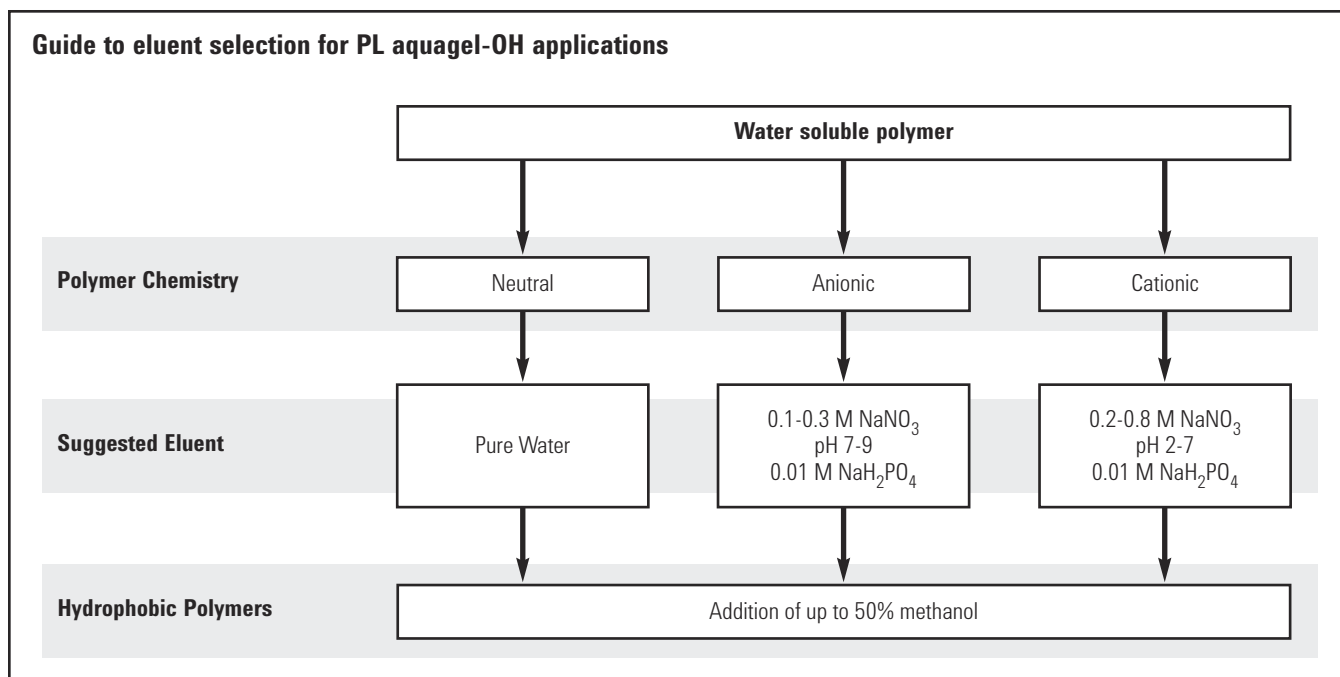
## PL aquagel-OH SEC

Aqueous size exclusion chromatography (SEC) is widely used for the determination of molecular weight distributions of a variety of synthetic and naturally occurring water-soluble polymers, and separations of oligomers and small molecules. The requirement to eliminate ionic and hydrophobic effects makes aqueous SEC very demanding.

The PL aquagel-OH series provides a chemically and physically stable matrix for reliable aqueous SEC separations. The columns are packed with macroporous copolymer beads with an extremely hydrophilic polyhydroxyl functionality. The "neutral" surface and the capability to operate across a wide range of eluent conditions provide for high performance analyses of compounds with neutral, ionic, and hydrophobic moieties, alone or in combination. PL aquagel-OH is available for analytical and preparative applications.

## Optimizing Conditions for Aqueous SEC with PL aquagel-OH Columns

Due to the complex nature of water-soluble polymers, it is often necessary to modify the eluent in order to avoid sample-to-sample and sample-to-column interactions which can result in poor aqueous SEC separations. The excellent stability of the PL aquagel-OH packing material allows the eluent to be tailored to suit the polymer, while retaining the high column efficiency. For ionic interactions, the eluent can be modified by the addition of salt and/or the adjustment of pH. For water soluble polymers with a hydrophobic character, only the addition of a weak organic solvent (methanol) is required to inhibit hydrophobic interactions.



**PL aquagel-OH Column Selection Guide**

Sample Type	Typical Applications	Recommended Column Sets
Low MW polymers and oligomers	Surfactants, oligosaccharides, PEGs, lignosulfonates, polyacrylates	2 or 3, 30, 20 PL aquagel-OH 8 μm, or PL aquagel-OH 20 5 μm, or PL aquagel-OH MIXED-M 8 μm
Polydisperse synthetic or naturally occurring polymers	Polysaccharides, PVA, cellulose derivatives, PEO, polyacrylic acid	2 or 3 PL aquagel-OH MIXED-H 8 μm, or PL aquagel-OH 60/50/40 8 μm
Very high MW polymers	Polyacrylamides, hyaluronic acids, CMC, starches, gums	PL aquagel-OH 60/50/40 15 μm in series

## PL aquagel-OH Analytical

- Highly stable matrix ensures reliable separations, even with modified eluents
- MIXED columns cover a wide range of molecular weights, simplifying column selection
- Highly versatile for neutral, polar, anionic and cationic samples

The PL aquagel-OH analytical series has a pH range of 2-10, compatibility with organic solvent (up to 50% methanol), mechanical stability up to 140 bar (2030 psi) and low column operating pressures.

### PL aquagel-OH Analytical

Description	Size (mm)	MW Range (g/mol) (PEG/PEO)	Guaranteed Efficiency (p/m)	Part No.
PL aquagel-OH 20 5 µm	7.5 x 300	100-20,000	> 5,000	PL1120-6520
PL aquagel-OH 20 8 µm	7.5 x 300	100-20,000	> 35,000	PL1149-6820
PL aquagel-OH 30 8 µm	7.5 x 300	100-30,000	> 35,000	PL1120-6830
PL aquagel-OH 40 8 µm	7.5 x 300	10,000-200,000	> 35,000	PL1149-6840
PL aquagel-OH 40 15 µm	7.5 x 300	10,000-200,000	> 15,000	PL1149-6240
PL aquagel-OH 50 8 µm	7.5 x 300	50,000-1,000,000	> 35,000	PL1149-6850
PL aquagel-OH 50 15 µm	7.5 x 300	50,000-1,000,000	> 15,000	PL1149-6250
PL aquagel-OH 60 8 µm	7.5 x 300	200,000-> 10,000,000	> 35,000	PL1149-6860
PL aquagel-OH 60 15 µm	7.5 x 300	200,000-> 10,000,000	> 15,000	PL1149-6260
PL aquagel-OH MIXED-H 8 µm	7.5 x 300	100-10,000,000	> 35,000	PL1149-6800
PL aquagel-OH MIXED-M 8 µm	7.5 x 300	Up to 600,000	> 35,000	PL1149-6801
PL aquagel-OH 10 µm guard	25 x 25			PL1249-1120
PL aquagel-OH 5 µm guard	7.5 x 50			PL1149-1530
PL aquagel-OH 8 µm guard	7.5 x 50			PL1149-1840

### TIPS & TOOLS

Buffers in a stored column may crystallize and cause damage. Flush the column with water containing a small amount of sodium azide to prevent biological growth.



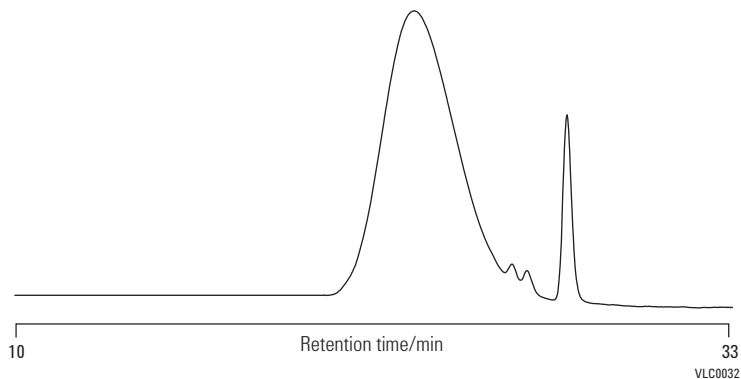
**Polyvinyl alcohol**

**Column:** 3 x PL aquagel-OH MIXED-H 8µm  
 PL1149-6800  
 7.5 x 300 mm

Mobile Phase: 0.2 M NaNO<sub>3</sub>, 0.01 M NaH<sub>2</sub>PO<sub>4</sub>, pH 7

Flow Rate: 1.0 mL/min

Detector: Agilent PL-GPC 50 (RI)



VLC0032

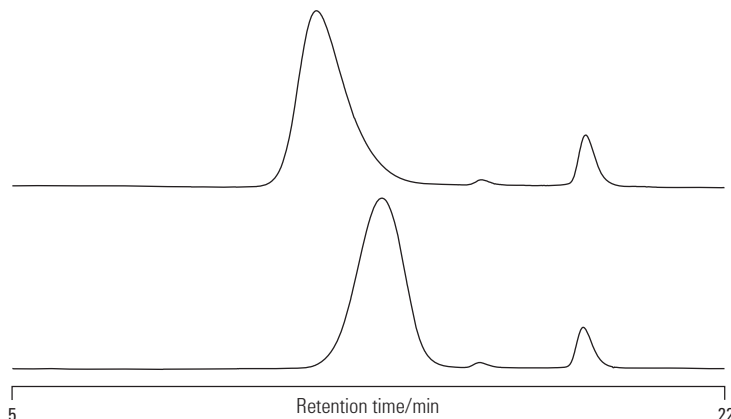
**Heparin**

**Column:** 2 x PL aquagel-OH 30 8 µm  
 PL1120-6830  
 7.5 x 300 mm

Mobile Phase: 0.2 M NaNO<sub>3</sub>, 0.01 M NaH<sub>2</sub>PO<sub>4</sub>, pH 7

Flow Rate: 1.0 mL/min

Detector: Agilent PL-GPC 50 (RI)



VLC0033



**Hyaluronic acid**

**Column:** PL aquagel-OH 60 15  $\mu\text{m}$   
 PL1149-6260  
 7.5 x 300 mm

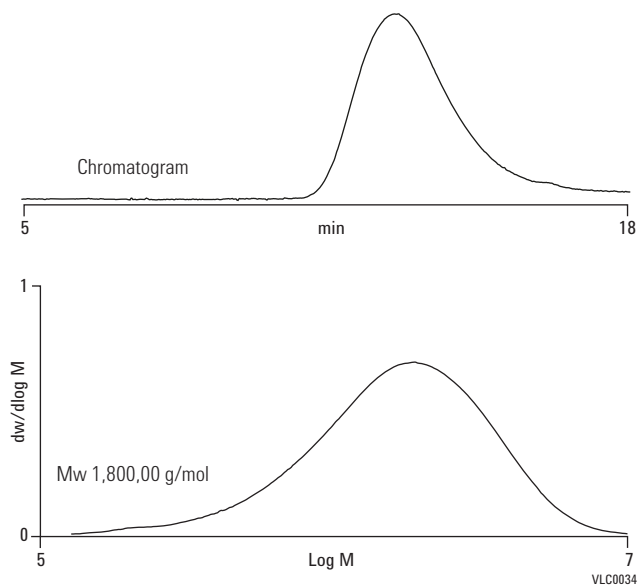
**And**

**PL aquagel-OH 40 15  $\mu\text{m}$**   
**PL1149-6240**  
**7.5 x 300 mm**

Mobile Phase: 0.2 M  $\text{NaNO}_3$ , 0.01 M  $\text{NaH}_2\text{PO}_4$ , pH 7

Flow Rate: 1.0 mL/min

Detector: Agilent PL-GPC 50 (RI)

**Differences in composition of two alkyl naphthalene sulfonates**

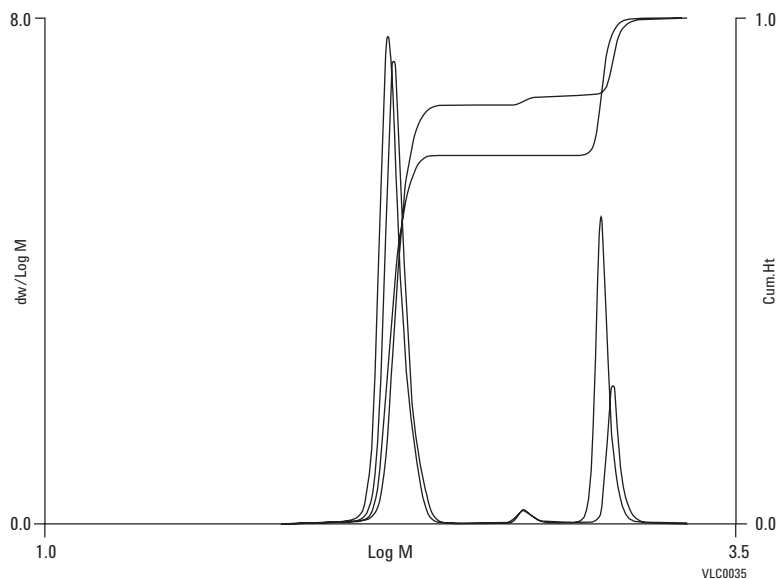
**Column:** 2 x PL aquagel-OH 20 5 $\mu\text{m}$   
 PL1120-6520  
 7.5 x 300 mm

Mobile Phase: 0.25 M ammonium formate in water

Flow Rate: 1.0 mL/min

Injection Volume: 20  $\mu\text{L}$

Detector: ELS (neb=30  $^{\circ}\text{C}$ , evap=30  $^{\circ}\text{C}$ , gas=1.4 SLM)



## PL aquagel-OH Preparative

- Up to 10 times scale-up maximizes yield
- High loading maximizes sample throughput
- Carefully chosen particle size provides optimum resolution

Preparative SEC is used for the fractionation of a wide variety of water-soluble samples based on their size in solution. The technique is applied to the fractionation of disperse polymers or to isolate components in a polymer formulation.

Preparative PL aquagel-OH columns and associated guard columns enable rapid and convenient scale-up from analytical separations. The 25 mm id prep column offers at least a 10 times scale-up in loading from the 7.5 mm id analytical columns. Typically, a 10 mL/min flow rate results in a separation time of ten minutes with a 300 mm column. The columns are packed with the same robust macroporous particles as the analytical column range. The 8  $\mu$ m particle size provides optimum resolution and loading characteristics with column efficiency > 20,000 plates/m.

### PL aquagel-OH Preparative

Description	Size (mm)	MW Range (g/mol) (PEG/PEO)	Part No.
PL aquagel-OH 30 8 $\mu$ m	25 x 300	100-30,000	PL1220-6130
PL aquagel-OH 40 8 $\mu$ m	25 x 300	10,000-200,000	PL1249-6140
PL aquagel-OH 50 8 $\mu$ m	25 x 300	50,000-1,000,000	PL1249-6150
PL aquagel-OH MIXED 8 $\mu$ m	25 x 300	100-10,000,000	PL1249-6100
PL aquagel-OH 10 $\mu$ m guard	25 x 25		PL1249-1120

#### Polyvinyl alcohol

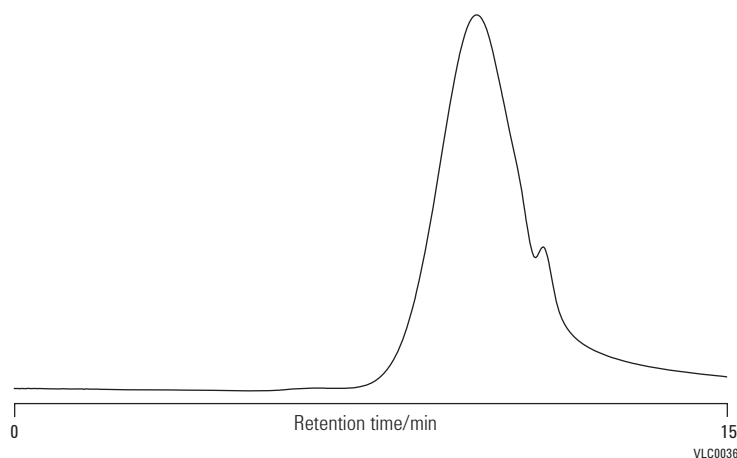
**Column:** PL aquagel-OH 40 8  $\mu$ m  
PL1249-6140  
25 x 300 mm

Mobile Phase: 0.2 M NaNO<sub>3</sub>, 0.01 M NaH<sub>2</sub>PO<sub>4</sub>, pH 7

Flow Rate: 10.0 mL/min

Loading: 10 mg/mL, 2 mL

Detector: Agilent PL-GPC 50 (RI)



**GPC Column Accessories**

<b>Description</b>	<b>Unit</b>	<b>Part No.</b>
Frit removal tool for threaded columns only	1/pk	PL1310-0001
2 µm frit kit for threaded columns, 7.5 mm id	5/pk	PL1310-0002
5 µm frit kit for threaded columns, 7.5 mm id	5/pk	PL1310-0012
10 µm frit kit for threaded columns, 7.5 mm id	5/pk	PL1310-0036
PLgel column repair gel, 10 µm	1/pk	PL1410-0101
PLgel column repair gel, 5 µm	1/pk	PL1410-0501
Column connecting nuts, 1/16 in tube	5/pk	PL1310-0007
Tubing ferrules, 1/16 in tube	5/pk	PL1310-0008
Connecting tubing, 10 cm length, 0.01 in id	10/pk	PL1310-0048
LDV intercolumn stainless steel connector	1/pk	PL1310-0005
PLgel column repair gel, 3 µm	1/pk	PL1410-0301
PLgel Olexis column repair gel	1/pk	PL1410-0200

## Polymer Standards for GPC/SEC

Polymer standards from Agilent are the ideal reference materials for generating accurate, reliable GPC/SEC column calibrations, with the assurance of the ISO 9001:2000 quality standard. Additional applications for our highly characterized homopolymers exhibiting unique characteristics are used as model polymers for research and analytical method development.

Agilent manufactures the highest quality polymer standards with extremely narrow polydispersity and the widest molecular weight range commercially available. These quality polymer standards are supplied with extensive characterization data utilizing a variety of independent techniques (e.g. light scattering and viscometry) and high performance GPC to verify polydispersity and assign that all important peak molecular weight (Mp).

Our comprehensive range of EasiVial, EasiCal, and traditional calibration kits has been specifically designed to cover all molecular weight ranges for organic and aqueous GPC/SEC applications. We provide you with the widest choice to maximize your specific characterization needs. In addition, we supply other polymers as individual molecular weights, and broad distribution polymers for system validation or broad standard calibration procedures.



## Calibration Kits

Agilent offers a wide range of polymer standards kits for conventional GPC/SEC column calibration or for calibrating light scattering and viscometry detectors. The kits are in boxed sets of ten different polymer standards covering a particular molecular weight range, to be used with organic and aqueous, medium polarity, and polar solvents. Every individual polymer has its own Certificate of Analysis of the analytical conditions and values, such as  $M_p$  needed for constructing a calibration plot. The polymers are chosen to give equidistant calibration points on a logarithmic MW scale, providing a more uniform calibration curve.

## Individual Polymer Molecular Weights

We design our individual standards to have the narrowest molecular weight distribution commercially available. Additionally, they cover the widest molecular weight range, from 162-15 million MW. The current polystyrene nominal molecular weight of 15 million MW has a polydispersity  $\leq 1.10$ . These standards are generally available in 1, 5 and 10 g quantities, and each comes with its own Certificate of Analysis detailing analysis conditions and relevant data.

### GPC/SEC Standards Selection Guide

Polymer Type	Individual		Calibration		Type of GPC/SEC
	MW	Kits	EasiCal	EasiVial	
Polystyrene	✓	✓	✓	✓	Organic
Polymethylmethacrylate	✓	✓		✓	Organic
Polyethylene glycol (PEG)	✓	✓		✓	Organic/Aqueous
Polyethylene oxide (PEO)	✓	✓		✓	Organic/Aqueous
Pullulan polysaccharide	✓	✓			Organic/Aqueous
Polyacrylic acid Na salt	✓	✓			Aqueous

## EasiVial

- Eliminates tedious weighing procedures to improve calibration accuracy
- Reduces solvent dispensing to limit risks associated with handling solvents
- For conventional and multi detector GPC to maximize applicability

For organic and aqueous GPC/SEC column calibration, this premier product is the quickest and most convenient method to deliver an accurate 12-point column calibration.

The key to achieving baseline separation from polymer mixtures, and therefore eliminating doubt and errors, is in selecting only the narrowest polydispersity polymers. This is where Agilent polymer standards excel and deliver, as shown in the chromatograms.

The EasiVial standards kit is a pre-prepared, time saving product for rapid and reliable GPC column calibration. EasiVial kits contain three vials, each with a mixture of four accurately pre-weighed polymer standards, providing a 12-point GPC calibration in just three injections. The mass of each polymer in the vial is accurately known, so that upon addition of a fixed volume of eluent, the solution is prepared at a precise concentration. EasiVial is ideal for both conventional and multi detector GPC calibration. Simply prepare and manually inject, or transfer to autosampler vials, or place directly into a compatible autosampler.

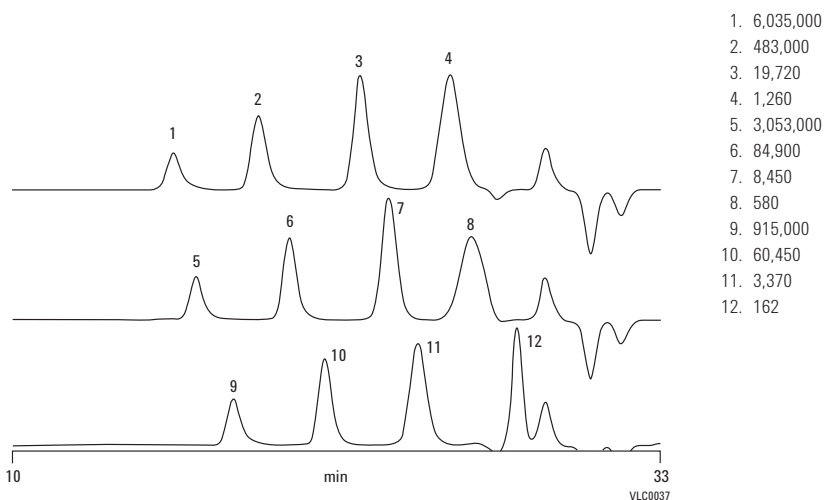
Every EasiVial kit contains 30 vials (ten of each type) that are color-coded for easy identification and are available in 4 or 2 mL vials making them suitable for most autosamplers. The kits are available for polystyrene (PS), polymethylmethacrylate (PMMA), polyethylene glycol/oxide (PEG/PEO) and polyethylene glycol (PEG). For added value, a Tri-Pack (90 vials) is offered, extending reproducibility.



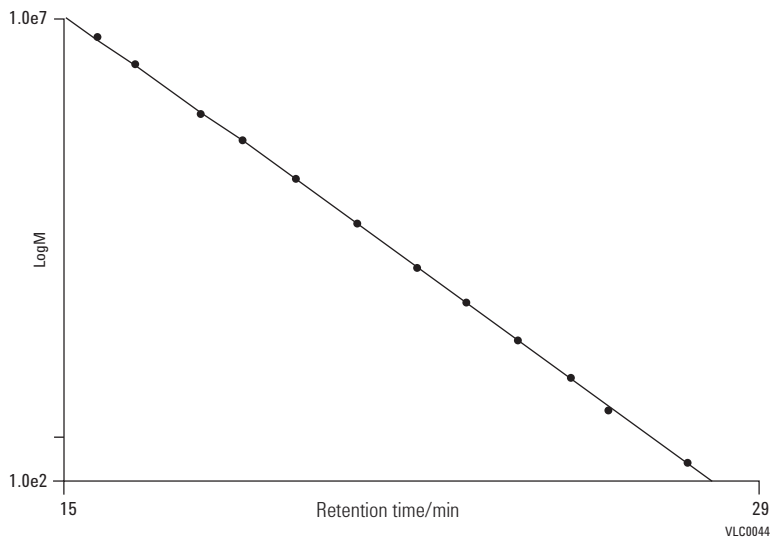
**EasiVial PS-H**

**Column:** 3 x PLgel 10 µm MIXED-B  
 PL1110-6100  
 7.5 x 300 mm

Mobile Phase: THF  
 Flow Rate: 1.0 mL/min  
 Temperature: 40 °C  
 Detector: PL-GPC 220 (RI)



**Polystyrene calibration generated with EasiVials**



## Specifications

EasiVial Color	EasiVial PS-H	EasiVial PS-M	EasiVial PS-L	EasiVial PM	EasiVial PEG/PEO	EasiVial PEG
Nominal Mp (g/mol)						
Red	1,300	780	580	2,000	600	282
	20,000	6,000	3,000	30,000	12,000	1,000
	500,000	50,000	10,000	300,000	125,000	6,000
	6,000,000	400,000	40,000	2,000,000	1,200,000	35,000
Yellow	580	370	370	1,000	200	194
	8,500	2,500	2,000	13,000	4,000	600
	185,000	25,000	6,000	150,000	60,000	3,750
	3,000,000	200,000	25,000	800,000	1,000,000	21,000
Green	162	162	162	600	100	106
	3,400	1,500	1,000	5,700	1,500	420
	60,000	11,000	4,000	80,000	25,000	2,000
	900,000	100,000	16,000	470,000	460,000	12,000

## Description Key

PS: Polystyrene

PM: Polymethylmethacrylate

PEG/PEO: Polyethylene Glycol/Oxide

H: High

M: Medium

L: Low



## EasiVial Pre-weighed Calibration Kits

Description	Range of Nominal Mp (g/mol)	Vial Volume (mL)	Unit	Part No.
EasiVial PEG/PEO	100-1,200,000	2	30/pk	PL2080-0201
EasiVial PEG/PEO	100-1,200,000	4	30/pk	PL2080-0200
EasiVial PEG	106-35,000	2	30/pk	PL2070-0201
EasiVial PEG	106-35,000	4	30/pk	PL2070-0200
EasiVial PM	600-2,000,000	2	30/pk	PL2020-0201
EasiVial PM	600-2,000,000	4	30/pk	PL2020-0200
EasiVial PS-H	162-6,000,000	2	30/pk	PL2010-0201
EasiVial PS-H	162-6,000,000	4	30/pk	PL2010-0200
EasiVial PS-M	162-400,000	2	30/pk	PL2010-0301
EasiVial PS-M	162-400,000	4	30/pk	PL2010-0300
EasiVial PS-L	162-40,000	2	30/pk	PL2010-0401
EasiVial PS-L	162-40,000	4	30/pk	PL2010-0400
PEG/PEO Tri-Pack		2	90/pk	PL2080-0202
PEG/PEO Tri-Pack		4	90/pk	PL2080-0203
PEG Tri-Pack		2	90/pk	PL2070-0202
PEG Tri-Pack		4	90/pk	PL2070-0203
PMMA Tri-Pack		2	90/pk	PL2020-0202
PMMA Tri-Pack		4	90/pk	PL2020-0203
PS-H Tri-Pack		2	90/pk	PL2010-0202
PS-H Tri-Pack		4	90/pk	PL2010-0203
PS-L Tri-Pack		2	90/pk	PL2010-0402
PS-L Tri-Pack		4	90/pk	PL2010-0403



## EasiCal

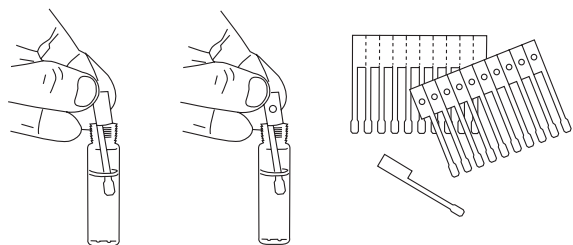
- Easy three-step process with no fuss
- Cost-effective format saves money
- Only two injections for improved productivity

The EasiCal system for organic solvents consists of two different combs, each with ten detachable spatulas, supporting a mixture of five polymer standards. The thin film of polymer (approximately 5 mg) on the tip of the PTFE spatulas rapidly dissolves when immersed in eluent to provide two GPC/SEC calibration solutions. A single pack provides ten spatulas of each type, with MWs selected to provide equidistant calibration points for greater accuracy.

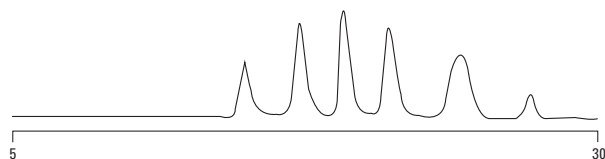
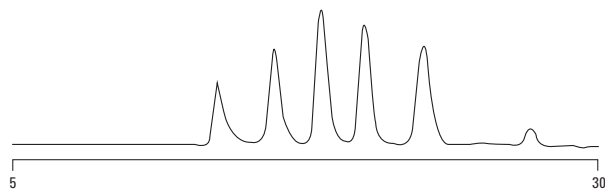
### EasiCal Pre-prepared Polystyrene Kits

Description	Range of Nominal Mp (g/mol)	Unit	Part No.
Polystyrene PS-1	580-7,500,000	1/pk	PL2010-0501
		5/pk	PL2010-0505
Polystyrene PS-2	580-400,000	1/pk	PL2010-0601
		5/pk	PL2010-0605

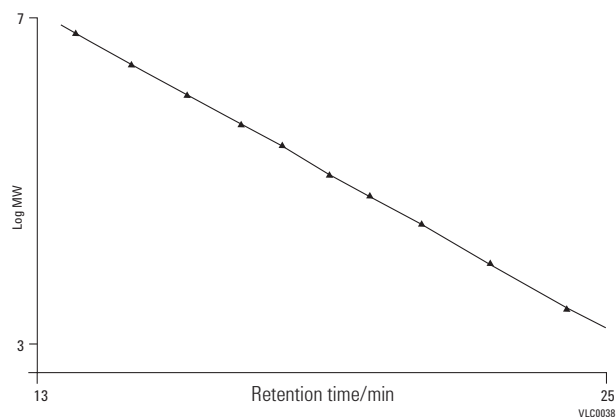
### Column calibration for GPC/SEC is as easy as 1, 2, 3...



1. Place one spatula of each type into appropriate volume of solvent.



2. Chromatograph each solution; only two injections required



3. Generate a 10-point calibration

## Polystyrene

- Compatible with most organic solvents
- Certificate of Analysis meets international protocols
- Calibration capability for virtually all applications

Polystyrene standards are the first choice for many organic solvents, either for conventional GPC column calibration or for calibrating light scattering and viscosity detectors. Our organic polymers cover a range from 162-15 million MW, with MWs selected to provide equidistant calibration points for greater accuracy. Every kit contains 0.5 g of ten different molecular weight standards.

### Calibration Kits, (All Kits 10 x 0.5 g)

<b>S-H-10</b> <b>Part No.</b> <b>PL2010-0103</b>	<b>S-H2-10</b> <b>Part No.</b> <b>PL2010-0104</b>	<b>S-M-10</b> <b>Part No.</b> <b>PL2010-0100</b>	<b>S-M2-10</b> <b>Part No.</b> <b>PL2010-0102</b>	<b>S-L-10</b> <b>Part No.</b> <b>PL2010-0101</b>	<b>S-L2-10</b> <b>Part No.</b> <b>PL2010-0105</b>
<b>Constituent Polymer Nominal Mp (g/mol)</b>					
300,000	1,000	580	580	162	162
460,000	3,000	1,450	1,400	580	370
700,000	8,600	4,000	2,400	900	580
1,100,000	25,000	10,000	4,750	1,400	800
1,700,000	73,000	27,000	9,500	2,200	1,000
2,600,000	210,000	66,000	19,000	3,400	1,500
4,000,000	600,000	180,000	38,000	5,100	1,900
6,200,000	1,780,000	460,000	75,000	8,100	2,500
9,500,000	5,000,000	1,190,000	150,000	12,800	3,200
15,000,000	15,000,000	3,000,000	300,000	20,000	4,500

### Description Key

H: High

M: Medium

L: Low

## Individual Polymer Molecular Weights

Polymer Nominal Mp (g/mol)	Nominal Mw/Mn	1 g Part No.	5 g Part No.	10 g Part No.
162	1.00	PL2012-1001	PL2012-1005	PL2012-1010
370	1.11	PL2012-0001	PL2012-0005	PL2012-0010
580	1.11	PL2012-2001	PL2012-2005	PL2012-2010
1,000	1.09	PL2012-3001	PL2012-3005	PL2012-3010
1,300	1.07	PL2012-4001	PL2012-4005	PL2012-4010
2,000	1.05	PL2012-5001	PL2012-5005	PL2012-5010
3,000	1.04	PL2012-6001	PL2012-6005	PL2012-6010
5,000	1.03	PL2012-7001	PL2012-7005	PL2012-7010
7,000	1.04	PL2012-8001	PL2012-8005	PL2012-8010
10,000	1.02	PL2012-9001	PL2012-9005	PL2012-9010
20,000	1.02	PL2013-1001	PL2013-1005	PL2013-1010
30,000	1.02	PL2013-2001	PL2013-2005	PL2013-2010
50,000	1.03	PL2013-3001	PL2013-3005	PL2013-3010
70,000	1.03	PL2013-4001	PL2013-4005	PL2013-4010
100,000	1.02	PL2013-5001	PL2013-5005	PL2013-5010
130,000	1.01	PL2013-6001	PL2013-6005	PL2013-6010
200,000	1.05	PL2013-7001	PL2013-7005	PL2013-7010
300,000	1.03	PL2013-8001	PL2013-8005	PL2013-8010
500,000	1.03	PL2013-9001	PL2013-9005	PL2013-9010
700,000	1.03	PL2014-0001	PL2014-0005	PL2014-0010
1,000,000	1.05	PL2014-1001	PL2014-1005	PL2014-1010
1,500,000	1.04	PL2014-2001	PL2014-2005	PL2014-2010
2,000,000	1.04	PL2014-3001	PL2014-3005	PL2014-3010
2,500,000	1.05	PL2014-4001	PL2014-4005	PL2014-4010
4,000,000	1.04	PL2014-6001	PL2014-6005	PL2014-6010
7,000,000	1.04	PL2014-7001	PL2014-7005	PL2014-7010
10,000,000	1.06	PL2014-8001	PL2014-8005	PL2014-8010
15,000,000	1.06	PL2014-9001	PL2014-9005	PL2014-9010

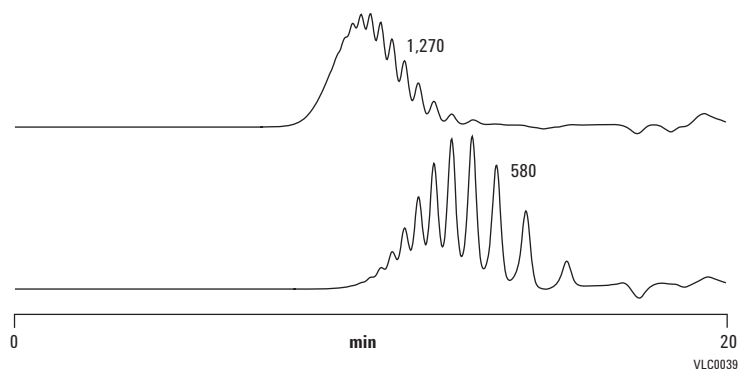
## Polystyrene standards

Column: 2 x OligoPore  
PL1113-6520  
7.5 x 300 mm

Mobile Phase: THF

Flow Rate: 1.0 mL/min

Detector: Agilent PL-GPC 50 (RI)



## Polymethylmethacrylate

- Many solvent options increase applicability
- Stringent quality control improves performance
- Proprietary manufacturing methods ensure consistent supply

Polymethylmethacrylate (PMMA) standards are extremely versatile as they can be used for organic GPC with a wide range of medium polarity eluents, such as tetrahydrofuran, toluene, methyl ethyl ketone, and ethyl acetate. They also work well with more polar organic eluents, for example dimethylformamide, dimethylacetamide, and hexafluoroisopropanol. The MWs are selected to provide equidistant calibration points for greater accuracy, covering from 500-1.5 million MW. Every kit contains 0.5 g of ten different molecular weight standards.

### Calibration Kits, (All Kits 10 x 0.5 g)

<b>M-L-10</b> <b>Part No.</b> <b>PL2010-0100</b>	<b>M-M-10</b> <b>Part No.</b> <b>PL2020-0101</b>
<b>Constituent Polymer Nominal Mp (g/mol)</b>	
600	1,000
840	2,200
1,400	5,000
2,350	11,200
3,900	25,500
6,400	58,000
10,800	130,000
18,000	290,000
30,000	660,000
50,000	1,500,000

### Description Key

M: Medium

L: Low

## Individual Polymer Molecular Weights

Polymer Nominal Mp (g/mol)	Nominal Mw/Mn	1 g Part No.	5 g Part No.	10 g Part No.
500	1.19	PL2022-2001	PL2022-2005	PL2022-2010
1,000	1.26	PL2022-3001	PL2022-3005	PL2022-3010
2,000	1.08	PL2022-5001	PL2022-5005	PL2022-5010
3,000	1.08	PL2022-6001	PL2022-6005	PL2022-6010
5,000	1.09	PL2022-7001	PL2022-7005	PL2022-7010
7,000	1.08	PL2022-8001	PL2022-8005	PL2022-8010
10,000	1.03	PL2022-9001	PL2022-9005	PL2022-9010
13,000	1.03	PL2023-0001	PL2023-0005	PL2023-0010
20,000	1.03	PL2023-1001	PL2023-1005	PL2023-1010
30,000	1.02	PL2023-2001	PL2023-2005	PL2023-2010
50,000	1.02	PL2023-3001	PL2023-3005	PL2023-3010
70,000	1.02	PL2023-4001	PL2023-4005	PL2023-4010
100,000	1.02	PL2023-5001	PL2023-5005	PL2023-5010
130,000	1.05	PL2023-6001	PL2023-6005	PL2023-6010
200,000	1.02	PL2023-7001	PL2023-7005	PL2023-7010
300,000	1.02	PL2023-8001	PL2023-8005	PL2023-8010
500,000	1.06	PL2023-9001	PL2023-9005	PL2023-9010
700,000	1.03	PL2024-0001	PL2024-0005	PL2024-0010
1,000,000	1.09	PL2024-1001	PL2024-1005	PL2024-1010
1,500,000	1.09	PL2024-2001	PL2024-2005	PL2024-2010

## Polymethylmethacrylate standards

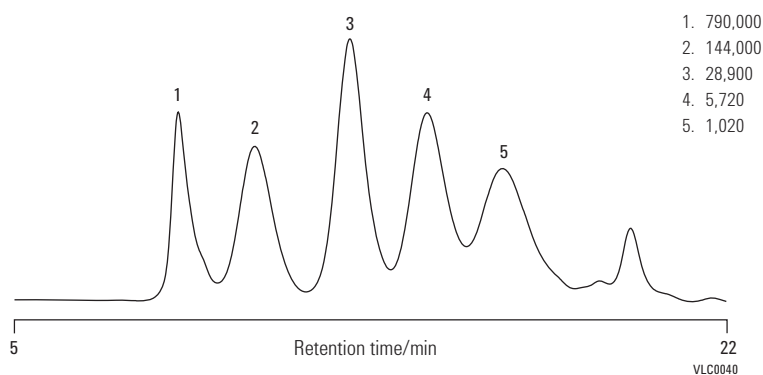
**Column:** 2 x PL HFIPgel  
PL1114-6900HFIP  
7.5 x 300 mm

Mobile Phase: HFIP + 20 mM NaTFAc

Flow Rate: 1.0 mL/min

Temperature: 40 °C

Detector: Agilent PL-GPC 50 (RI)



## Polyethylene Glycol/Oxide

- Simple-to-use kit form
- Combines glycols and oxides to extend the MW range and cover more applications
- MWs selected to provide equidistant calibration points for greater accuracy

These hydrophilic polymers are suitable for both aqueous SEC and organic GPC using the majority of polar organic solvents. The oxides are available in high molecular weights, while the glycols cover the lower molecular weight range. The two types are chemically similar so they can be used together across a wider molecular weight range, with aqueous and organic polymers from 106-1 million MW. Every kit contains 0.2 g or 0.5 g of ten different molecular weight standards.

### Calibration Kits

<b>PEG-10 (10 x 0.5 g)</b>	<b>PEO-10 (10 x 0.2 g)</b>
<b>Part No.</b>	<b>Part No.</b>
<b>PL2070-0100</b>	<b>PL2080-0101</b>
<b>Constituent Polymer Nominal Mp (g/mol)</b>	
106	20,000
194	30,000
400	50,000
600	70,000
1,000	100,000
2,000	200,000
4,000	300,000
7,000	400,000
13,000	700,000
20,000	1,000,000

## Individual Polymer Molecular Weights

Polymer Nominal Mp (g/mol)	Nominal Mw/Mn	1 g Part No.	5 g Part No.	10 g Part No.
<b>Polyethylene Glycol</b>				
106	1.00	PL2070-1001	PL2070-1005	PL2070-1010
194	1.00	PL2070-2001	PL2070-2005	PL2070-2010
238	1.00	PL2071-2001	PL2071-2005	PL2071-2010
282	1.00	PL2071-3001	PL2071-3005	PL2071-3010
420	1.09	PL2070-3001	PL2070-3005	PL2070-3010
600	1.06	PL2070-4001	PL2070-4005	PL2070-4010
1,000	1.04	PL2070-5001	PL2070-5005	PL2070-5010
1,500	1.04	PL2070-6001	PL2070-6005	PL2070-6010
4,000	1.03	PL2070-7001	PL2070-7005	PL2070-7010
7,000	1.04	PL2070-8001	PL2070-8005	PL2070-8010
10,000	1.05	PL2070-9001	PL2070-9005	PL2070-9010
13,000	1.07	PL2071-0001	PL2071-0005	PL2071-0010
20,000	1.07	PL2071-1001	PL2071-1005	PL2071-1010
<b>Polyethylene Oxide</b>				
20,000	1.05	PL2083-1001	PL2083-1005	PL2083-1010
30,000	1.07	PL2083-2001	PL2083-2005	PL2083-2010
50,000	1.05	PL2083-3001	PL2083-3005	PL2083-3010
70,000	1.05	PL2083-4001	PL2083-4005	PL2083-4010
100,000	1.06	PL2083-5001	PL2083-5005	PL2083-5010
130,000	1.07	PL2083-6001	PL2083-6005	PL2083-6010
200,000	1.07	PL2083-7001	PL2083-7005	PL2083-7010
300,000	1.07	PL2083-8001	PL2083-8005	PL2083-8010
500,000	1.06	PL2083-9001	PL2083-9005	PL2083-9010
700,000	1.07	PL2084-0001	PL2084-0005	PL2084-0010
1,000,000	1.12	PL2084-1001	PL2084-1005	PL2084-1010
1,500,000	1.13	PL2084-2001	PL2084-2005	PL2084-2010

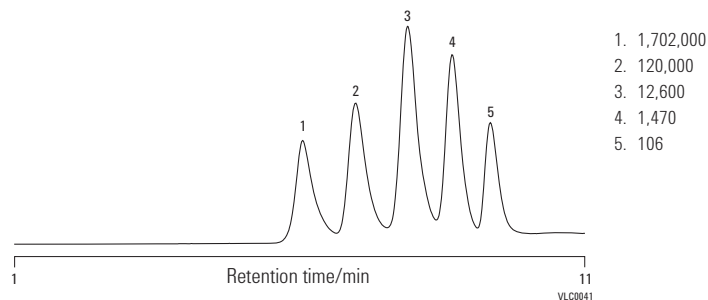
## Polyethylene Glycol/Oxide standards

**Column:** PL aquagel-OH MIXED-H 8  $\mu$ m  
PL1149-6800  
7.5 x 300 mm

Mobile Phase: Water

Flow Rate: 1.0 mL/min

Detector: Agilent PL-GPC 50 (RI)





## Polysaccharides

- Comprehensive format provides full MW range in one handy kit
- Also available as individual standards

The pullulan polysaccharides kit consists of several simple sugars with relatively narrow polydispersity linear macromolecules of maltotriose units.

### Calibration Kits

---

**SAC-10 (10 x 0.2 g)**

**Part No.**

**PL2090-0100**

---

**Constituent Polymer Nominal Mp (g/mol)**

---

180

---

738

---

5,000

---

10,000

---

20,000

---

50,000

---

100,000

---

200,000

---

400,000

---

700,000

---

**Individual Polymer Molecular Weights**

Polymer Nominal Mp (g/mol)	Unit	Part No.
1,500	0.2 g	PL2091-2000
2,000	0.2 g	PL2091-3000
3,000	0.2 g	PL2091-4000
5,000	0.5 g	PL2090-1000
20,000	0.5 g	PL2090-3000
50,000	0.5 g	PL2090-4000
100,000	0.5 g	PL2090-5000
200,000	0.5 g	PL2090-6000
700,000	0.5 g	PL2090-8000
1,660,000	0.2 g	PL2091-1000

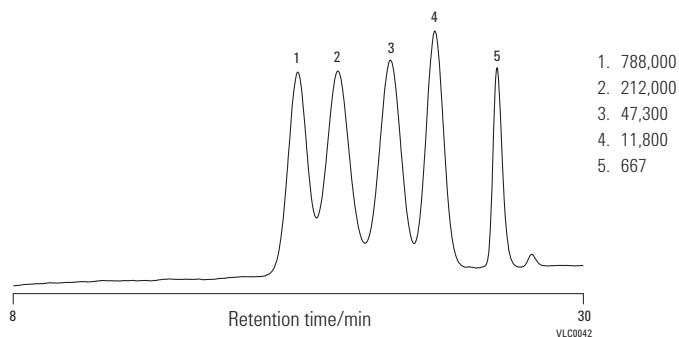
**Pullulan polysaccharide standards**

**Column:** 3 x PL aquagel-OH MIXED-H 8 µm  
 PL1149-6800  
 7.5 x 300 mm

Mobile Phase: 0.2 M NaNO<sub>3</sub>, 0.01 M NaH<sub>2</sub>PO<sub>4</sub>, pH 7

Flow Rate: 1.0 mL/min

Detector: Agilent PL-GPC 50 (RI)



## Polyacrylic Acid

- Compatible with all aqueous columns for wide applicability
- Aqueous polymers 1,000-2 million MW
- Well-characterized Mp values ensure wide utility

### Calibration Kits

**PAA-10 (10 x 0.2 g)**

**Part No.**

**PL2140-0100**

**Constituent Polymer Nominal Mp (g/mol)**

1,000

3,000

7,000

13,000

30,000

70,000

100,000

300,000

700,000

1,000,000

### Individual Polymer Molecular Weights

<b>Polymer Nominal Mp (g/mol)</b>	<b>0.2 g Part No.</b>	<b>1 g Part No.</b>
1,000	PL2142-3000	PL2142-3001
2,000	PL2142-5000	
3,000	PL2142-6000	PL2142-6001
5,000	PL2142-7000	PL2142-7001
7,000	PL2142-8000	PL2142-8001
13,000	PL2143-0000	PL2143-0101
30,000	PL2143-2000	PL2143-2001
50,000	PL2143-3000	PL2143-3001
70,000	PL2143-4000	PL2143-4001
100,000	PL2143-5000	PL2143-5001
130,000	PL2143-6000	PL2143-6001
200,000	PL2143-7000	PL2143-7001
300,000	PL2143-8000	PL2143-8001
500,000	PL2143-9000	PL2143-9001
700,000	PL2144-0000	PL2144-0101
1,000,000	PL2144-1000	PL2144-1001
1,500,000	PL2144-2000	PL2144-2001
2,000,000	PL2144-3000	PL2144-3001

## LC and LC/MS Troubleshooting

### HPLC Troubleshooting

Symptom Type	Possible Cause	Solution
Baseline disturbance at void time	Positive/negative – Difference in refractive index of injection solvent	Use mobile phase for sample solvent
Detector leaks	Plugged inlet frit	Replace seals/gaskets
Drifting baseline	Positive direction – Contaminant buildup/elution	Flush column, clean up sample, use pure solvents
	Positive/negative – Difference in refractive index of injection solvent	Use mobile phase for sample solvent
	Negative direction (gradient) – Absorbance of "A" mobile phase solvent	Use non-absorbing or HPLC-grade or better solvent
	Positive direction (gradient) – Absorbance of "B" mobile phase solvent	Use non-absorbing or HPLC-grade or better solvent
	Random – Temperature changes	Insulate column and tubing
	Random – Temperature changes	Thermostat column and tubing
	Wavy or undulating – Temperature changes in room	Monitor room temperature and control
Ghost peaks	Peaks from previous injection	Flush column to remove contaminants
	Contamination	Sample cleanup or pre-fractionation
	Unknown interferences in samples	Sample cleanup or pre-fractionation
	Ion-pair – Upset equilibrium	Prepare sample in actual mobile phase to minimize disturbance
	Peptide mapping – Oxidation of TFA	Prepare fresh daily; use anti-oxidant
	Reversed-phase – Contaminated water	Check suitability of water by running different amount through reversed-phase column and measure peak height with elution; use HPLC grade solvents
	Spikes – Bubbles in solvent	De-gas solvents
High column backpressure	Column blockage, adsorbed sample	Better sample cleanup; use guard column
	Mobile phase viscosity too high	Use lower viscosity solvents or higher temperature
	Particle size too small	Use larger $d_p$ packing
	Plugged inlet frit	Replace column
	Plugged inlet frit	Reverse solvent flow
Leaks	Subtle – White powder at fitting/loose fitting	Tighten fittings, cut tubing, or replace ferrules
Leaks, injection valve	Catastrophic – Worn valve rotor	Replace rotor in valve
Leaks, column or other fittings	Catastrophic – Loose fittings	Tighten or replace fittings
Leak, pump	Catastrophic – Pump seal failure	Replace pump seal

(Continued)

## HPLC Troubleshooting

Symptom Type	Possible Cause	Solution
Negative peaks	RI detector – solute refractive index less than solvent	No problem; reverse polarity to make positive
	UV detector – solute absorbance less than mobile phase	Use mobile phase with lower UV absorbance; do not recycle solvent too long
Noisy baseline	Random – Contaminant buildup	Flush column; clean up sample; use HPLC-grade solvent
	Continuous – Detector lamp problem	Replace detector lamp
	Occasional – External electrical interference	Use voltage stabilizer for LC system
Peak doubling	Sample volume too large	Reduce the volume e.g. by half and re-inject
	Injection solvent too strong	Use weaker injection solvent or mobile phase
	Blocked frit	Replace and use 0.5 µm porosity in-line filter
	Column void or channeling	Replace column; for some columns, fill in void with packing
	Unswept injector flowpath	Replace injector rotor
	Void at head of column	Replace column, top off column with packing
	Column overloaded with sample	Use higher capacity stationary phase Increase column diameter Decrease sample size
	Single peak – interfering components	Sample cleanup; pre-fractionation
Peak tailing	Beginning of peak doubling	See "peak doubling"
	Unswept dead volumes	Minimize number of connections Ensure injector seal is tight Ensure fittings are properly seated
	Basic compounds – Silanol interactions	Choose endcapped bonded phase Switch to polymeric phase
	Basic substances – Silanol interactions	Use stronger mobile phase or add competing base (e.g. TMA)
	Silica-based – Column degradation	Use specialty column; polymeric column or sterically protected

(Continued)

## HPLC Troubleshooting

Symptom Type	Possible Cause	Solution
Peaks are broad	Injection volume too large	Decrease solvent strength of injection solvent to focus solute
	Peak dispersion in injector valve	Introduce air bubble in front/back of sample to decrease dispersion
	Sampling rate of data system too slow	Increase frequency of sampling
	Slow detector time constant	Adjust time constant to match peak width
	Mobile phase viscosity too high	Increase column temperature
	Detector cell volume too large	Use smallest possible cell volume with no heat exchanger in system
	Injector volume too large	Decrease injection volume
	Long retention times	Use gradient elution or stronger mobile phase
Pressure fluctuation	Leaky check valve	Replace check valve
	Pump seal leaks	Replace pump seals
	Buildup of particulates	Filter sample; in-line filter; filter mobile phase
Pressure increasing	Buildup of particulates	Filter sample; in-line filter; filter mobile phase
	Water/organic systems – buffer precipitation	Test buffer-organic mixtures; ensure compatibility
Retention beyond total permeation volume	Size exclusion – Specific interactions	Add mobile phase modifiers or change solvent
Retention times changing	Column temperature varying	Thermostat column; insulate column; ensure lab temperature constant
	Equilibration time insufficient with gradient run or changes in isocratic mobile phase	Make sure at least 10 column volumes pass through column after solvent change or gradient conclusion
	Selective evaporation of mobile phase component	Less vigorous helium sparging; keep solvent reservoirs covered; prepare fresh mobile phase
	Buffer capacity insufficient	Use >20 mM concentration of buffer
	Inconsistent on-line mobile phase mixing	Ensure gradient system delivering constant composition; check vs. manual prep of mobile phase
	Contamination buildup	Occasionally flush column with strong solvent to remove contaminants
	First few injections – Adsorption on active sites	Condition column by initial injection of concentrated sample

(Continued)

## HPLC Troubleshooting

Symptom Type	Possible Cause	Solution
Retention times decreasing	Flow rate increasing	Check pump to make sure correct; if not, reset
	Column overloaded with sample	Decrease sample size
	Loss of bonded stationary phase	Keep mobile phase pH between 2 and 8.5
Retention times increasing	Flow rate is slowing	Fix leaks in liquid lines, replace pump seals, check for pump cavitation or air bubbles
	Active sites on silica packing	Use mobile phase modifier
	Loss of bonded stationary phase	Keep mobile phase pH between 2 and 8.5
	Mobile phase composition changing	Make sure mobile phase container is covered
	Active sites on silica packing	Add competing base to mobile phase
	Active sites on silica packing	Use higher coverage packing for stationary phase
Sensitivity problem	Peaks are outside of linear range of detector	Dilute/concentrate to bring into linear region
	First few sample injections – Absorption of sample in loop or column	Condition loop/column with concentrated sample
	Autosampler flow lines blocked	Check flow and make sure there are no blockages
	Injector sample loop underfilled	Make sure that loop is overfilled with sample
	Sample-related losses during preparation	Use internal standard during sample prep; optimize sample prep method
Slow column equilibration times (ion-pairing)	Equilibration time slow for long-chain ion-pairing reagents	Use shorter alkyl chain ion-pair reagent

## LC/MS Troubleshooting

Symptom Type	Solution
No peaks	Spray from the nebulizer
	Make sure capillary voltage is set correctly
	Make sure LC/MSD is tuned correctly
	Make sure LC/MSD pressures are within normal ranges
	Check drying gas flow and temperature
	Make sure fragmentor is set correctly
Poor mass accuracy	Recalibrate the mass axis
	Make sure ions used for tuning span mass range of sample ions and show strong stable signals
Low signal	Check the solution chemistry; make sure solvent is appropriate for sample
	Make sure sample is fresh and has been stored correctly
	Make sure LC/MSD is tuned correctly
	Check the nebulizer condition
	Clean the capillary entrance
	Check the capillary for damage and contamination
Unstable signal	Make sure drying gas flow and temperature are correct for the solvent flow
	Make sure solvent is thoroughly degassed
	Make sure LC backpressure is steady; this indicates a steady solvent flow

(Continued)



## LC/MS Troubleshooting

Symptom Type	Solution
High spectral noise	Use appropriate mass filter values
	Check spray shape; nebulizer may be damaged or set incorrectly
	Make sure drying gas flow and temperature are correct for the solvent flow
	Make sure solvent is thoroughly degassed
	Make sure LC backpressure is steady; this indicates a steady solvent flow
Droplets, not spray, exiting the nebulizer	If you are using water as part of the mobile phase, make sure it is de-ionized (> 18 MΩ cm)
	Make sure nebulizing gas pressure is set high enough for the LC flow
	Check position of needle in nebulizer
	Stop solvent flow and remove nebulizer assembly
No flow	Examine end of nebulizer for damage
	Make sure LC is on and there is sufficient solvent in correct bottle
	Check for LC error messages
	Check for blockages
	Repair or replace any blocked components
	Check for leaks
Undesired fragmentation	Make sure MS stream selector valve is set to LC to MSD
	(APCI vs. Electrospray)
	APCI temperature is too high
	Fragmentor voltage is set too high

# BioPharmaceutical Applications

**NEW!**

## Protein digest analysis

**Column:** ZORBAX 300SB-C18  
858750-902  
2.1 x 100 mm, 1.8 µm

**Mobile Phase:** A: 0.1% TFA in water  
B: 0.085% TFA in ACN

**Flow Rate:** 0.5 mL/min

**Pressure:** 640 bar

**Gradient:** 2% B 1 min, 2-45% B 8.8 min,  
45-95% B 0.2 min, 95% B 2 min,  
98-2% B 0.2 min, 2% B 1.8 min

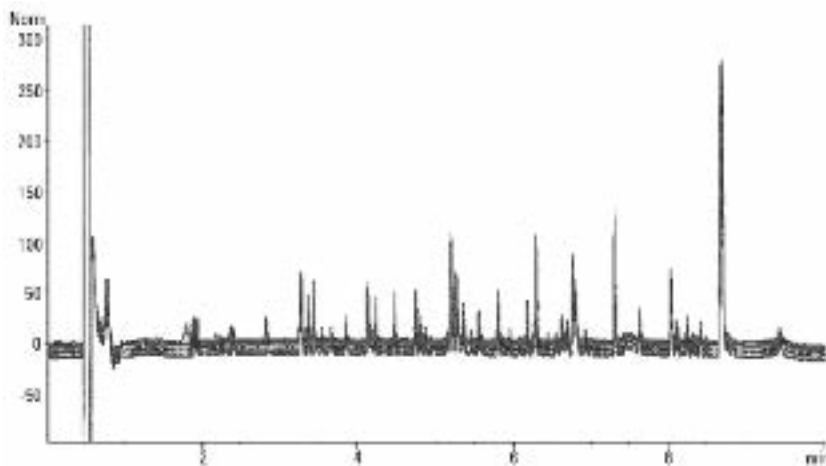
**Temperature:** 50 °C

**Detector:** Agilent 1290 Infinity LC

**Injection:** 5 µL

**Sample:** Protein digest

**Sample Conc:** 1 mg/mL



Overlaid chromatograms of 30 runs of a protein digest on an Agilent ZORBAX RRHD 300SB-C18 column.

**NEW!**

**Analysis of oxidized insulin chains**

**Column:** ZORBAX RRHD 300SB-C18  
857750-902  
2.1 x 50 mm, 1.8 µm

**Mobile Phase:** A: 0.1% TFA in water  
B: 80% ACN + 0.01% TFA in water

**Flow Rate:** 1.0 mL/min

**Pressure:** 650-700 bar

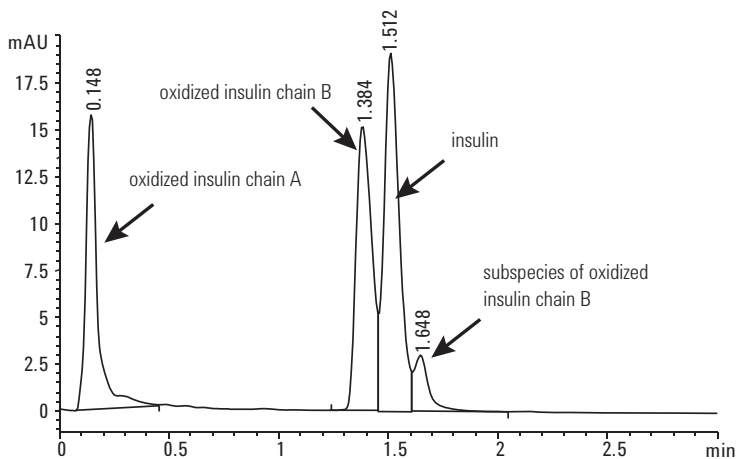
**Gradient:** 33-50% B, 0-4 min; 33% B, 4-5 min

**Detector:** UV, 280 nm  
Agilent 1290 Infinity LC

**Sample:** Insulin, oxidized insulin chain A and chain B from bovine pancreas (Sigma Aldrich, St. Louis, MO)

**Sample Conc:** 1 mg/mL

**Injection:** 2 µL



Insulin and oxidized insulin A and B chains are resolved quickly but insulin and oxidized chain B often co-elute.

**NEW!**

**Fast separation of recombinant human erythropoietin**

**Column:** ZORBAX RRHD 300SB-C18  
857750-902  
2.1 x 50 mm, 1.8 µm

**Mobile Phase:** A: 0.1% TFA in water  
B: 0.01% TFA in ACN

**Flow Rate:** 1.0 mL/min

**Pressure:** 650 bar

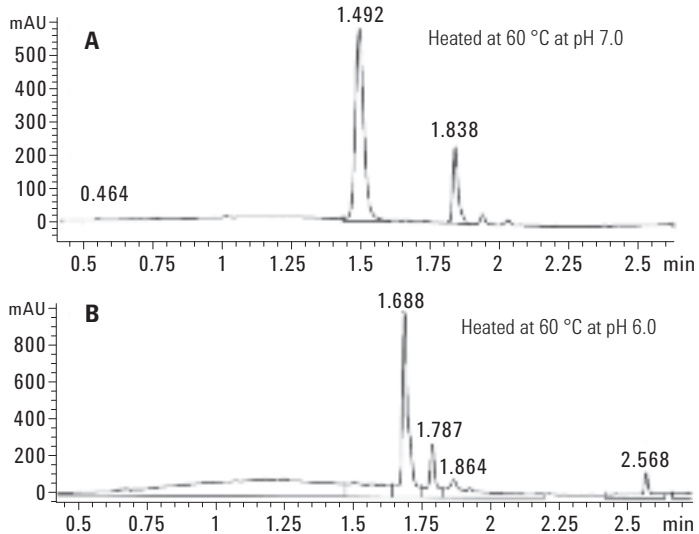
**Gradient:** 5 to 100% B solvent from 0 to 2.5 min

**Detector:** UV, 280 nm  
Agilent 1290 Infinity LC

**Sample:** Recombinant human EPO protein (rEPO)

**Sample Conc:** 1.0 mg/mL

**Injection:** 3 µL



Heat-treated rEPO protein are well resolved by the Agilent ZORBAX RRHD 300SB-C18 column. The column separated these heat-treated rEPO proteins.

**NEW!**
**Separation optimization for ultra fast analysis of reduced and alkylated monoclonal antibody**

**Column:** ZORBAX RRHD 300SB-C8  
858750-906  
2.1 x 100 mm, 1.8  $\mu$ m

**Mobile Phase:** (Various)  
A: H<sub>2</sub>O + 0.1% TFA (v/v)  
B: n-propanol:ACN:H<sub>2</sub>O (80:10:10) + 0.1% TFA (v/v)

**Injection:** 1-3  $\mu$ L

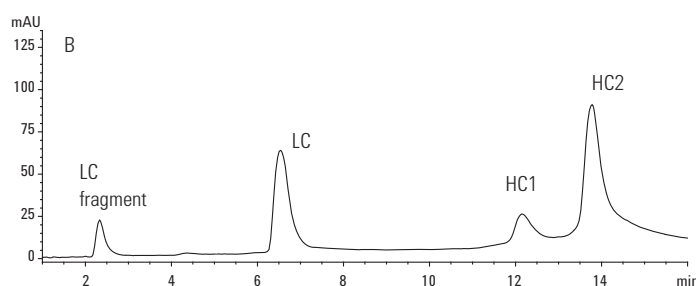
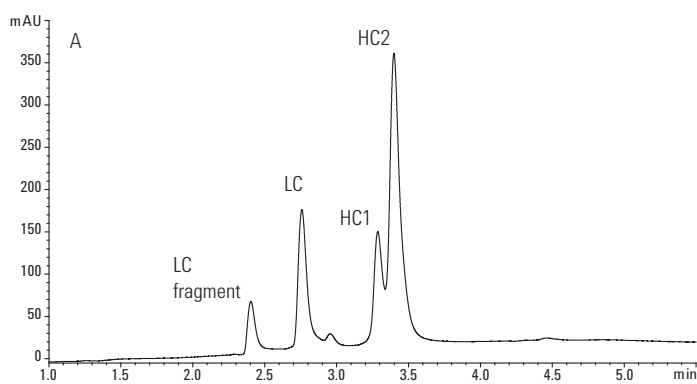
**Flow Rate:** 0.5 mL/min

**Gradient:** Multi-segmented  
A (optimized for speed): 0 min-20% B, 3 min-35% B, 4 min-40% B, 5 min-40% B, 5.1 min-90% B, 5.5 min-90% B, 6 min-25% B  
B (optimized for resolution): 0 min-25% B, 15 min-32% B, 16 min-32% B, 17 min-90% B, 17.5 min-90% B, 18 min-25% B

**Temperature:** 75 °C

**Detector:** UV, 225 nm  
Agilent 1290 Infinity LC

For consecutive chromatographic runs, a 2-minute post run was added to re-equilibrate the column.



Comparison of two optimized gradients for the ultra fast separation of reduced and alkylated monoclonal antibodies on an Agilent ZORBAX RRHD 300SB-C8 column. The top panel details a rapid separation of the light and heavy chain variants in a shortened run time of less than 4 minutes. The bottom panel displays complete baseline resolution of the two heavy chain variants during a longer runtime using a shallower gradient profile. Both separations were performed at 75 °C and completed with a fast 90% 1-propanol wash step (UV not shown).

**NEW!**

**Column reproducibility – 200 injections of reduced monoclonal antibody using an Agilent ZORBAX RRHD 300SB-C3 column**

**Column:** Agilent ZORBAX RRHD 300SB-C3  
858750-909  
2.1 x 100 mm, 1.8 µm

Temperature: 75 °C  
Detector: UV, 280  
Agilent 1290 Infinity LC

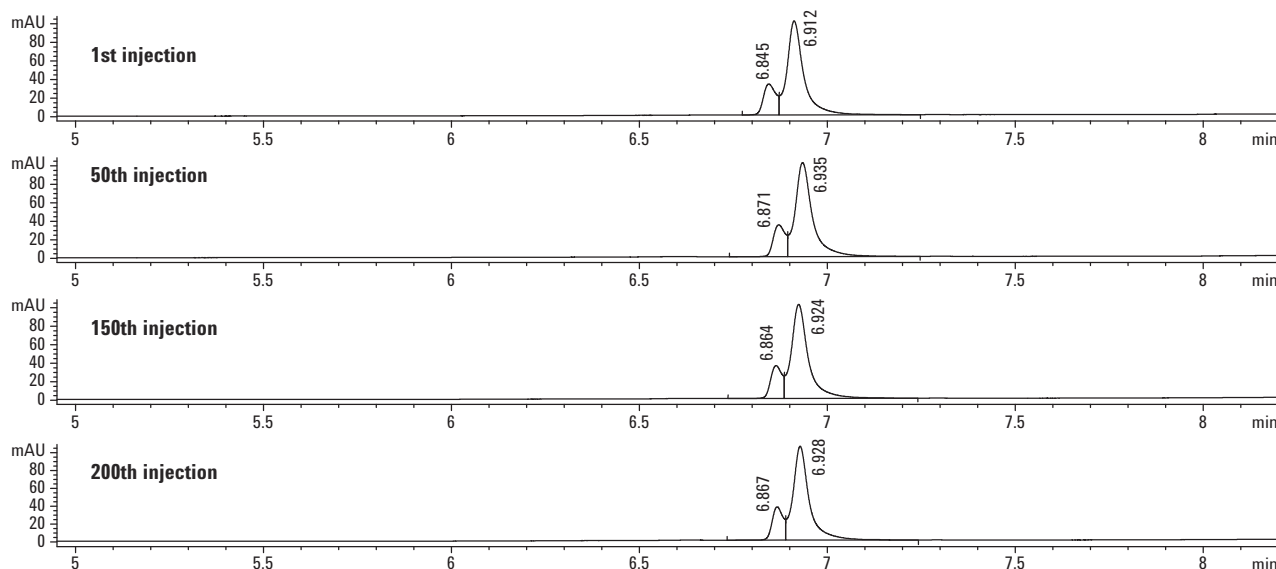
Mobile Phase: A: 0.1% TFA in water  
B: 80% n-propyl alcohol, 10% ACN,  
9.9% water and 0.1% TFA

Sample: Reduced monoclonal antibody (IgG1) (1.0 mg/mL) -  
Agilent BL05 IgG1

Flow Rate: 0.4 mL/min

Injection: 2 µL

Gradient: 0 min-1% B, 2 min-20% B, 5 min-50% B,  
7 min-50% B, 8.0 min-90% B,  
8.3 min-1% hold for 2 min



Reduced and alkylated mAb profiling during 200 repeated injections.



For a comprehensive listing of chromatograms searchable by compound name, visit our online Chromatogram Library at [www.agilent.com/chem/library](http://www.agilent.com/chem/library)

**NEW!**

**Gradient optimizations for ultra fast analysis of reduced monoclonal antibody**

**Column:** Agilent ZORBAX RRHD 300SB-Diphenyl 858750-944 2.1 x 100 mm, 1.8 μm

**Mobile Phase:** A: 0.1% TFA in water  
B: 80% propyl alcohol, 10% ACN, 9.9% water and 0.1% TFA

**Flow Rate:** 0.5 mL/min

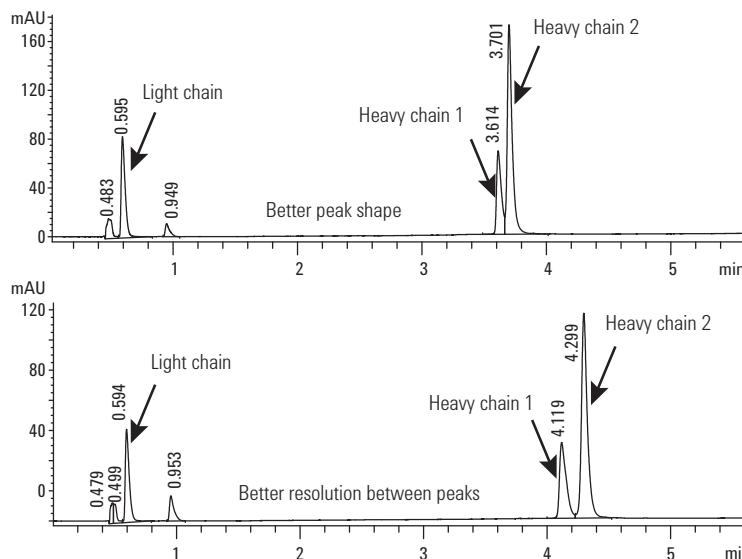
**Gradient:** 1st condition: 0 min-1% B, 2 min-20% B, 5 min-70% B  
2nd condition: 0 min-1% B, 2 min-20% B, 5 min-50% B

**Temperature:** 74 °C

**Detector:** UV, 280 nm

**Sample:** Reduced monoclonal antibody (IgG1) (1.0 mg/mL) - BioCreative IgG1

**Injection:** 2 μL



Comparison of two ultra-fast separations of reduced monoclonal antibodies was achieved on a Agilent ZORBAX RRHD 300SB-Diphenyl under different optimized conditions. The top panel separation delivered narrow peak widths with shorter retention times. The bottom panel separation displays higher resolution between the two heavy chain peaks, but with less efficiency.



For a comprehensive listing of chromatograms searchable by compound name, visit our online Chromatogram Library at [www.agilent.com/chem/library](http://www.agilent.com/chem/library)

**NEW!**

**Ultra high speed and high resolution  
of intact monoclonal antibodies**

**Column:** Agilent ZORBAX RRHD 300-Diphenyl  
858750-944  
2.1 x 100 mm, 1.8 µm

**Mobile Phase:** A: 0.1% TFA in water  
B: 80% n-propyl alcohol,  
10% ACN,  
9.9% water and 0.1% TFA

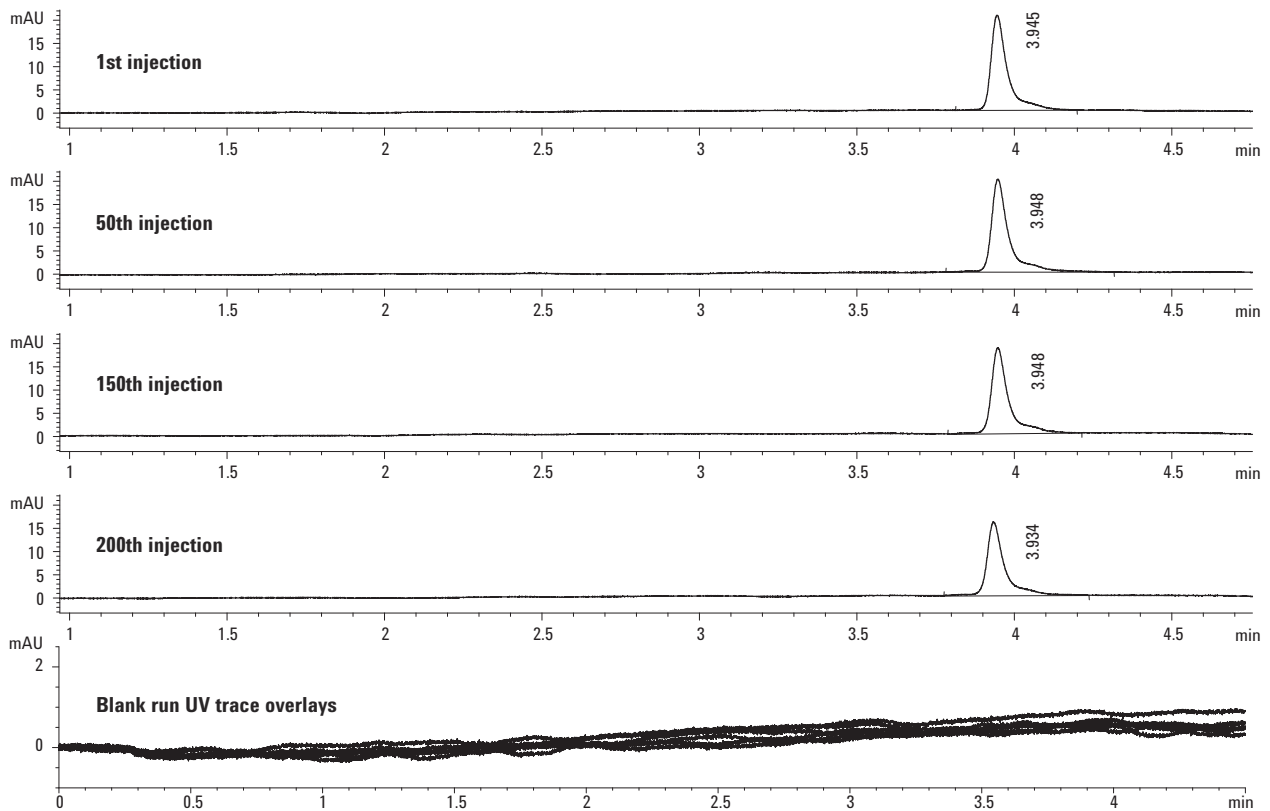
**Flow Rate:** 1.0 mL/min

**Temperature:** 74 °C

**Detector:** UV, 280 nm

**Sample:** Monoclonal antibody (IgG1) (1.0 mg/mL) -  
BioCreative IgG1 and Agilent Standard IgG1

**Injection:** 1 µL



Details of intact mAb profiling during 200 repeated injections. Intact mAb separations shown were collected at 1, 50, 150, and 200th run intervals. The bottom panel displays 5 UV blank run trace overlays collected every 20th run during the column evaluation (**note:** overlay traces are scaled to 2 mAu).

**NEW!**

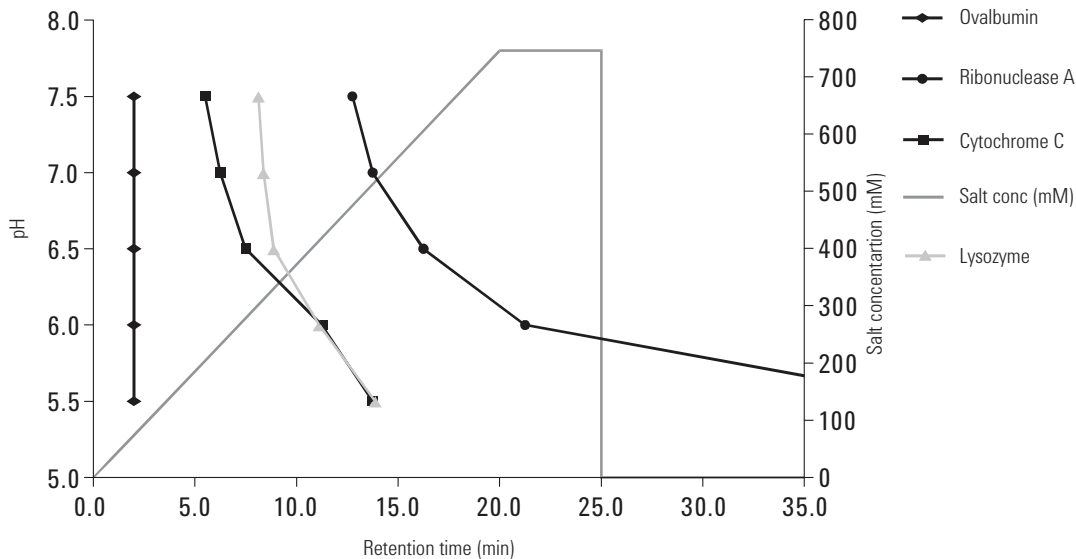
**Optimizing protein separations with Agilent weak cation-exchange columns**

**Column:** Agilent Bio WCX, stainless steel 5190-2453  
4.6 x 250 mm, 10 µm

**Column:** Agilent Bio WCX, stainless steel 5190-2445  
4.6 x 250 mm, 5 µm

**Mobile Phase:** A: water  
B: 1.6 M NaCl  
C: 40.0 mM NaH<sub>2</sub>PO<sub>4</sub>  
D: 40.0 mM Na<sub>2</sub>HPO<sub>4</sub>  
By combining predetermined proportions of C and D, 20 mM buffer solutions at the desired pH range were produced (proportions determined using Buffer Advisor software)

**Flow Rate:** 1.0 mL/min  
**Gradient:** 0 to 50% B, 0 to 20 min  
50% B, 20 to 25 min  
0% B, 25 to 35 min  
**Temperature:** Ambient  
**Detector:** UV, 220 nm  
Agilent 1260 Infinity Bio-inert Quaternary LC  
**Sample:** Ovalbumin, Ribonuclease A, Cytochrome c, Lysozyme  
**Sample Conc:** 2 mg/mL (in 20 mM sodium phosphate buffer, pH 6.0)



Effect of pH on retention time of protein standards using a Agilent Bio WCX column.



**NEW!****Improved resolution with smaller particle size with Agilent weak cation-exchange columns**

**Column:** Agilent Bio WCX, stainless steel  
**5190-2453**  
**4.6 x 250 mm, 10 µm**

**Column:** Agilent Bio WCX, stainless steel  
**5190-2445**  
**4.6 x 250 mm, 5 µm**

**Mobile Phase:** A: water  
 B: 1.6 M NaCl  
 C: 40.0 mM NaH<sub>2</sub>PO<sub>4</sub>  
 D: 40.0 mM Na<sub>2</sub>HPO<sub>4</sub>  
 By combining predetermined proportions of C and D, 20 mM buffer solutions at the desired pH range were produced (proportions determined using Buffer Advisor software)

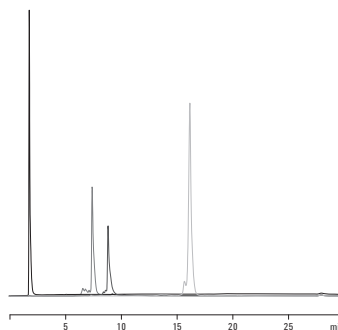
**Gradient:** 0 to 50% B, 0 to 20 min  
 50% B, 20 to 25 min  
 0% B, 25 to 35 min

**Temperature:** Ambient

**Detector:** UV, 220 nm  
 Agilent 1260 Infinity Bio-inert Quaternary LC

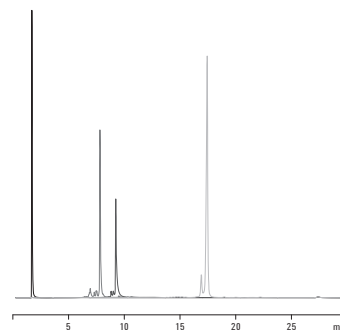
**Sample:** Ovalbumin, Ribonuclease A, Cytochrome c, Lysozyme

**Sample Conc:** 2 mg/mL (in 20 mM sodium phosphate buffer, pH 6.0)



Separation of protein standards at pH 6.5 using an Agilent Bio WCX, NP10 column.

1. Ovalbumin
2. Ribonuclease A
3. Cytochrome c
4. Lysozyme



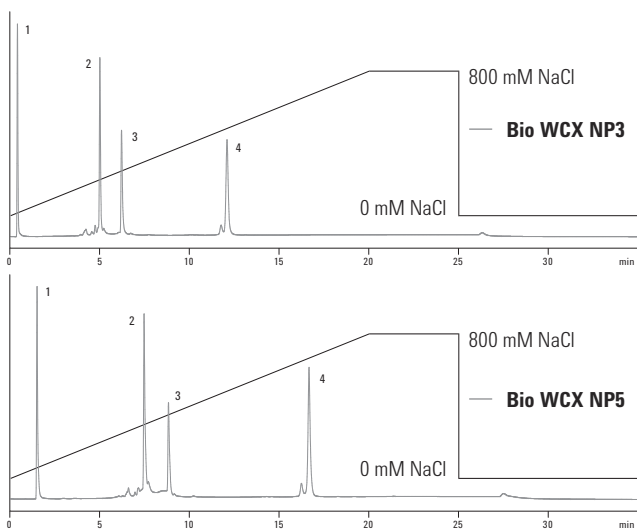
Separation of protein standards at pH 6.5 using an Agilent Bio WCX, NP5 column.



For a comprehensive listing of chromatograms searchable by compound name, visit our online Chromatogram Library at [www.agilent.com/chem/library](http://www.agilent.com/chem/library)

**NEW!**

**Faster separations using Agilent weak cation-exchange columns**



Protein separation on Agilent Bio WCX NP5 versus Agilent Bio WCX NP3.

**Column:** Agilent Bio WCX, stainless steel  
5190-2445  
4.6 x 250 mm, 5 µm

**Column:** Agilent Bio WCX, stainless steel  
5190-2443  
4.6 x 50 mm, 3 µm

**Column:** Agilent Bio WCX, stainless steel  
5190-2441  
4.6 x 50 mm, 1.7 µm

**Mobile Phase:** A: 20 mM sodium phosphate, pH 6.5  
B: A + 1.6 M NaCl

**Flow Rate:** 1.0 mL/min

**Gradient:** 0 to 50% B

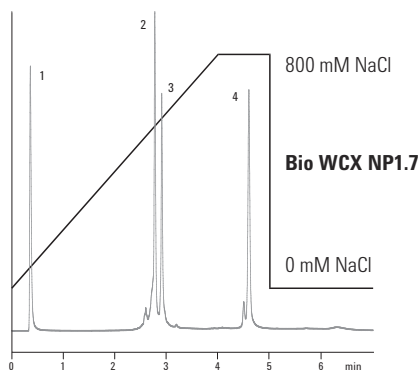
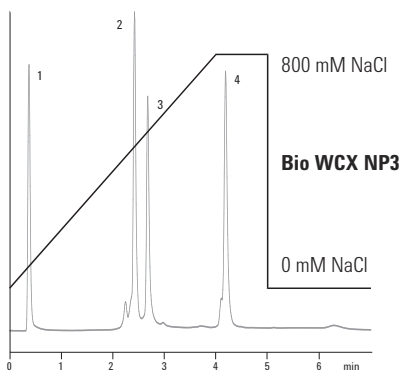
**Temperature:** Ambient

**Detector:** UV, 220 nm  
Agilent 1260 Infinity Bio-inert Quaternary LC

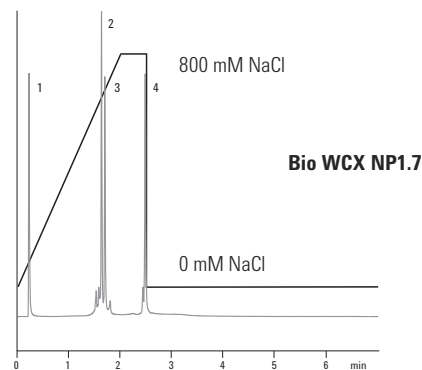
**Sample:** Ovalbumin, Ribonuclease A, Cytochrome c, Lysozyme

**Sample Conc:** 0.5 mg/mL

1. Ovalbumin
2. Ribonuclease A
3. Cytochrome c
4. Lysozyme



Comparison of Agilent Bio WCX NP3 versus Agilent Bio WCX NP1.7 (flow rate 1.0 mL/min).



Agilent Bio WCX NP1.7 for protein separations under 3 minutes (flow rate 1.7 mL/min).

**NEW!****pH gradient elution for improved separation of monoclonal antibody charged variants**

**Column:** Bio MAb, stainless steel  
5190-2405  
4.6 x 250 mm, 5  $\mu$ m

**Mobile Phase:** A: water  
B: 1.6 M NaCl  
C: 100 mM  $\text{NaH}_2\text{PO}_4$   
D: 100 mM  $\text{Na}_2\text{HPO}_4$   
By combining predetermined proportions of C and D, buffer solutions at the desired pH range were produced at the selected buffer strengths.

**Flow Rate:** 1.0 mL/min

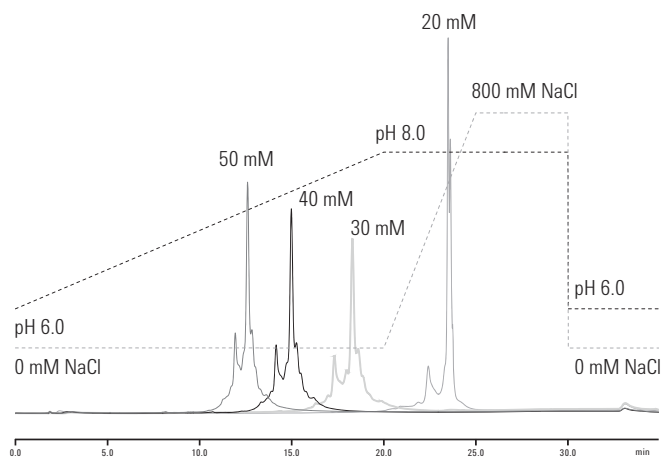
**Gradient:** pH 6.0 to 8.0, 0 to 20 minutes  
0 to 800 mM NaCl, 20 to 25 minutes  
800 mM NaCl, 25 to 30 minutes

**Temperature:** Ambient

**Detector:** UV, 220 nm  
Agilent 1260 Infinity Bio-inert Quaternary LC

**Sample:** IgG monoclonal antibody

**Sample Conc:** 2 mg/mL (in 20 mM sodium phosphate buffer, pH 6.0)



Chromatograms of IgG monoclonal antibody at different ionic strengths.



For a comprehensive listing of chromatograms searchable by compound name, visit our online Chromatogram Library at [www.agilent.com/chem/library](http://www.agilent.com/chem/library)

**NEW!**

**Separation of recombinant human erythropoietin (rEPO) using Agilent Bio SEC-3**

**Column:** Bio SEC-3, 100Å  
5190-2503  
4.6 x 300 mm, 3 µm

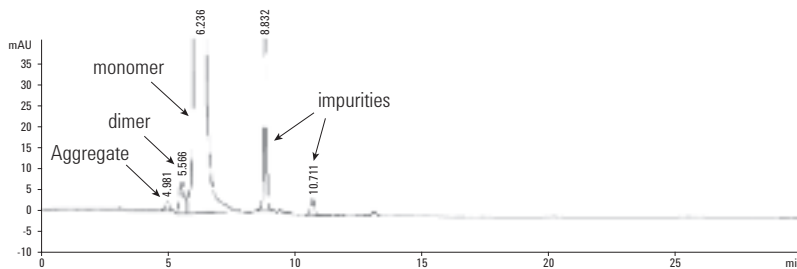
**Mobile Phase:** 150 mM sodium phosphate buffer, pH 7.0

**Flow Rate:** 0.35 mL/min

**Detector:** UV, 225 nm  
Agilent 1260 Infinity Bio-inert Quaternary LC

**Sample:** Recombinant human EPO protein (rEPO)

**Sample Conc:** 1.0 mg/mL



**Consistent ion-exchange MAb separation**

**Column:** Bio MAb, PEEK  
5190-2411  
2.1 x 250 mm, 5 µm

**Buffer:** A: Sodium phosphate buffer, 20 mM  
B: Buffer A + 400 mM NaCl

**Gradient:** 15-35% Buffer B from 0-30 min

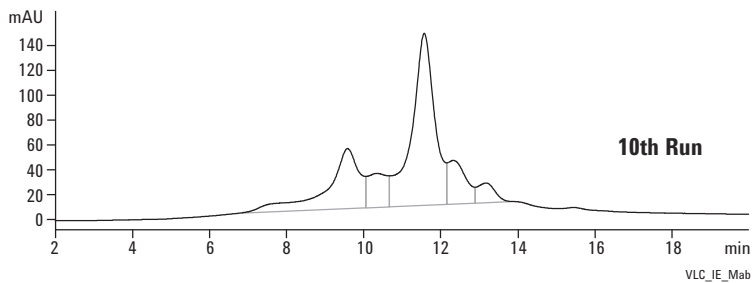
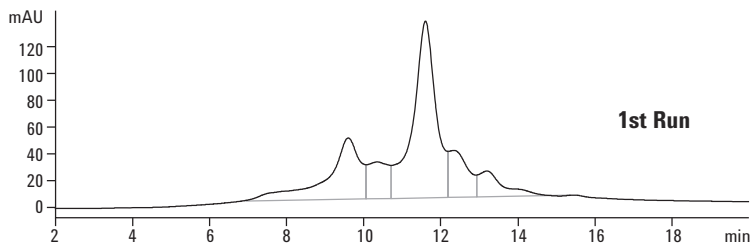
**Flow Rate:** 0.65 mL/min

**Sample:** CHO-humanized MAb, 1 mg/mL

**Injection:** 2.5 µL

**Detector:** UV, 220 nm

**Temperature:** Ambient



**Intact MAb monomer and dimer separation**

**Column:** Bio SEC-3, 300Å  
5190-2511  
7.8 x 300 mm, 3 µm

Buffer: Sodium phosphate buffer, pH 7.0, 150 mM

Gradient: 0-100% Buffer A from 0-30 min

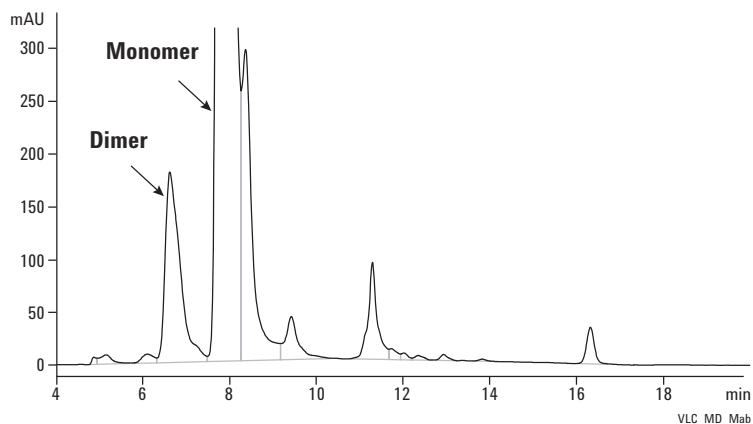
Flow Rate: 1.0 mL/min

Sample: CHO-humanized MAb, 5 mg/mL – intact

Injection: 5 µL

Detector: UV, 220 nm

Temperature: Ambient

**Separation of heated, stressed MAb**

**Column:** Bio SEC-3, 300Å  
5190-2511  
7.8 x 300 mm, 3 µm

Buffer: Sodium phosphate buffer, pH 7.0,  
150 mM +150 mM sodium sulfate

Gradient: 0-100% Buffer A from 0-30 min

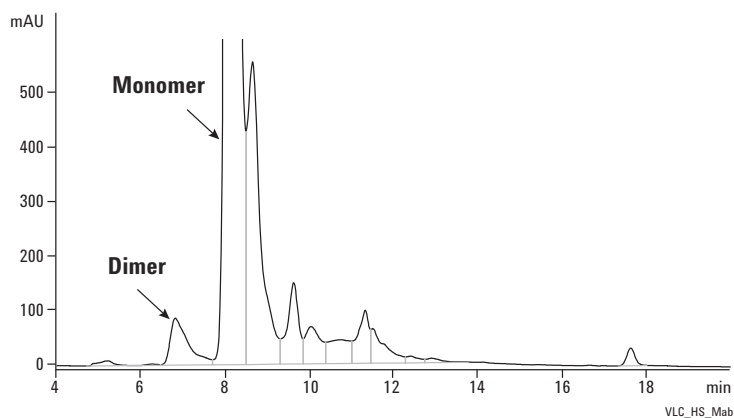
Flow Rate: 1.0 mL/min

Sample: CHO-humanized MAb, 5 mg/mL – stressed at 60 °C

Injection: 5 µL

Detector: UV, 220 nm

Temperature: Ambient



For a comprehensive listing of chromatograms searchable by compound name, visit our online Chromatogram Library at [www.agilent.com/chem/library](http://www.agilent.com/chem/library)

**Nucleosides, purines and pyrimidines**

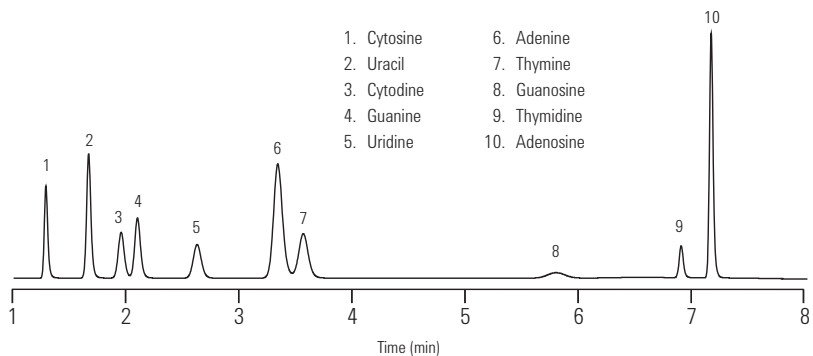
**Column:** Eclipse Plus Phenyl Hexyl  
 959993-912  
 4.6 x 150 mm, 5 µm

Mobile Phase: 1% MeOH: 99% 20 mM Ammonium Acetate, pH 4.5

Flow Rate: 1 mL/min

Detector: UV, 254 nm

- 1. Cytosine
- 2. Uracil
- 3. Cytidine
- 4. Guanine
- 5. Uridine
- 6. Adenine
- 7. Thymine
- 8. Guanosine
- 9. Thymidine
- 10. Adenosine



nucleosides

**Amino acid standard separation on Eclipse Plus C18**

**Column:** Eclipse Plus C18  
 959763-902  
 2.1 x 150 mm, 3.5 µm

Mobile Phase: A: 10 mM Na<sub>2</sub>HPO<sub>4</sub>, 10 mM Na<sub>2</sub>B<sub>4</sub>O<sub>7</sub>, 0.5 mM NaN<sub>3</sub>, pH 8.2  
 B: acetonitrile: methanol: water (45:45:10) (v/v/v)

Flow Rate: 0.42 mL/min

Temperature: 40 °C

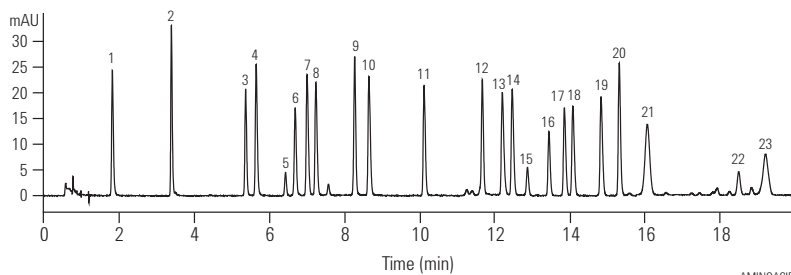
Detector: UV, 338 nm, then switch to 280 nm at 15.7 min

Sample: 900 pmol Amino Acids with extended Amino Acids and Internal Standards (500 pmol)

Derivatization: Automated, online, OPA / FMOC

- 1. ASP
- 2. GLU
- 3. ASN
- 4. SER
- 5. GLN
- 6. HIS
- 7. GLY
- 8. THR
- 9. ARG
- 10. ALA
- 11. TYR
- 12. CY2
- 13. VAL
- 14. MET
- 15. NVA
- 16. TRP
- 17. PHE
- 18. ILE
- 19. LEU
- 20. LYS
- 21. HYP
- 22. SAR
- 23. PRO

Gradient	
Time (min)	% B
0	2
0.5	2
20	57
20.1	100
23.5	100
23.6	2
25	stop



AMINOACID

**Antibodies: Fast separation of IgM and IgG antibodies**

**Column:** ZORBAX GF-250  
884973-701  
4.6 x 250 mm, 4 µm

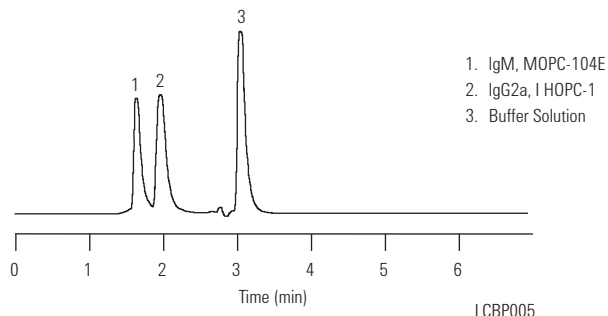
Mobile Phase: 200 mM Sodium Phosphate (pH 7), 0.01% Azide

Flow Rate: 0.94 mL/min

Temperature: Ambient

Detector: UV, 230 nm

Sample: 2.5 µL (1 mg/mL)



**Glycosylated proteins: Large molecules on Poroshell 300SB-C18 and 300SB-C8**

**Column A:** Poroshell 300SB-C18  
661750-902  
1.0 x 75 mm, 5 µm

**Column B:** Poroshell 300SB-C8  
661750-906  
1.0 x 75 mm, 5 µm

**Column C:** ZORBAX 300SB-C18  
865630-902  
1.0 x 50 mm, 3.5 µm

Mobile Phase: A: 0.1% TFA in H<sub>2</sub>O  
B: 0.07% TFA in ACN

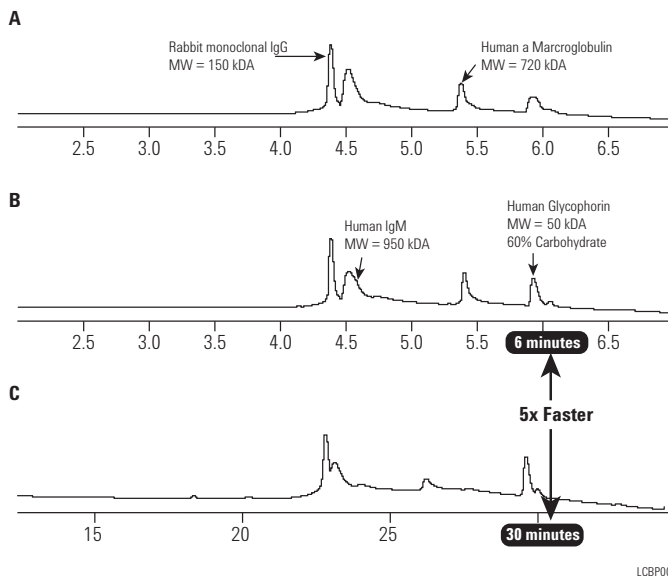
Flow Rate: A, B: 0.454 mL/min  
C: 0.071 mL/min

Gradient: A, B: 0 min 5% B  
10 min 100% B  
C: 0 min 5% B  
50 min 100% B

Temperature: 70 °C

Detector: DAD 212 nm, 1.7 µL flow cell, <0.01 min peak width

Sample: Large glycosylated proteins



Courtesy of:  
Novartis AG, Basel.  
Dr. Kurt Forrer  
Patrik Roethlisberger



For a comprehensive listing of chromatograms searchable by compound name, visit our online Chromatogram Library at [www.agilent.com/chem/library](http://www.agilent.com/chem/library)

**HSA tryptic digest  
on ZORBAX Rapid Resolution HT 1.8  $\mu$ m**

**Column A:** ZORBAX SB-C18  
883700-922  
2.1 x 150 mm, 5  $\mu$ m

**Column B:** ZORBAX SB-C18  
822700-902  
2.1 x 50 mm, 1.8  $\mu$ m

Mobile Phase: A: Water w/0.1% TFA  
B: ACN w/0.1% TFA

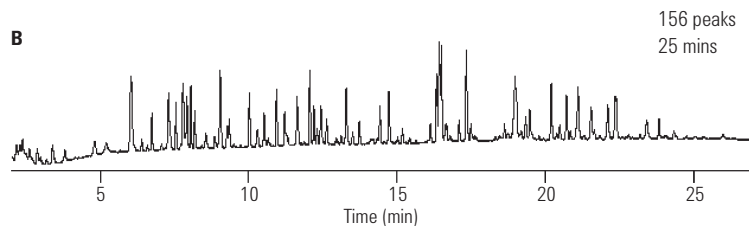
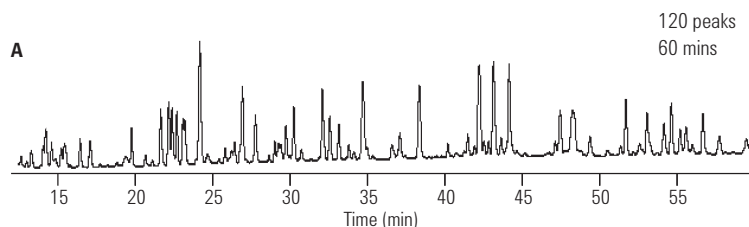
Flow Rate: A: 0.2 mL/min  
B: 0.5 mL/min

Gradient: A: 2 to 50% B in 70min  
B: 2 to 50% B in 30min

Temperature: 50 °C

Detector: UV, 214 nm

Sample: HSA tryptic digest, 8  $\mu$ L of 15 pmol/ $\mu$ L  
(120 pmol on column)



LCBP013

**Human serum: Low abundance protein isolation  
and identification from 1-D gel band by LC/MS**

**Column:** ZORBAX 300SB-C18  
**Trap:** 0.3 x 5 mm, 5  $\mu$ m, 5065-9913  
**Analytical:** 0.3 x 150 mm,  
5  $\mu$ m, 5064-8263

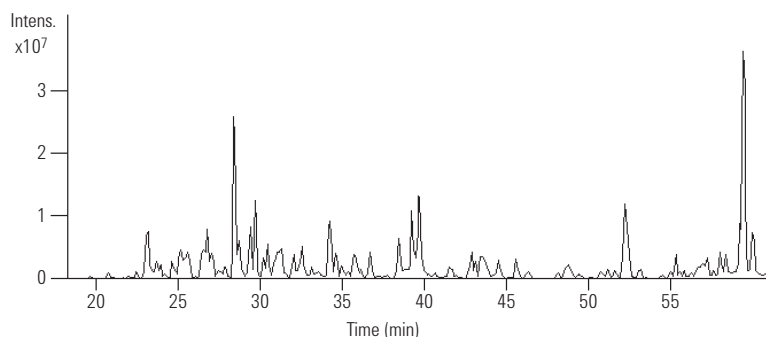
Mobile Phase: A: Water + 0.1% Formic acid  
B: Acetonitrile + 0.1% Formic acid

Flow Rate: 6  $\mu$ L/min

Gradient: 0 min 3% B  
5 min 3% B (loading)  
50 min 45% B  
52 min 80% B  
57 min 80% B  
60 min 3% B

Sample: Band from 1-D in gel digest

**Base Peak Chromatogram**



LCBP014

**Proteins Identified**

1.  $\alpha$ -1-Antichymotrypsin
2. Antithrombin-III Precursor
3. Complement Factor B Precursor

Sample Preparation of Human Serum:  
Major serum proteins removed using Multiple Affinity Removal  
Column: 4.6 x 100 mm, P/N 5185-5985  
Followed by 1-D gel digest



**Monoclonal IgG1 chains:  
Separation on Poroshell 300SB-C8**

**Column:** Poroshell 300SB-C8  
660750-906  
2.1 x 75 mm, 5 µm

**Mobile Phase:** A: 90% water: 10% ACN + 3 mL/L of MW 300 PEG  
B: 10% water: 90% ACN + 3 mL/L of MW 300 PEG

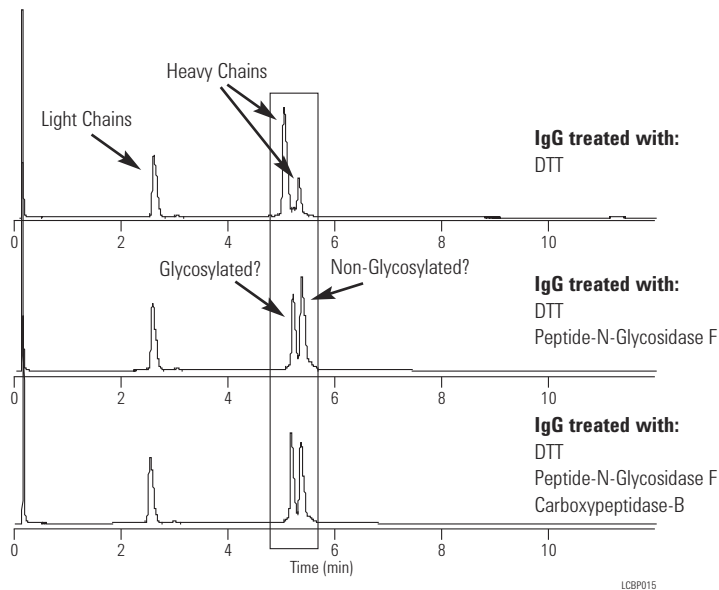
**Flow Rate:** 1.0 mL/min

**Gradient:** 0 min 25% B  
10 min 40% B  
10.1 min 25% B  
12 min 25% B

**Temperature:** 70 °C

**Sample:** Monoclonal IgG1

*Courtesy of:  
Novartis AG, Basel.  
Dr. Kurt Forrer  
Patrik Roethlisberger*



LCBP015

**Use ZORBAX Extend-C18  
for alternate selectivity at high pH**

**Column:** ZORBAX Extend-C18  
773700-902  
2.1 x 150 mm, 5 µm

**Mobile Phase:** A: 0.1% TFA in Water  
B: 0.085% TFA in 80% ACN

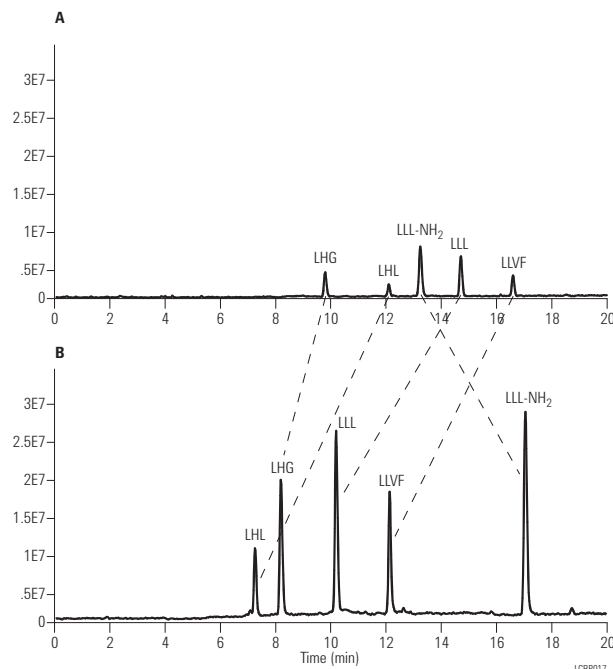
A: 20 mM NH<sub>4</sub>OH in Water  
B: 20 mM NH<sub>4</sub>OH in 80% ACN

**Flow Rate:** 0.25 mL/min

**Gradient:** 5-60% B in 20 min

**Temperature:** 25 °C

**MS Conditions:** Pos. Ion ESI-VI 70V, Vcap 4.5 kV  
N<sub>2</sub> – 35 psi, 12 L/min, 300 °C  
4 µL (50 ng each peptide)



LCBP017

The Extend column can be used for high pH separations of peptides. At high and low pH, very different selectivity can result. Just by changing pH, a complementary method can be developed and it is possible to determine if all peaks are resolved. The Extend column can be used at high and low pH, so the complementary separation can be investigated with one column. Better MS sensitivity for this sample is also achieved at high pH.

**Nucleosides: Separation of deoxy and ribonucleosides**

**Column:** ZORBAX SB-C3  
883975-909  
4.6 x 150 mm, 5 µm

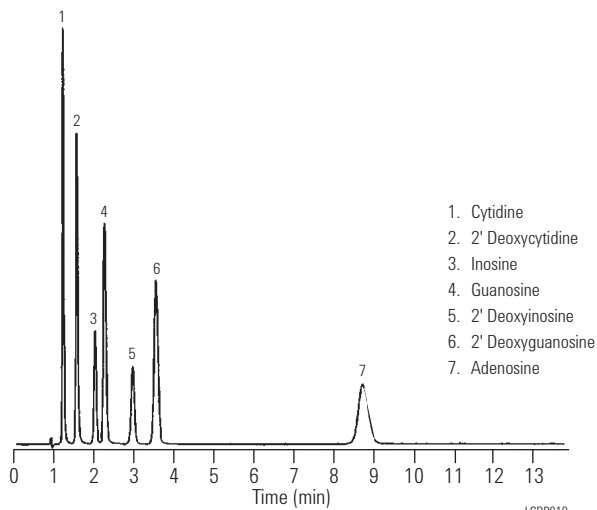
Mobile Phase: 4 mM Ammonium Phosphate (pH 4.0 with Phosphoric Acid)

Flow Rate: 2.0 mL/min

Temperature: 35 °C

Detector: UV, 254 nm

Sample: 2 µL (1.6 µg each)



**Nucleotides: Separation of mononucleotides**

**Column:** ZORBAX SAX  
880952-703  
4.6 x 250 mm, 5 µm

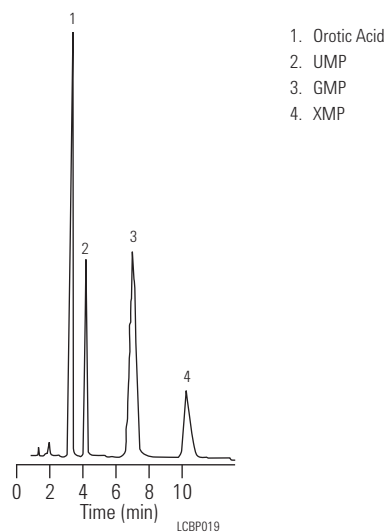
Mobile Phase: 0.1 M  $\text{NH}_4\text{H}_2\text{PO}_4$

Flow Rate: 2.0 mL/min

Temperature: Ambient

Detector: UV, 254 nm

Sample: Orotic Acid, UMP, GMP, XMP



**Separation of basic peptides on Bonus-RP versus traditional Alkyl phase**

**Column A: ZORBAX Bonus-RP**  
**883668-901**  
**4.6 x 150 mm, 5 µm**

**Column B: Alkyl C8**

**Mobile Phase:** A: 0.010 M ammonium phosphate, pH 7/0.050 M sodium perchlorate  
 B: 0.010 M ammonium phosphate/0.050 M sodium perchlorate in 50% ACN

**Flow Rate:** 1.0 mL/min

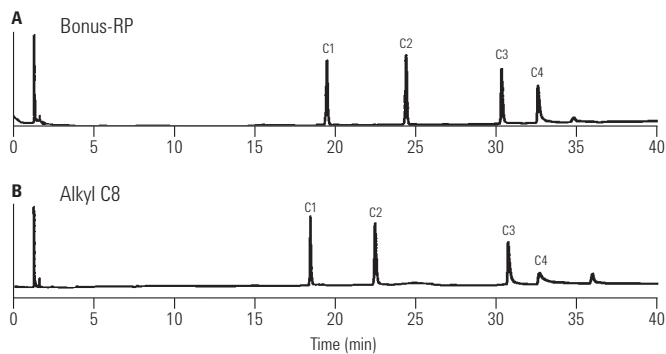
**Gradient:** 0-100% B in 50 min

**Temperature:** 40 °C

**Detector:** 215 nm

**Sample:** Basic 11-residue peptides with net +1, +2, +3, +4 positive charges at neutral pH

C1: Ac-Gly-Gly-Gly-Leu-Gly-Gly-Ala-Gly-Gly-Leu-Lys-amide  
 C2: Ac-Lys-Tyr-Gly-Leu-Gly-Gly-Ala-Gly-Gly-Leu-Lys-amide  
 C3: Ac-Gly-Gly-Ala-Leu-Lys-Ala-Leu-Lys-Gly-Leu-Lys-amide  
 C4: Ac-Lys-Tyr-Ala-Leu-Lys-Ala-Leu-Lys-Gly-Leu-Lys-amide



LCBP020

**Peptides: Effect of TFA concentration**

**Column: ZORBAX 300SB-C8**  
**883995-906**  
**4.6 x 150 mm, 5 µm**

**Mobile Phase:** A: Water and TFA  
 B: ACN and TFA

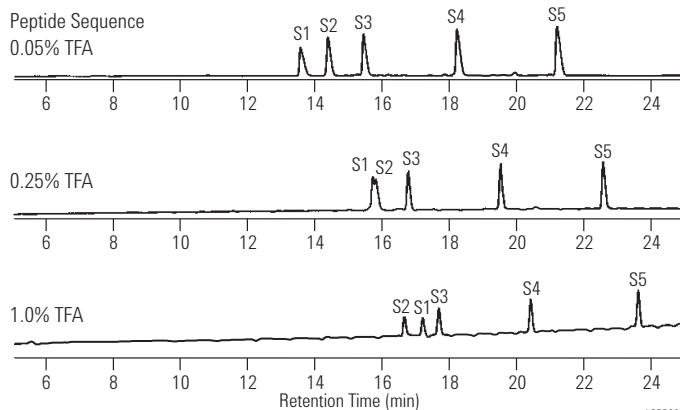
**Flow Rate:** 1.0 mL/min

**Gradient:** 0 min 0% B  
 30 min 30% B

**Temperature:** 40 °C

**Detector:** UV, 254 nm

**Sample:** Peptide Standards S1-S5, decapeptides differing slightly in hydrophobicity, 6 µL



LCBP021

**Exploiting chemical stability – TFA concentration**

**Column:** PLRP-S 100Å  
PL1512-5500  
4.6 x 250 mm, 5 µm

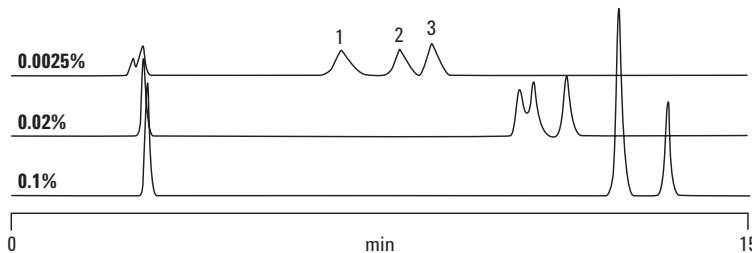
**Mobile Phase:** A: TFA (various %) in water  
B: TFA (various %) in ACN

**Gradient:** Linear 12-40% B in 15 min

**Flow Rate:** 1.0 mL/min

**Detector:** ELS (neb=75 °C, evap=85 °C, gas=1.0 SLM)

1. Angiotensin III
2. Angiotensin II
3. Angiotensin I



VLC0068

**Peptides:  
Separation of Antiotensins I, II, III  
with TFA and NH<sub>4</sub>OH**

**Column:** ZORBAX Extend-C18  
773700-902  
2.1 x 150 mm, 5 µm

**Mobile Phase:** A: Acidic Conditions  
A: 0.1% TFA in water  
B: 0.085% TFA in 80% ACN  
B: Basic Conditions  
A: 10 mM NH<sub>4</sub>OH in water  
B: 10 mM NH<sub>4</sub>OH in 80% ACN

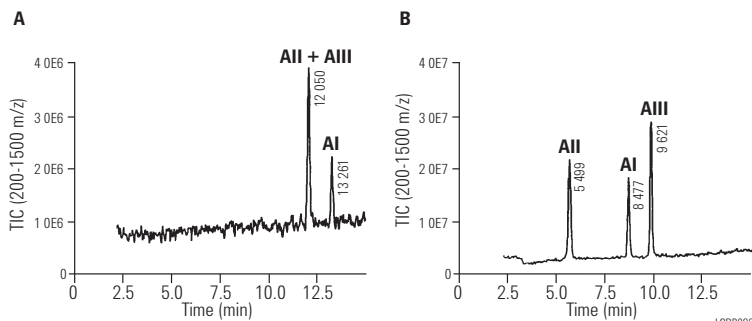
**Flow Rate:** 0.2 mL/min

**Gradient:** 15-50% B in 15 min

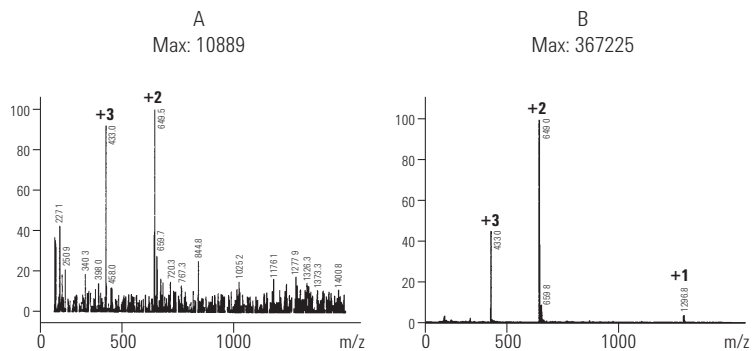
**Temperature:** 35 °C

**MS Conditions:** Pos. Ion ESI - Vf 70V, Vcap 4.5 kV  
N<sub>2</sub>-35 psi, 12 L/min, 325 °C

**Sample:** 2.5 µL sample (50 pmol each)



LCBP022



LCBP023

**Peptides/proteins:  
Equivalent gradient separations**

**Column:** ZORBAX 300SB-C8  
883995-906  
4.6 x 150 mm, 5 µm

**Column:** ZORBAX 300SB-C8  
883750-906  
2.1 x 150 mm, 5 µm

**Mobile Phase:** A: 95% Water: 5% ACN with 0.1% TFA  
B: 5% Water: 95% ACN with 0.085% TFA

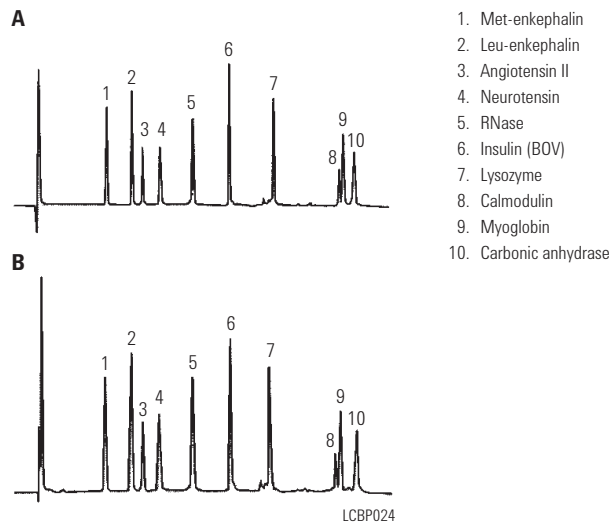
**Flow Rate:** A: Analytical  
1 mL/min  
B: Narrow Bore  
0.2 mL/min

**Gradient:** 10-60% B in 30 min

**Temperature:** 35 °C

**Detector:** UV, 215 nm

**Sample:** 10 µL injection, concentration 2-6 µg



**Peptides/proteins:  
Effect of elevated temperature**

**Column:** ZORBAX 300SB-C3  
883995-909  
4.6 x 150 mm, 5 µm

**Mobile Phase:** A: 5:95 ACN:Water with 0.10% TFA (v/v%)  
B: 95:5 ACN:Water with 0.085% TFA (v/v%)

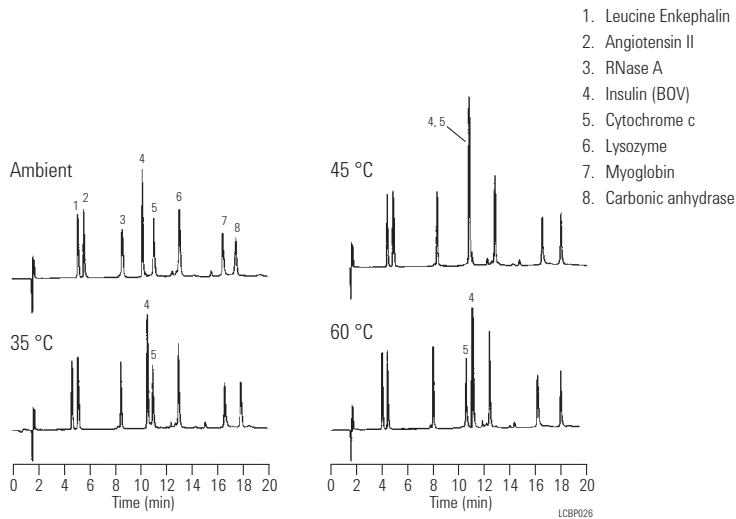
**Flow Rate:** 1.0 mL/min

**Gradient:** 15-53% in 20 min, post time 12 min

**Temperature:** Ambient – 60 °C

**Detector:** UV, 215 nm

**Sample:** Polypeptides



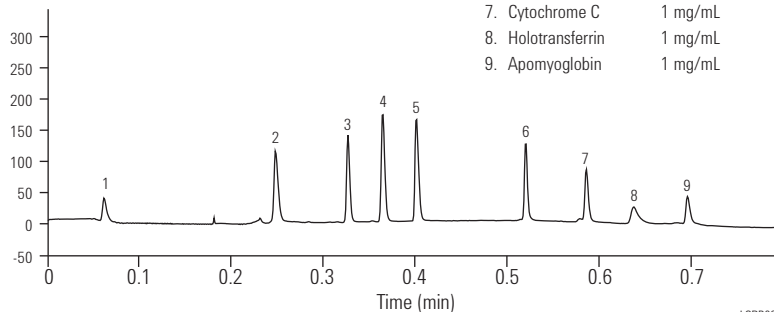
**Separation of polypeptides in under 1 minute**

**Column: Poroshell 300SB-C18  
660750-902  
2.1 x 75 mm, 5 µm**

Mobile Phase: A: 0.1% TFA, H<sub>2</sub>O  
B: 0.07% TFA, ACN  
Flow Rate: 3 mL/min  
Gradient: 0-100% B in 1.33 min  
Temperature: 70 °C  
Detector: DAD 215/16 nm, ref = 310/10 nm  
Sample: Peptides/proteins, 0.5 µL  
Mixer bypassed with P/N G1312-67301; Loop-bypass program

**Sample (peptides/proteins)**

- 1. gly-tyr 0.125 mg/mL
- 2. Val-tyr-val 0.5 mg/mL
- 3. Met-enkephalin 0.5 mg/mL
- 4. Leu-enkephalin 0.5 mg/mL
- 5. Angiotensin II 0.5 mg/mL
- 6. RNase A 1 mg/mL
- 7. Cytochrome C 1 mg/mL
- 8. Holotransferrin 1 mg/mL
- 9. Apomyoglobin 1 mg/mL



LCBP030

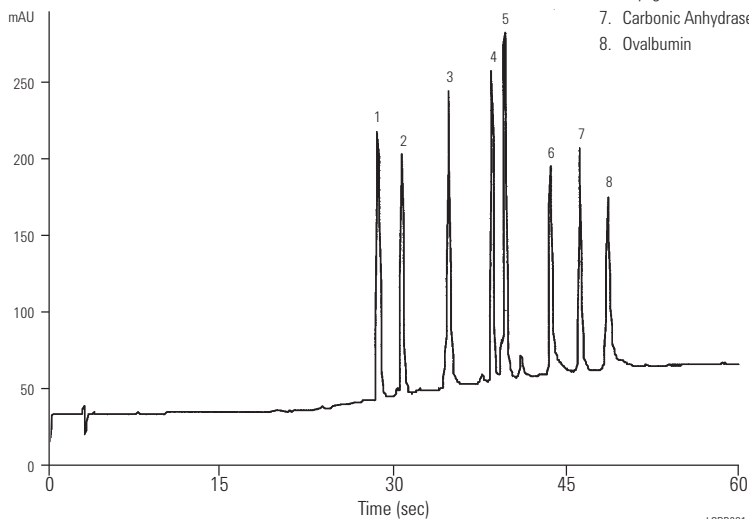
**Fast, high-resolution separation of peptides and proteins with Poroshell 300SB-C18**

**Column: Poroshell 300SB-C18  
660750-902  
2.1 x 75 mm, 5 µm**

Mobile Phase: A: 0.1% TFA  
B: 0.07% TFA in ACN  
Flow Rate: 3.0 mL/min (360 bar pressure)  
Gradient: 5-100% B in 1.0 min  
Temperature: 70 °C  
Detector: UV, 215 nm

Spaces between solutes indicate good peak capacity for rapidly separating complex samples.

- 1. Angiotensin II
- 2. Neurotensin
- 3. RNase
- 4. Insulin
- 5. Lysozyme
- 6. Myoglobin
- 7. Carbonic Anhydrase
- 8. Ovalbumin



LCBP031

**Peptide RP-HPLC/ESI-MS  
using NH<sub>4</sub>OH mobile phase  
yields both positive and negative ion spectra**

**Column:** ZORBAX Extend-C18  
773700-902  
2.1 x 150 mm, 5 μm

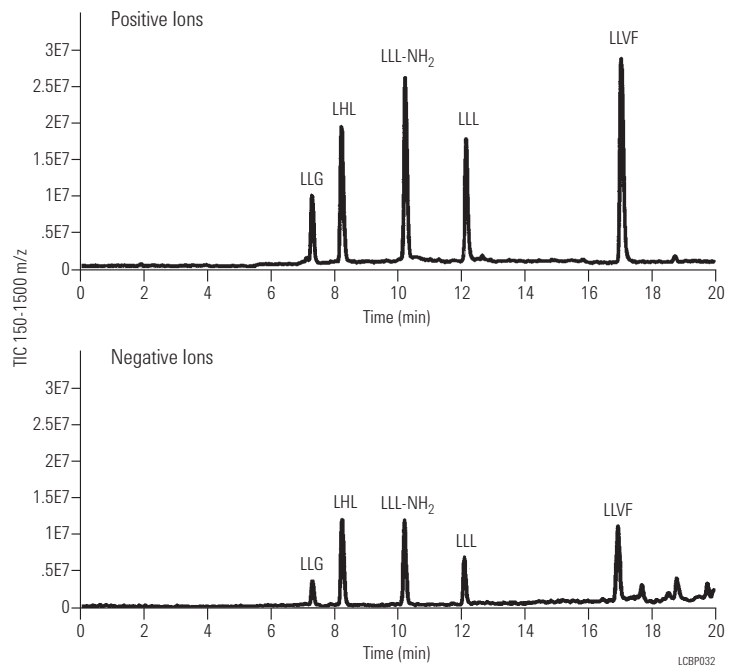
Flow Rate: 0.25 mL/min

Gradient: 5-60% B in 20 min

Temperature: 25 °C

MS Conditions: Pos. Ion ESI – V<sub>f</sub> 70 V, V<sub>cap</sub> 4.5 kV,  
N<sub>2</sub> – 35 psi, 12 L/min, 300 °C  
TIC 150-1500 m/z

Sample: 4 μL (50 ng each peptide)



**Comparison of Aβ peptide RP-HPLC  
separations at low and high pH**

**Column:** ZORBAX Extend-C18  
773700-902  
2.1 x 150 mm, 5 μm

Mobile Phase: A: 0.1% TFA in water  
B: 0.085% TFA in 80% ACN


Flow Rate: 0.25 mL/min

Gradient: 29-41% B in 30 min

Temperature: 80 °C

Detector: UV, 210 nm

Sample: 5 μL sample (100 pmol each)



Mobile Phase: A: 20 mM NH<sub>4</sub>OH in water  
B: 20 mM NH<sub>4</sub>OH in 80% ACN

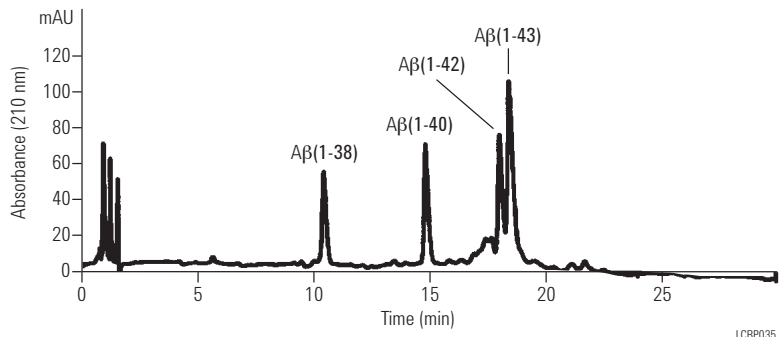
Flow Rate: 0.25 mL/min

Gradient: 26-38% B in 30 min

Temperature: 25 °C

Detector: UV, 210 nm

Sample: 5 μL sample (100 pmol each)



**Selectivity comparison of TFA and NH<sub>4</sub>OH for peptide RP-HPLC\ESI-MS analysis**

**Column:** ZORBAX Extend-C18  
773700-902  
2.1 x 150 mm, 5 μm

**Mobile Phase:** TFA Conditions:  
A: 0.1% TFA in water  
B: 0.085% TFA in 80% ACN  
NH<sub>4</sub>OH Conditions:  
A: 20 mM NH<sub>4</sub>OH in water  
B: 20 mM NH<sub>4</sub>OH in 80% ACN

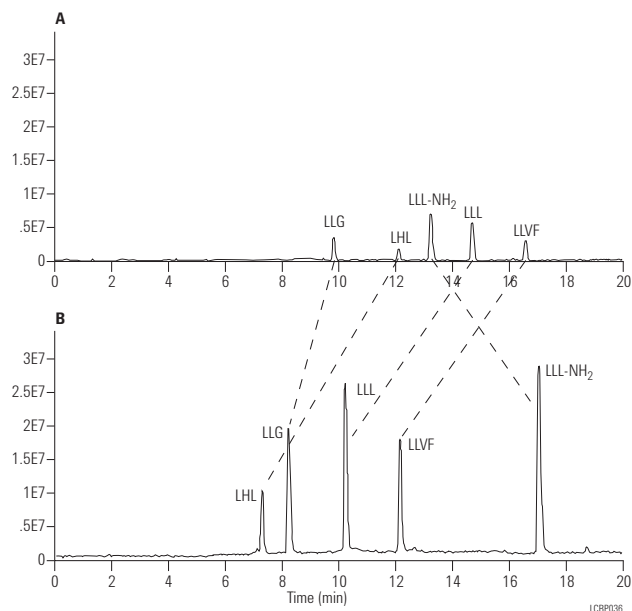
**Flow Rate:** 0.25 mL/min

**Gradient:** 5-60% B in 20 min

**Temperature:** 25 °C

**MS Conditions:** Pos. Ion ESI – V<sub>f</sub> 70V, V<sub>cap</sub> 4.5 kV,  
N<sub>2</sub> – 35 psi, 12 L/min., 300 °C  
TIC 150-1500 m/z

**Sample:** 4 μL (50 ng each peptide)



**Peptide phosphorylation sites LC and LC/MS using Capillary LC columns**

**Column:** ZORBAX 300SB-C18  
5064-8268  
0.5 x 150 mm, 3.5 μm

**Mobile Phase:** A: Water + 0.1% Formic acid  
B: Acetonitrile + 0.1% Formic acid

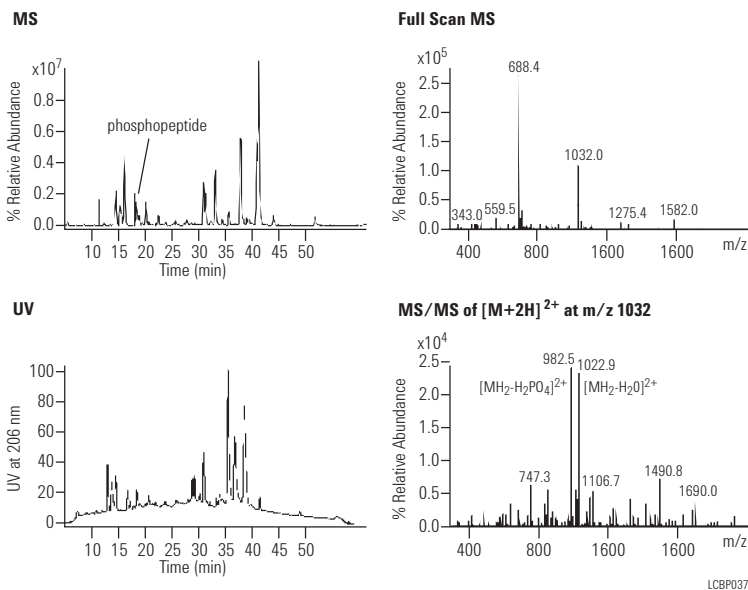
**Flow Rate:** 5.5 μL/min

**Gradient:** 5-55% B in 50 min, to  
85% B from 55-57 min

**Detector:** UV, 206 nm

**MS Conditions:** LC/MS: Pos. Ion ESI with LC/MSD trap  
V<sub>cap</sub>: 4000 V  
Drying gas flow: 7 L/min  
Drying gas temperature: 250 °C  
Nebulizer: 15 psi  
Capillary Exit Volt: 50 V Max  
Accum Time: 300 ms  
Total Averages: 3  
Isolation Width: 3 m/z  
Frag Amplitude: 1.0 V

**Sample:** Beta case in digest, 100 nL (4 pmol)





**Proteins: Effect of bonded phase, RP**

**Column A:** ZORBAX 300SB-C8  
883995-906  
4.6 x 150 mm, 5 µm

**Column B:** ZORBAX 300SB-CN  
883995-905  
4.6 x 150 mm, 5 µm

Mobile Phase: A: 0.1% TFA in Water,  
B: 0.1% TFA in 50/50 ACN/Water

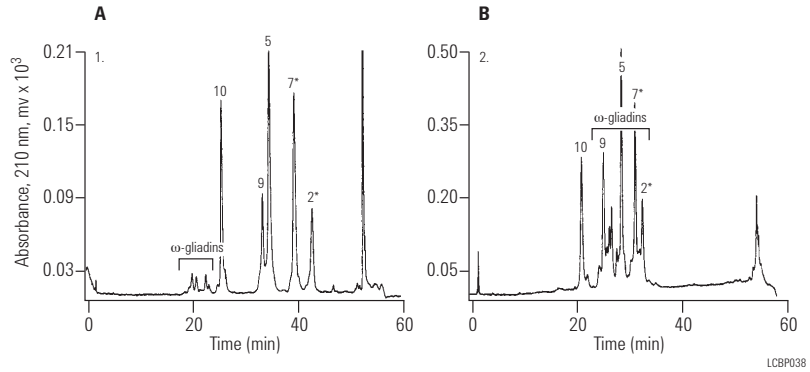
Flow Rate: 1.0 mL/min

Gradient: 1. 46-96% B in 60 min 23-48% ACN  
2. 50-86% B in 60 min 25-43% ACN

Temperature: 50 °C

Detector: UV, 210 nm

Sample: Wheat proteins, including w-gliadins



**Proteins: Effect of bonded phase**

**Column A:** ZORBAX RRHD 300SB-C18  
883995-902  
4.6 x 150 mm, 5 µm

**Column B:** ZORBAX 300SB-C8  
883995-906  
4.6 x 150 mm, 5 µm

**Column C:** ZORBAX 300SB-C3  
883995-909  
4.6 x 150 mm, 5 µm

**Column D:** ZORBAX 300SB-CN  
883995-905  
4.6 x 150 mm, 5 µm

Mobile Phase: A: 0.1% TFA in H<sub>2</sub>O  
B: 0.09% TFA in 80% ACN/20% Water

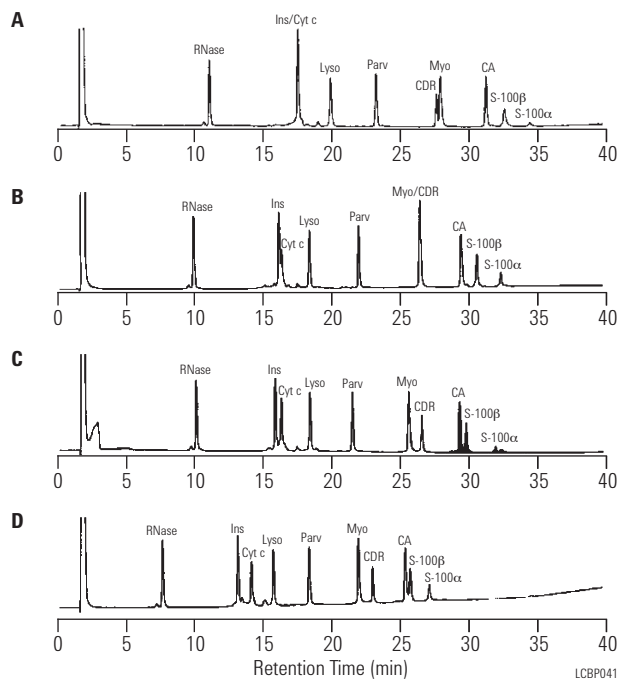
Flow Rate: 1.0 mL/min

Gradient: 25-70% B in 40 min

Temperature: 60 °C

Detector: UV, 210 nm

Sample: Polypeptides, 3 µg each



**Standard proteins by reversed-phase**

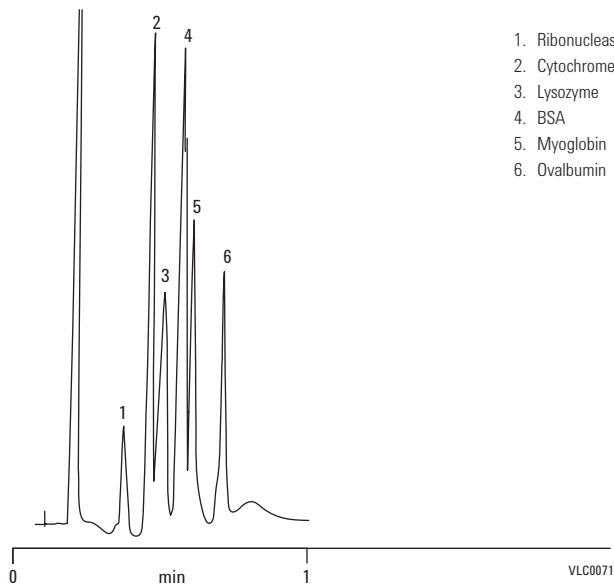
**Column:** PLRP-S 4000Å  
 PL1512-1803  
 4.6 x 50 mm, 8 µm

**Mobile Phase:** A: 0.1% TFA in 95% water:5% ACN  
 B: 0.1% TFA in 5% water:95% ACN

**Gradient:** Linear 18-60% B in 1 min

**Flow Rate:** 4.0 mL/min

**Detector:** UV, 280 nm



**Standard ion-exchange protein separation**

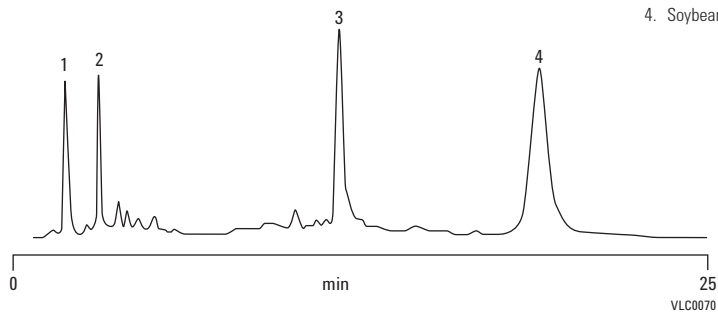
**Column:** PL-SAX 1000Å  
 PL1551-1502  
 4.6 x 50 mm, 5 µm

**Mobile Phase:** A: 10 mM Tris HCl pH 8  
 B: A+0.35 M NaCl pH 8

**Gradient:** 0-100% B in 20 min

**Flow Rate:** 1.0 mL/min

**Detector:** UV, 220 nm



**Deoxynucleosides:  
Using rapid resolution 3.5 µm columns**

**Column A:** ZORBAX SB-CN  
883975-905  
4.6 x 150 mm, 5 µm

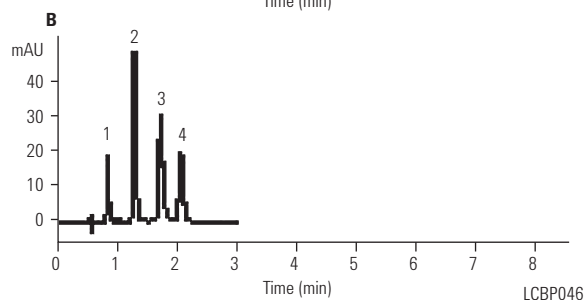
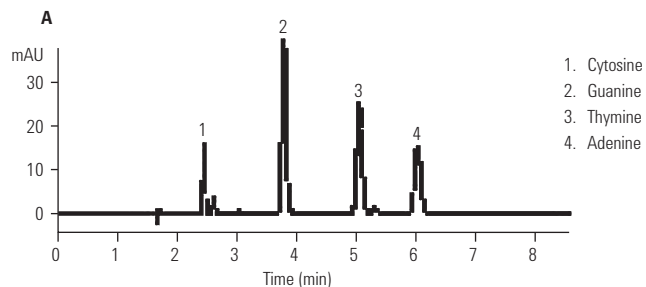
**Column B:** ZORBAX SB-CN  
835975-905  
4.6 x 50 mm, 3.5 µm

Mobile Phase: A: 0.1% TFA  
B: 90/10 v/v Methanol/Water (0.1% TFA)  
Isocratic, 97.5% A, 2.5% B

Flow Rate: 1.0 mL/min

Temperature: 30 °C

Detector: UV, 254 nm



LCBP046

**BSA tryptic digest on RRHT**

**Column:** ZORBAX SB-C18  
820700-902  
2.1 x 150 mm, 1.8 µm

Mobile Phase: A: 0.1% TFA, 5% ACN  
B: 0.08% TFA, 95% ACN

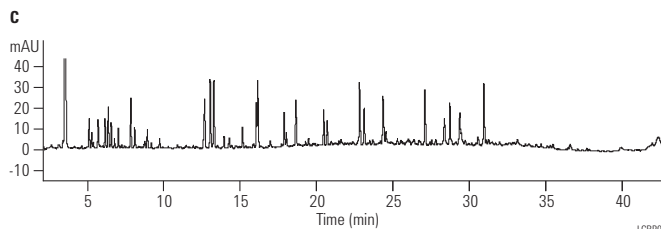
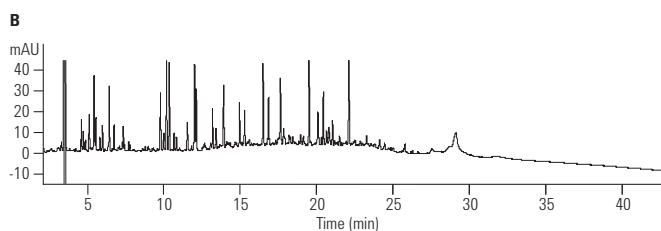
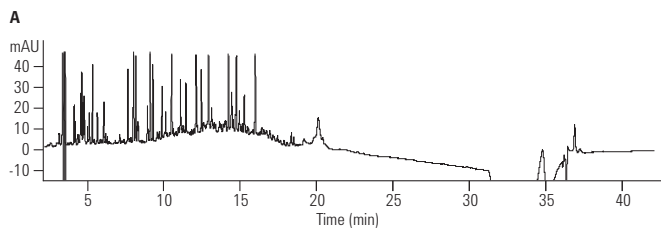
Flow Rate: 0.5 mL/min

Gradient: A: Time 0% B 5 min, Time 30% B 60 min  
B: Time 0% B 5 min, Time 45% B 60 min  
C: Time 0% B 5 min, Time 67.5% B 60 min

Temperature: 80 °C

Detector: UV, 214 nm

Sample: BSA tryptic digest



LCBP046

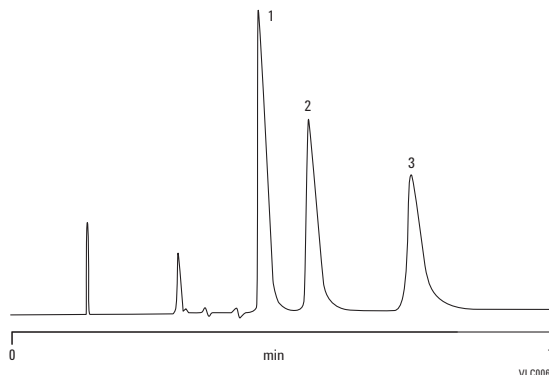
**Catecholamines**

**Column:** PLRP-S 100Å  
 PL1111-3500  
 4.6 x 150 mm, 5 µm

**Mobile Phase:** 95% 25 mM citric acid,  
 25 mM Na<sub>2</sub>HPO<sub>4</sub>, 1 mM heptane  
 sulfonic acid:5% ACN, pH 2.85

**Flow Rate:** 1.0 mL/min

**Detector:** UV, 280 nm



- 1. Noradrenaline
- 2. Adrenaline
- 3. Dopamine

**Whey proteins in dairy samples – milk**

**Column:** PLRP-S 300Å  
 PL1512-3801  
 4.6 x 150 mm, 8 µm

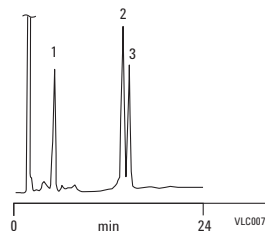
**Mobile Phase:** A: 0.1% TFA in 99% water:1% ACN  
 B: 0.1% TFA in 1% water:99% ACN

**Gradient:** 36-48% B, 0-24 min, 48-100% B, 24-30 min  
 100% B, 30-35 min, 100-36% B, 35-40 min

**Flow Rate:** 1.0 mL/min

**Injection Volume:** 10 µL

**Detector:** UV, 220 nm



- 1. α-Lactalbumin
- 2. β-Lactoglobulin (B chain)
- 3. β-Lactoglobulin (A chain)

### Temperature as a tool to enhance mass transfer and improve resolution of oligonucleotides in ion-pair reversed-phase HPLC

**Column:** PLRP-S 100Å  
PL1512-1300  
4.6 x 50 mm, 3 µm

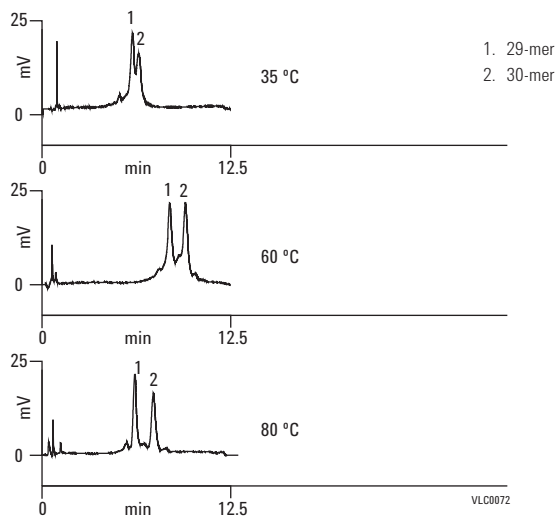
**Mobile Phase:** A: 100 mM TEAA  
B: 100 mM TEAA in 25% ACN

**Gradient:** 5% change in buffer B over 5 min

**Flow Rate:** 1.0 mL/min

**Temperature:** 35 °C, 60 °C, or 80 °C

**Detector:** UV, 254 nm



### Hydrophilic purine/pyrimidine separation

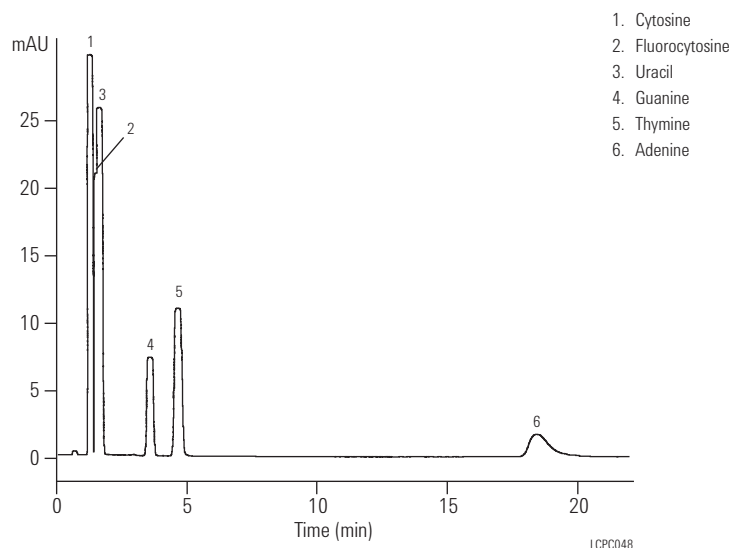
**Column:** ZORBAX SB-Aq  
883975-914  
4.6 x 150 mm, 5 µm

**Mobile Phase:** 50 mM NaOAc, pH 4.6

**Flow Rate:** 2.0 mL/min

**Temperature:** 35 °C

**Detector:** UV, 254 nm



For a comprehensive listing of chromatograms searchable by compound name, visit our online Chromatogram Library at [www.agilent.com/chem/library](http://www.agilent.com/chem/library)

# Chemical/Industrial Applications

## Analysis of biocides in hand sanitizer

**Column:** ZORBAX RRHD Eclipse Plus C18  
959757-902  
2.1 x 50 mm, 1.8 μm

**Mobile Phase:** A: H<sub>2</sub>O (0.5% TFA)  
B: ACN (0.04% TFA)

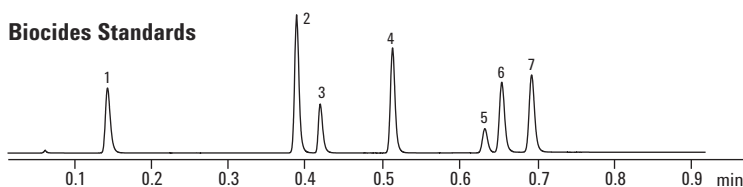
**Flow Rate:** 1.7 mL/min

**Gradient:** Time 0.0 95/5 A/B DAD: 275 nm (0 min)  
Time 1.0 55/45 A/B 225 nm (0.46 min)  
Time 1.1 0/100 A/B 255 nm (0.67 min)

**Sample:** 1 μL injection of 50 ppm std.

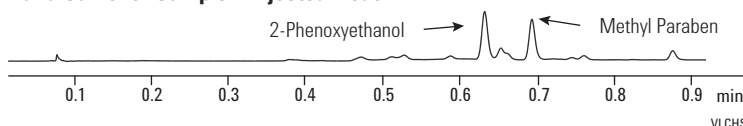
**Temperature:** 30 °C

### Biocides Standards



1. Kathon 1A
2. Kathon 1B
3. Carbendazim
4. 1,2-Benzisothiazol-3(2H)-one
5. 2-Phenoxyethanol
6. Benzoic Acid
7. Methyl Paraben

### Hand Sanitizer Sample - Injected Neat



## Triton X-114: Decreasing run-time by changing bonded phase

**Column A:** ZORBAX SB-C3  
883975-909  
4.6 x 150 mm, 5 μm

**Column B:** ZORBAX SB-C18  
883975-902  
4.6 x 150 mm, 5 μm

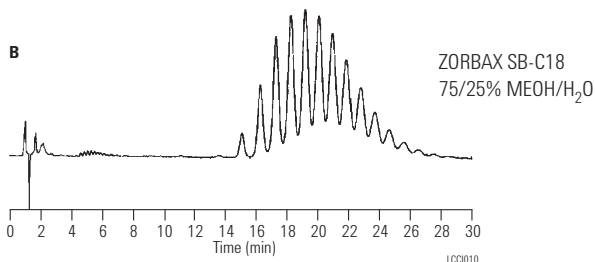
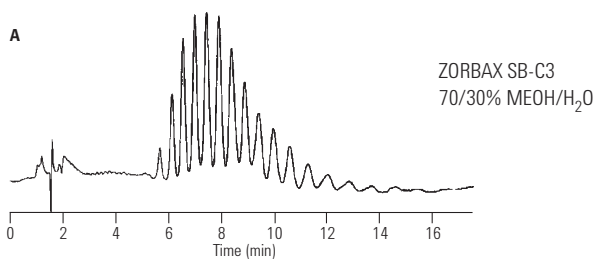
**Mobile Phase:** MeOH and H<sub>2</sub>O (as indicated)

**Flow Rate:** 1.0 mL/min

**Temperature:** 50 °C

**Detector:** UV, 225 nm

**Sample:** Triton X-114



**Organic acids separated on ZORBAX SB-Aq**

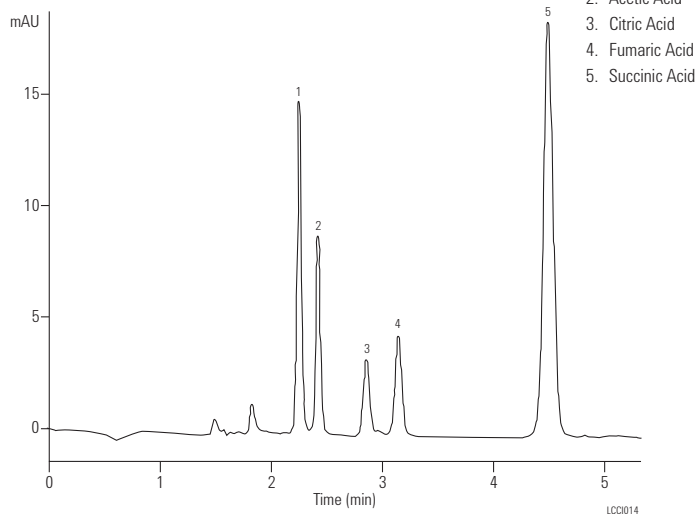
**Column:** ZORBAX SB-Aq  
883975-914  
4.6 x 150 mm, 5 µm

Mobile Phase: 99% 20 mM NaH<sub>2</sub>PO<sub>4</sub>, pH 2, 1% ACN

Flow Rate: 1.0 mL/min

Temperature: 35 °C

Detector: UV, 210 nm

**Brij 35**

**Column:** PLRP-S 100Å  
PL1111-3500  
4.6 x 150 mm, 5 µm

Mobile Phase: A: Water  
B: ACN

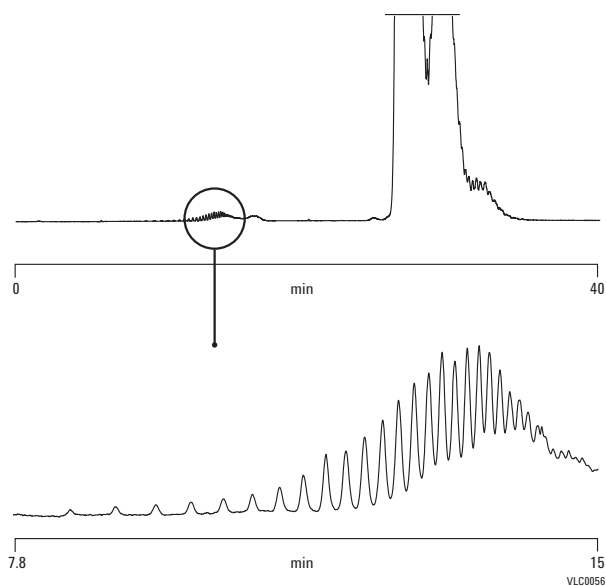
Gradient: 0-100% B in 40 min

Flow Rate: 0.8 mL/min

Injection Volume: 10 µL

Sample Conc: 1 mg/mL

Detector: ELS (neb=50 °C, evap=70 °C, gas=1.5 SLM)



**Alcohols and aliphatic compounds**

**Column:** Hi-Plex H  
 PL1170-6830  
 7.7 x 300 mm, 8 µm

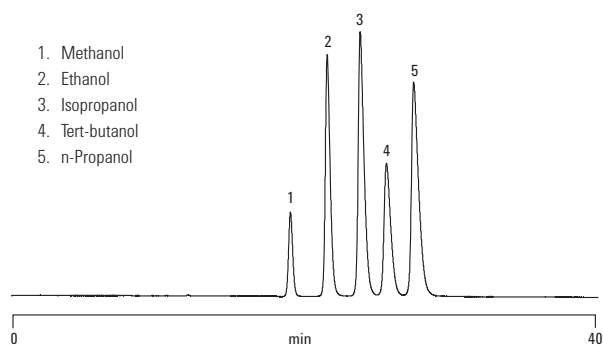
Mobile Phase: Water

Flow Rate: 0.6 mL/min

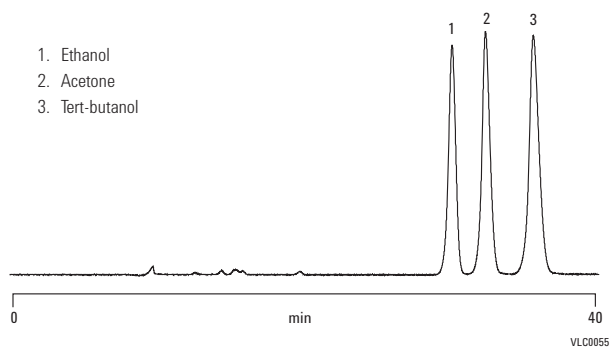
Temperature: 40 °C

Detector: 356-LC RI

1. Methanol
2. Ethanol
3. Isopropanol
4. Tert-butanol
5. n-Propanol



1. Ethanol
2. Acetone
3. Tert-butanol



VLC0055



For a comprehensive listing of chromatograms searchable by compound name, visit our online Chromatogram Library at [www.agilent.com/chem/library](http://www.agilent.com/chem/library)



## Environmental Applications

**NEW!****Fast LC/MS/MS analysis of group 4 pharmaceuticals from EPA-1694**

**Column:** ZORBAX RRHD HILIC Plus  
959758-901  
2.1 x 100 mm, 1.8  $\mu$ m

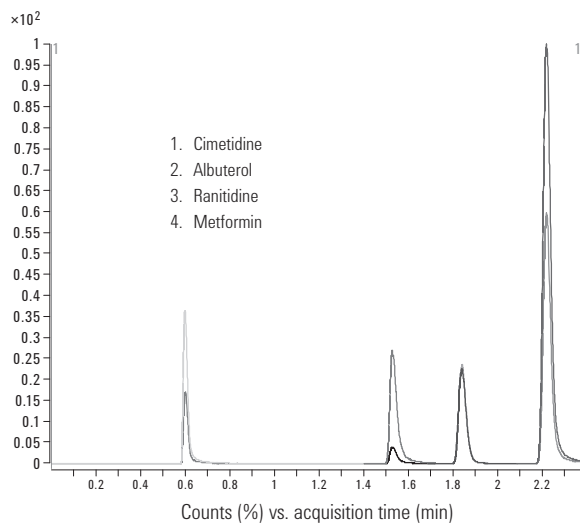
**Mobile Phase:** A: 10 mM ammonium acetate in water, pH 6.7  
B: acetonitrile

**Flow Rate:** 1 mL/min

**Detector:** Agilent 1290 Infinity LC with an  
Agilent 6410 Triple Quadrupole Mass Spectrometer

**MS Conditions:** TCC: 25  $^{\circ}$ C  
dMRM, ESI positive mode, cycle time 35 ms  
Drying Gas: 9 L/min, 300  $^{\circ}$ C  
Nebulizer Pressure: 40 psig  
Capillary Voltage: 4000

**Sample:** 0.1  $\mu$ L injection of 0.1 mg/mL each in  
acetonitrile/water (3:1): cimetidine, albuterol,  
ranitidine and metformin

**NEW!****Separation of azo dye degradation products**

**Column A:** Poroshell 120 EC-C18  
695775-902  
2.1 x 100 mm, 2.7  $\mu$ m

**Column B:** Poroshell 120 SB-C18  
685775-902  
2.1 x 100 mm, 2.7  $\mu$ m

**Column C:** Poroshell 120 Phenyl-Hexyl  
695775-912  
2.1 x 100 mm, 2.7  $\mu$ m

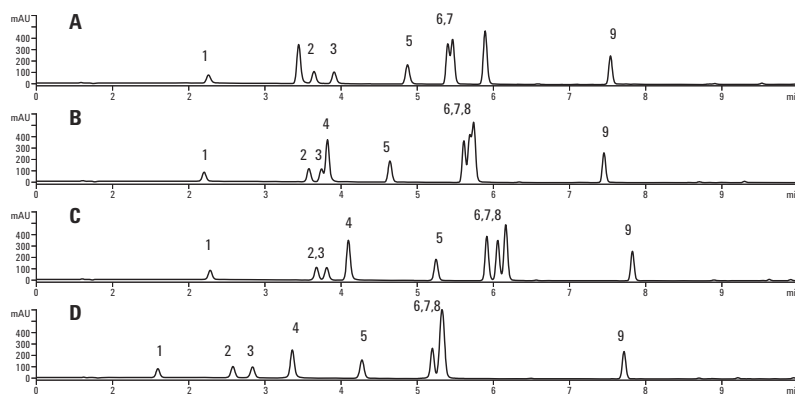
**Column D:** Poroshell 120 Bonus RP  
685775-901  
2.1 x 100 mm, 2.7  $\mu$ m

**Flow Rate:** 0.4 mL/min

**Gradient:** 15 to 100% MeOH over 10 min

**Solvent:** 10 mM Ammonium acetate, pH 4.8

1. Aniline
2. o-Toluidine
3. Methoxyaniline
4. Chloroaniline
5. Benzidine
6. Dimethylbenzidine
7. 3,3'-Dimethoxybenzidine
8. Naphthylamine
9. Dichlorobenzidine



### Comparison of phenols separation with Poroshell 120

**Column:** Poroshell 120 EC-C18  
699975-902  
4.6 x 50 mm, 2.7 µm

Mobile Phase: A: Water with 0.1% Formic Acid  
B: Acetonitrile

Gradient: Time %B  
0.8 5%  
6.8 60%

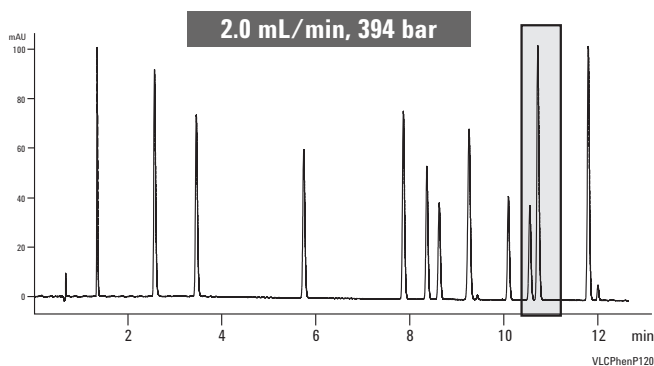
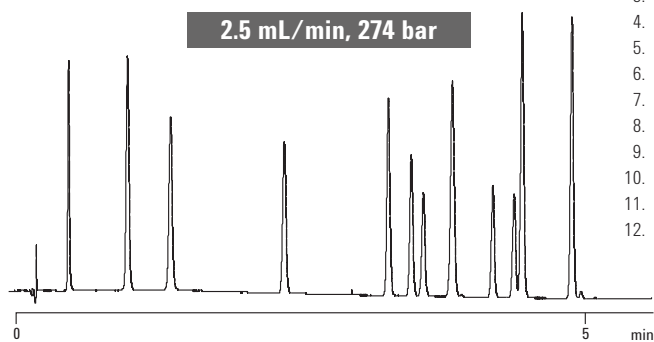
1200 SL controlled temperature  
at 25 °C 2 mm flow cell

**Column:** Poroshell 120 EC-C18  
695975-902  
4.6 x 100 mm, 2.7 µm

Mobile Phase: A: Water with 0.1% Formic Acid  
B: Acetonitrile

Gradient: Time %B  
2.0 5%  
17 60%

1200 RRLC SL controlled temperature  
at 25 °C 2 mm flow cell



### DNPH: Derivatized Aldehydes obtained from air

**Column:** ZORBAX ODS  
884950-543  
4.6 x 250 mm, 5 µm

Mobile Phase: A: 100% Water  
B: 100% ACN

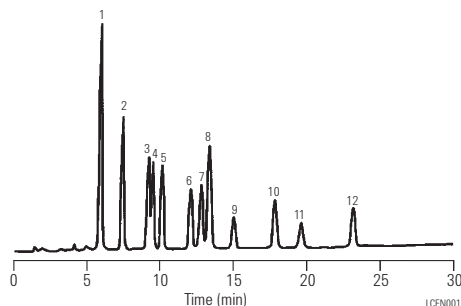
Flow Rate: 1.0 mL/min

Gradient: 60-75% B in 30 min; Wash: From 75-100% B in 5 min, after 5 min return to 60% B

Temperature: 35 °C

Detector: UV, 230 nm

Sample: DNPH Derivatized Aldehydes



**Amitrol in water by LC/MS, 0.05 ppb**

**Column:** ZORBAX SB-C18  
863954-302  
3.0 x 150 mm, 3.5  $\mu$ m

**Mobile Phase:** A: 10 mM ammonium acetate  
B: MeOH

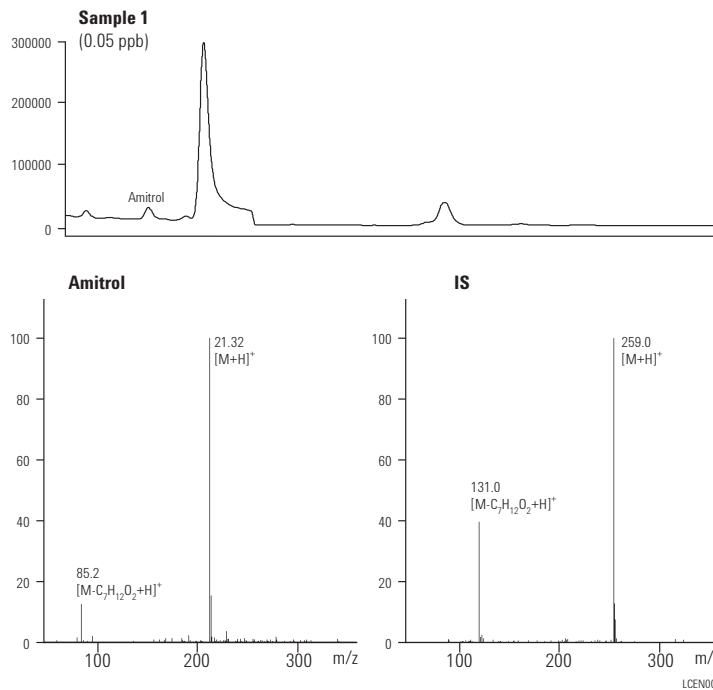
**Flow Rate:** 0.4 mL/min

**Gradient:** 0 min, 65% B; 10 min, 65% B;  
15 min, 100% B; 20 min, 65% B

**Temperature:** 30  $^{\circ}$ C

**MS Conditions:** Ionization Mode: APCI, positive polarity  
SIM parameters: Ion: 213 Amitrol  
Ion: 259 IS  
Fragmentor: 100 V  
SIM Resolution: Low  
Vaporizer: 325  $^{\circ}$ C  
Drying Gas ( $N_2$ ): 5.0 L/min  
Gas Temperature: 350  $^{\circ}$ C  
Nebulizer pressure: 60 psig  
Vcap: 4000 V  
Corona: 4.0  $\mu$ A

**Sample:** Amitrol in water, 100  $\mu$ L

**Anilines, substituted: Rapid separation**

**Column:** ZORBAX Rx/SB-C8  
866953-906  
4.6 x 75 mm, 3.5  $\mu$ m

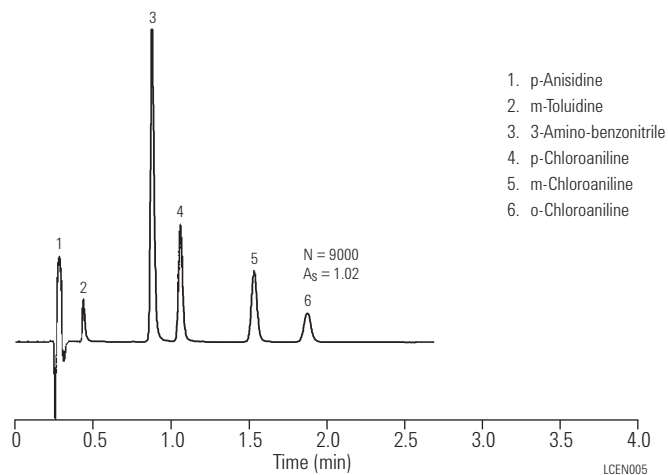
**Mobile Phase:** 20% ACN/80% 25 mM phosphate buffer, pH 2.5

**Flow Rate:** 3.0 mL/min

**Temperature:** 60  $^{\circ}$ C

**Detector:** UV, 254 nm

**Sample:** Anilines



### Explosives and related compounds: Qualitative and quantitative analysis

**Column A:** ZORBAX SB-C18  
883700-922  
2.1 x 150 mm, 5 µm

**Column B:** ZORBAX SB-CN  
883700-905  
2.1 x 150 mm, 5 µm

Mobile Phase: A = ACN + 5% H<sub>2</sub>O + 5 mM CF<sub>3</sub>COONH<sub>4</sub>  
B = H<sub>2</sub>O + 5% ACN + 5 mM CF<sub>3</sub>COONH<sub>4</sub>,  
pH 2.7 (CF<sub>3</sub>COOH)

Flow Rate: 0.23 mL/min

Gradient: A:  
0 min 80% B  
2 min 80% B  
10 min 70% B  
20 min 65% B  
25 min 60% B  
35 min 30% B  
40 min 30% B  
42 min 80% B

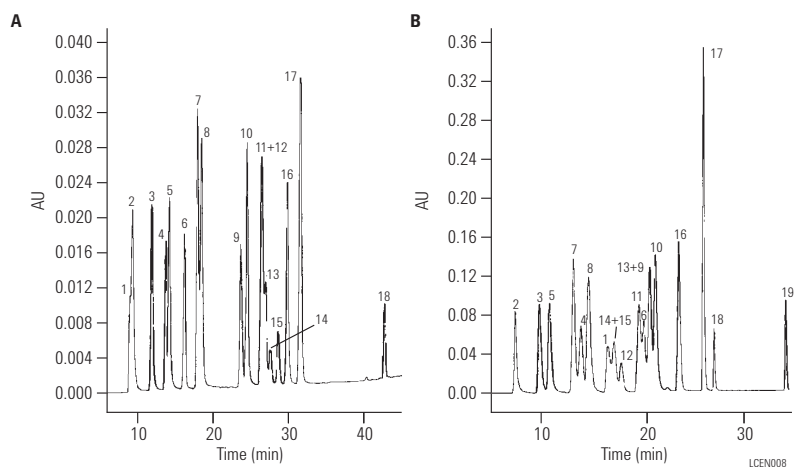
B:  
0 min 80% B  
1 min 80% B  
15 min 70% B  
30 min 20% B  
35 min 20% B  
37 min 80% B

Temperature: 18 °C

Detector: UV, 210, 240, 360 nm, wavelength  
switching for each compound

Sample: 10 µL of 19 explosive compounds  
in ACN/H<sub>2</sub>O (20/80)

- |                               |                                |
|-------------------------------|--------------------------------|
| 1. Picric acid                | 11. 4-Amino-4,6-dinitrotoluene |
| 2. 4-Amino-2-nitrotoluene     | 12. 2-Nitrotoluene             |
| 3. 2-Amino-6-nitrotoluene     | 13. 2,6-Dinitrotoluene         |
| 4. RDX                        | 14. 4-Nitrotoluene             |
| 5. 2-Amino-4-nitrotoluene     | 15. 3-Nitrotoluene             |
| 6. HMX                        | 16. 2,4,6-Trinitrotoluene      |
| 7. 1,3-Dinitrobenzene         | 17. Tetryl                     |
| 8. 1,3,5-Trinitrobenzene      | 18. Diphenylamine              |
| 9. 2-Amino-4,6-dinitrotoluene | 19. Hexyl                      |
| 10. 2,4-Dinitrotoluene        |                                |



For a comprehensive listing of chromatograms searchable by compound name, visit our online Chromatogram Library at [www.agilent.com/chem/library](http://www.agilent.com/chem/library)

**Explosives from soil extract**

**Column:** ZORBAX SB-C18  
880975-302  
3.0 x 250 mm, 5 µm

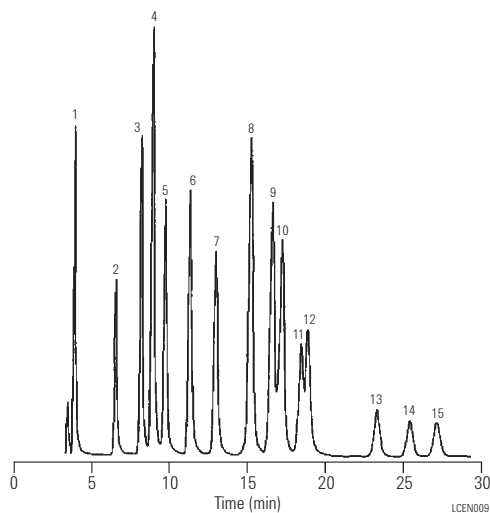
Mobile Phase: Methanol/Water (50/50) (v/v)

Flow Rate: 0.3 mL/min

Temperature: Ambient

Detector: UV, 230 nm

Sample: 10 µL explosives mix



1. Octogen (HMX)
2. Hexogen (RDX)
3. 2-Amino-6-nitrotoluene
4. 1,3,5-Trinitrobenzene
5. 2-Amino-4-nitrotoluene
6. 1,3-Dinitrobenzene
7. Tetryl
8. 2,4,6-Trinitrotoluene
9. 4-Amino-2,6-dinitrotoluene
10. 2-Amino-4,6-dinitrotoluene
11. 2,6-Dinitrotoluene
12. 2,4-Dinitrotoluene
13. 2-Nitrotoluene
14. 4-Nitrotoluene
15. 3-Nitrotoluene

**Herbicides on different bonded phases**

**Column A:** ZORBAX SB-CN  
883975-905  
4.6 x 150 mm, 5 µm

**Column B:** ZORBAX SB-Phenyl  
883975-912  
4.6 x 150 mm, 5 µm

**Column C:** ZORBAX SB-C8  
883975-906  
4.6 x 150 mm, 5 µm

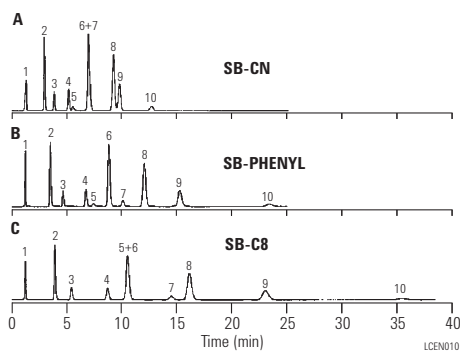
Mobile Phase: 35% ACN, 65% Water

Flow Rate: 1.0 mL/min

Temperature: Ambient

Detector: UV, 254 nm

Sample: Herbicides



1. Bentazon
2. Tebuthiuron
3. Simazine
4. Atrazine
5. Prometon
6. Diuron
7. Propazine
8. Propanil
9. Prometryne
10. Metolachlor

**Herbicide/pesticide standards:  
Effect of bonded phase**

**Column:** Eclipse XDB-C8  
993967-906  
4.6 x 150 mm, 5 µm

Mobile Phase: Water/Acetonitrile

Flow Rate: 1.0 mL/min

Gradient: 20-60% in 15 min

Temperature: 50 °C

40 °C

30 °C

20 °C

Detector: DAD 240

Sample: Herbicide & pesticide standards

**Column:** Eclipse XDB-C18  
993967-902  
4.6 x 150 mm, 5 µm

Mobile Phase: Water/Acetonitrile

Flow Rate: 1.0 mL/min

Gradient: 20-60% in 15 min

Temperature: 50 °C

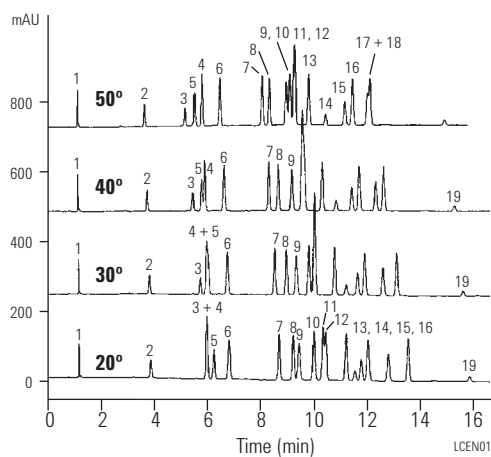
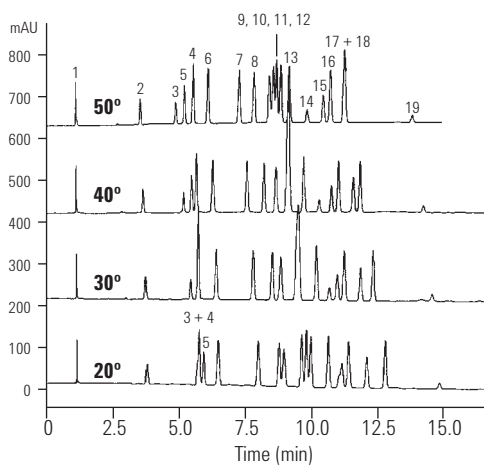
40 °C

30 °C

20 °C

Detector: DAD 240

Sample: Herbicide & pesticide standards



1. Desethyldeisopropylatrazine
2. Desethylatrazine
3. Benzthiazuron
4. Hexazinon
5. Metoxuron
6. Simazine
7. Methabenzthiazuron
8. Simazine
9. Atrazine
10. Isoproturon
11. Diuron
12. Monoluron
13. Metobromuron
14. Metazachlor
15. Propazine
16. Sebutylazine
17. Terbutylazine
18. Linuron
19. Metolachlor



For a comprehensive listing of chromatograms searchable by compound name, visit our online Chromatogram Library at [www.agilent.com/chem/library](http://www.agilent.com/chem/library)

### Separation of EPA 610 PAH Mix

**Column:** Eclipse PAH  
959990-318  
3.0 x 250 mm, 5 µm

**Mobile Phase:** A: Water  
B: Acetonitrile  
Initial %B = 40

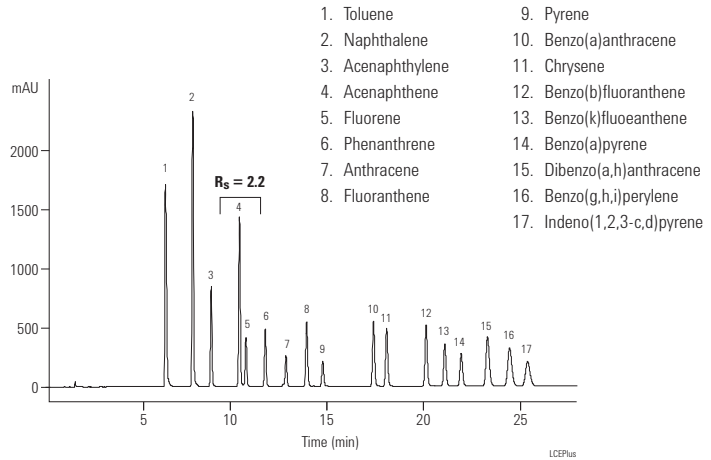
**Flow Rate:** 0.85 mL/min

**Gradient:**

Time (Min)	%B
0.00	45
17.5	100
24.0	100
25.5	40
27.5	40
Stop Time = 25.0	

**Temperature:** 25 °C

**Detector:** 220, 4 nm No Ref.; Stop time = 26.0 min



### Polycyclic aromatic hydrocarbons according to EPA Method 610

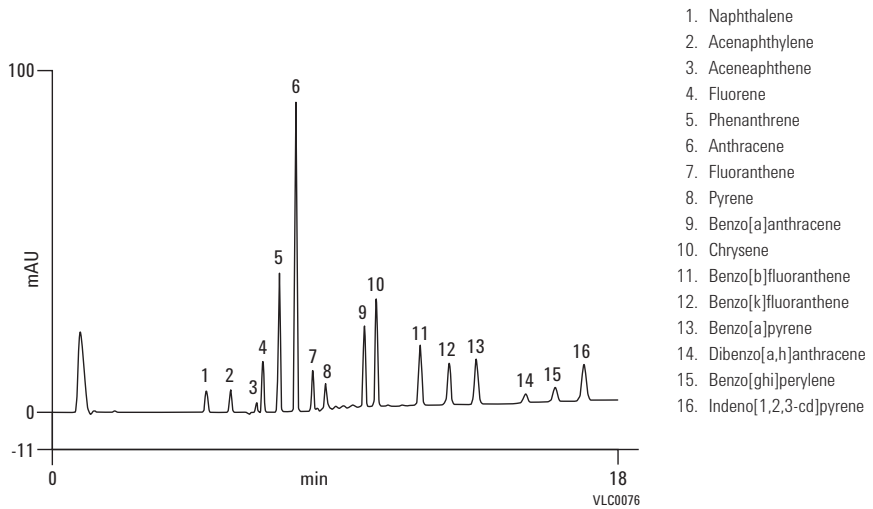
**Column:** Pursuit PAH  
A7001100X046  
4.6 x 100 mm, 3 µm

**Sample:** NIST 16473 Standard

**Mobile Phase:** A: ACN:water, 25:75  
B: ACN

**Flow Rate:** 2.0 mL/min

**Detector:** UV, 254 nm



**NEW!**

**Rapid method development for 18 PAH compounds with an Agilent RRHD Eclipse PAH column**

**Column:** ZORBAX RRHD Eclipse PAH  
959758-918  
2.1 x 100 mm, 1.8 µm

**Mobile Phase:** A: Water  
B: Acetonitrile

**Flow Rate:** 0.84 mL/min

**Gradient:** 40-100% B, gradient time ( $t_g$ ) varies from 1 to 20 min;  
isocratic hold at 100% B for 2 min,  
re-equilibrate column at 40% B for 3 min

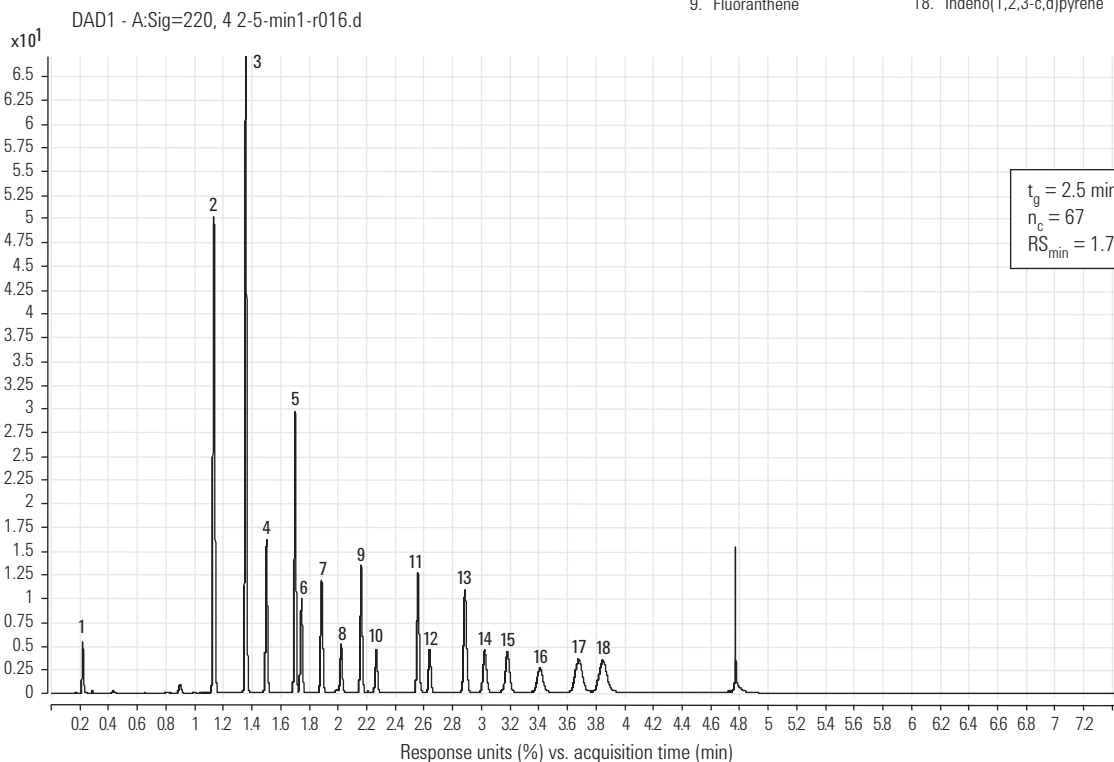
**Temperature:** 25 °C

**Detector:** Agilent 1290 Infinity LC

**MS Conditions:** Sig = 220, 4 nm; Ref = Off

**Sample:** 0.5 µL injection of diluted Agilent PAH Mixture  
(P/N 8500-6035) spiked with thiourea as a  $v_0$  marker

- |                             |                             |
|-----------------------------|-----------------------------|
| 1. Thiourea ( $V_0$ marker) | 10. Pyrene                  |
| 2. Toluene                  | 11. Benzo(a)anthracene      |
| 3. Naphthalene              | 12. Chrysene                |
| 4. Acenaphthylene           | 13. Benzo(b)fluoranthene    |
| 5. Acenaphthene             | 14. Benzo(k)fluoranthene    |
| 6. Fluorene                 | 15. Benzo(a)pyrene          |
| 7. Phenanthrene             | 16. Dibenzo(a,h)anthracene  |
| 8. Anthracene               | 17. Benzo(g,h,i)perylene    |
| 9. Fluoranthene             | 18. Indeno(1,2,3-c,d)pyrene |



Gradient times are rapidly screened for the separation of 18 compounds.



### Separation of 20 PAHs on Eclipse PAH

**Column:** Eclipse PAH  
959964-918  
4.6 x 100 mm, 1.8 µm

**Mobile Phase:** A: Water  
B: Acetonitrile

**Flow Rate:** 1.8 mL/min

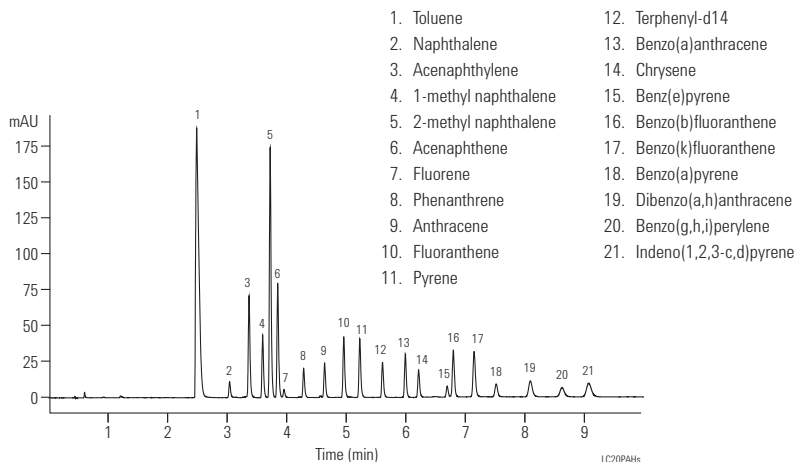
**Gradient:**

Time (Min)	% B
0	40
6	100
9.5	100
10	40

Stop Time = 12

**Temperature:** 25 °C

**Detector:** 230, 8 nm No Ref.; Data rate 0.2 s, micro flow cell



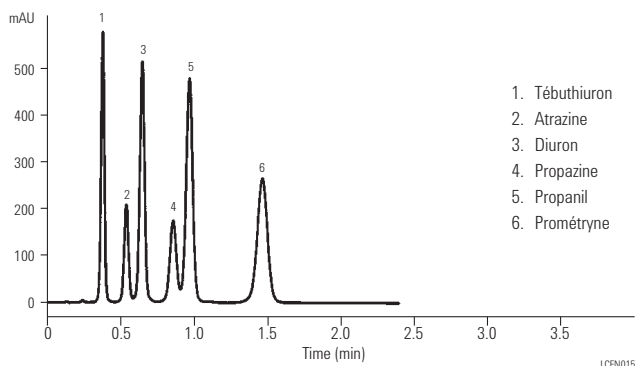
### Herbicides: Rapid separation

**Column:** Eclipse XDB-C18  
933975-902  
4.6 x 30 mm, 3.5 µm

**Mobile Phase:** MeOH:H<sub>2</sub>O (60:40)

**Flow Rate:** 2 mL/min

**Temperature:** Ambient



### Phenoxyacid herbicides

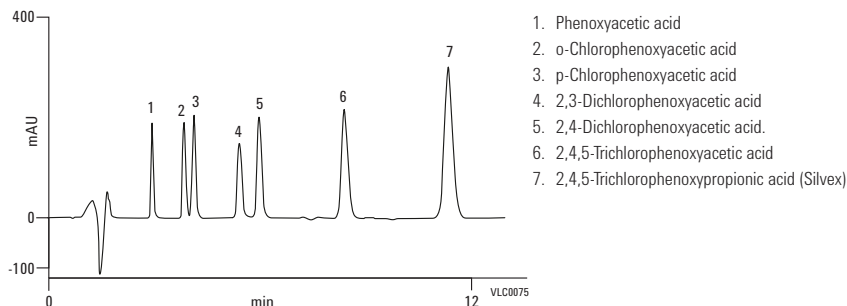
**Column:** Pursuit XRs C8  
A6010150X046  
4.6 x 150 mm, 5 µm

**Mobile Phase:** MeCN:water+0.1% HCOOH, 50:50

**Flow Rate:** 1.0 mL/min

**Temperature:** Ambient

**Detector:** UV, 220 nm



**Triazine pesticides on Bonus-RP and Alkyl C8 phase**

**Column:** ZORBAX Bonus-RP  
883668-901  
4.6 x 150 mm, 5 µm

**Mobile Phase:** MeOH: 0.1% TFA (70:30)\*

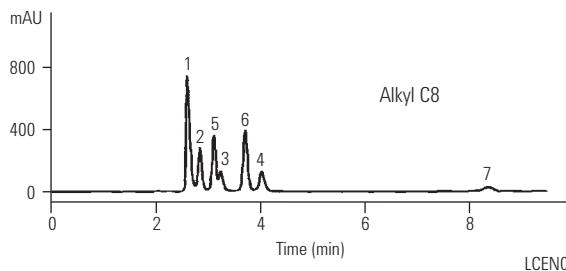
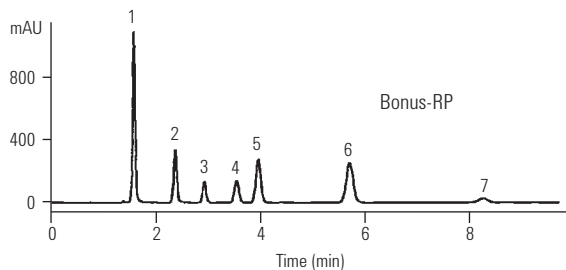
**Flow Rate:** 1.0 mL/min

**Temperature:** Ambient

**Detector:** 254 nm

**Sample:** Triazine pesticides, 2 µL

- 1. Prometryne
- 2. Tebuthiuron
- 3. Atrazine
- 4. Propazine
- 5. Diuron
- 6. Propanil
- 7. Dacthal



\* For low pH work with Bonus-RP, a TFA mobile phase is often preferred over phosphate, and is compatible with LC/MS.

**Phenols, substituted**

**Column:** ZORBAX SB-C18  
883975-902  
4.6 x 150 mm, 5 µm

**Mobile Phase:** 20% ACN/80% 0.01 M H<sub>3</sub>PO<sub>4</sub> to 45% ACN in 7.5 min

**Flow Rate:** 1.5 mL/min

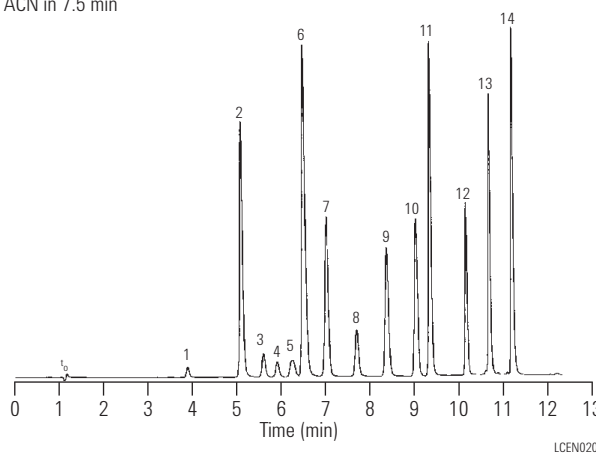
**Gradient:** 80% ACN in 2.0 min

**Temperature:** 35 °C

**Detector:** UV, 254 nm

**Sample:** Phenols

- 1. Phenol
- 2. 4-Nitrophenol
- 3. m-Cresol
- 4. o-Cresol
- 5. 2-Chlorophenol
- 6. 2,4-Dinitrophenol
- 7. 2-Nitrophenol
- 8. 2,4-Dimethylphenol
- 9. 4-Chloro-3-methylphenol
- 10. 2,4-Dichlorophenol
- 11. 2-Methyl-4,6-dinitrophenol
- 12. 2,4,6-Trichlorophenol
- 13. 2,3,4,6-Tetrachlorophenol
- 14. Pentachlorophenol



### Plant hormones: Rapid gradient elution separation

**Column:** ZORBAX Rx/SB-C8  
866953-906  
4.6 x 75 mm, 3.5 µm

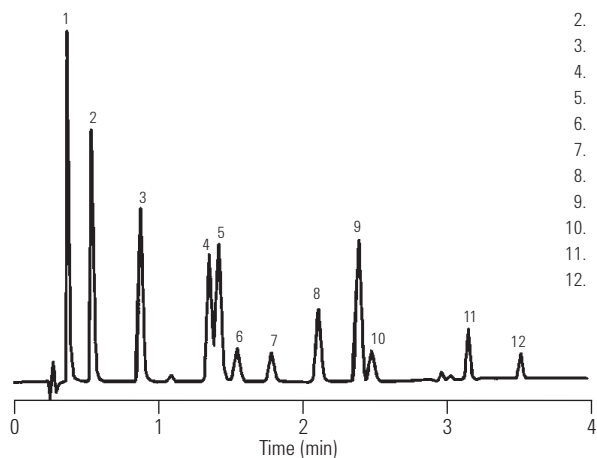
**Mobile Phase:** A: Water with 0.1% TFA  
B: Acetonitrile with 0.1% TFA

**Flow Rate:** 3.0 mL/min

**Temperature:** 60 °C

**Detector:** UV, 245 nm

**Sample:** Plant hormones



1. Kinetin
2. n-6-Benzyl adenine
3. 3-Indole acetic acid
4. 1-Naphthyl acetamide
5. 3-Indole propionic acid
6. o-Chlorophenoxy acetic acid
7. p-Chlorophenoxy acetic acid
8. 3-Indole butyric acid
9. 1-Naphthyl acetic acid
10. o-Chlorophenoxy propionic acid
11. 3,4,5-Trichlorophenoxy acetic acid
12. 3,4,5-Trichlorophenoxy propionic acid

LCEN022

### VX nerve agent metabolites by LC/MS-IS standard (C13 labeled)

**Column:** ZORBAX NH2  
860700-708  
2.1 x 50 mm, 5 µm

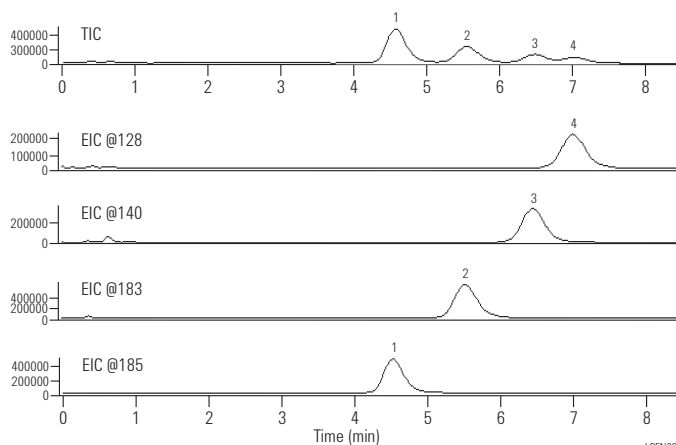
**Mobile Phase:** 1:1 (20 mM Ammonium Acetate pH 4.5/Acetonitrile)

**Flow Rate:** 0.5 mL/min, 1 µL injection (prepared std in ACN)

**Temperature:** 35 °C

**Detector:** ESI-Negative Ion, Gas Flow 12 L/min, Nebulizer 60 psi

Sample	MW
1. Cyclohexyl methylphosphonic acid	178
2. Pinacolyl methylphosphonic acid	180
3. Isopropyl methylphosphonic acid	138
4. Ethyl methylphosphonic acid	124



LCEN025



For a comprehensive listing of chromatograms searchable by compound name, visit our online Chromatogram Library at [www.agilent.com/chem/library](http://www.agilent.com/chem/library)

# Food and Consumer Product Applications

**NEW!**

## Blueberry anthocyanin analysis

**Column A:** Poroshell 120 SB-C18  
687975-902  
4.6 x 75 mm, 2.7 µm

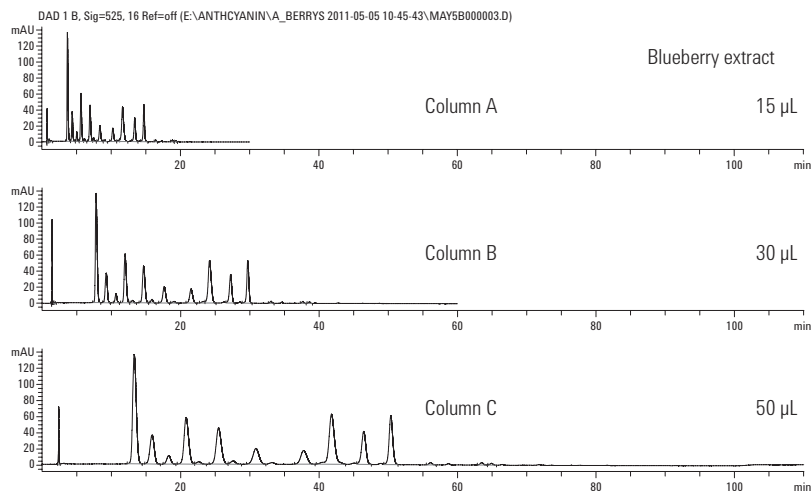
**Column B:** ZORBAX SB-C18  
863953-902  
4.6 x 150 mm, 3.5 µm

**Column C:** ZORBAX SB-C18  
880975-902  
4.6 x 250 mm, 5 µm

Flow Rate: 1 mL/min

Detector: Agilent 1260 Rapid Infinity LC

Blueberry anthocyanin analysis on totally porous and superficially porous StableBond C18 columns. Overlay of anthocyanin method with 250 mm 5 µm, 150 mm 3.5 µm, and 75 mm 2.7 µm at 1 mL/min.



**NEW!**

## Analysis of pesticide residues in green tea

**Column:** Poroshell 120 EC-C18  
695775-902  
2.1 x 100 mm, 2.7 µm

Mobile Phase: A: 5 mM FA in water  
B: 5 mM FA in ACN

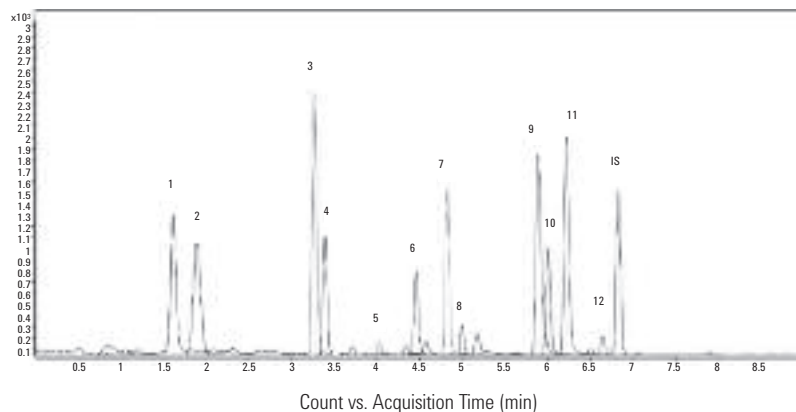
Flow Rate: 0.4 mL/min

Gradient: 5% B in 1 min, 50% B in 3 min,  
90% B in 7 min, 90% B in 8 min,  
5% B in 8.2 min, 5% B in 9 min

Temperature: 30 °C

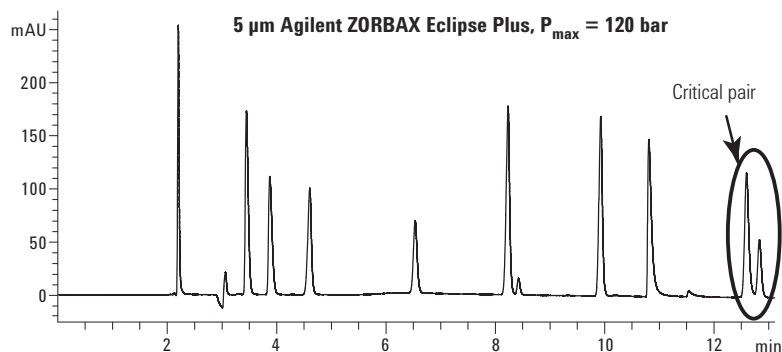
MRM chromatograms of 50 ng/g fortified sample processed by EN method.

- |                  |                     |
|------------------|---------------------|
| 1. Acephate      | 7. Propoxur         |
| 2. Pymetrozine   | 8. Carbaryl         |
| 3. Carbendazim   | 9. Cyprodinil       |
| 4. Thiabendazole | 10. Ethoprophos     |
| 5. Imidacloprid  | 11. Penconazole     |
| 6. Imazalil      | 12. Kresoxim-methyl |
|                  | IS TPP              |



**NEW!**

**An overlay of the original ZORBAX Eclipse Plus 5  $\mu\text{m}$  method and Agilent Poroshell 120 method.  
All 11 peaks on Poroshell 120 are resolved by the time the first peak elutes on the original  
5  $\mu\text{m}$  ZORBAX Eclipse Plus method**



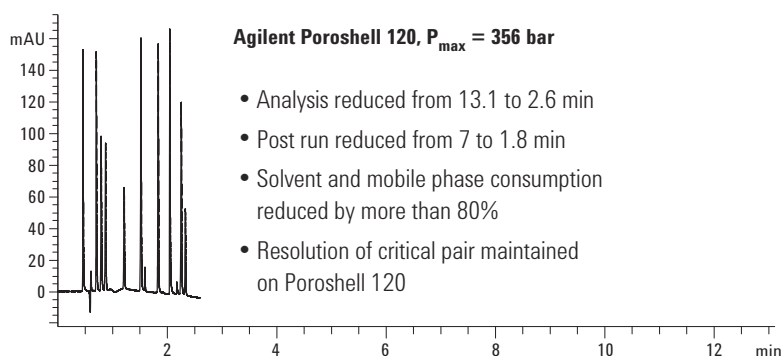
**Column: Eclipse Plus C18  
959990-902  
4.6 x 250 mm, 5  $\mu\text{m}$**

Mobile Phase: A: 20 mM ammonium acetate, pH 4.80  
B: acetonitrile

Flow Rate: 1.000 mL/min

Gradient: 14% B at  $t_0$ , ramp to 52% B in 12.0 min

Temperature: 30 °C



**Column: Poroshell 120 EC-C18  
695975-302  
3.0 x 100 mm, 2.7  $\mu\text{m}$**

Mobile Phase: A: 20 mM ammonium acetate, pH 4.80  
B: acetonitrile

Flow Rate: 0.851 mL/min

Gradient: 14% B at  $t_0$ , ramp to 52% B in 2.1 min

Temperature: 30 °C



For a comprehensive listing of chromatograms searchable by compound name, visit our online Chromatogram Library at [www.agilent.com/chem/library](http://www.agilent.com/chem/library)

**NEW!**

**Fast analysis of sulfa drugs**

**Column:** Eclipse Plus C18  
959990-902  
4.6 x 250 mm, 5 µm

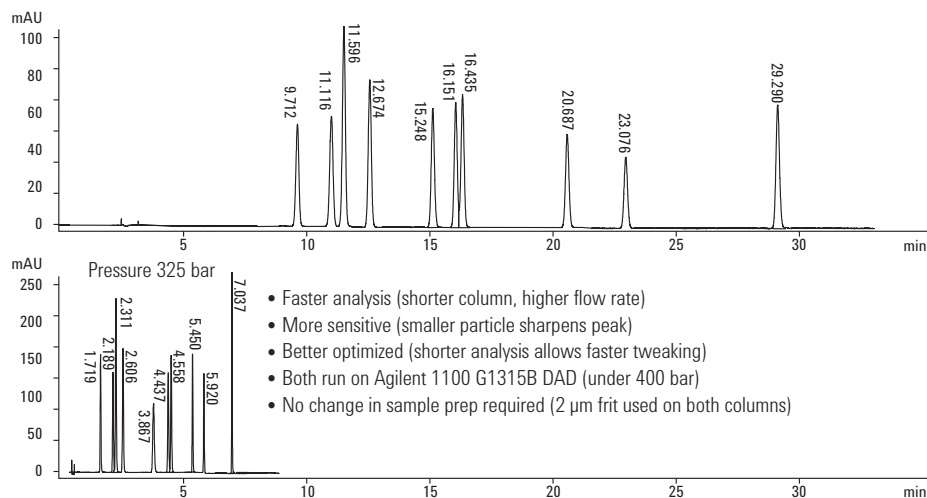
**Column:** Poroshell 120 EC-C18  
695975-902  
4.6 x 100 mm, 2.7 µm

**Gradient:** Formic acid/acetonitrile

**Detector:** Agilent 1100 Series LC

**Sample:** Ten sulfa drugs

A separation of ten sulfa drugs scaled from an Agilent ZORBAX Eclipse Plus C18 column to an Agilent Poroshell 120 EC-C18 column showing analysis time decreased from 30 min to 8 min using a formic acid/acetonitrile gradient.



For a comprehensive listing of chromatograms searchable by compound name, visit our online Chromatogram Library at [www.agilent.com/chem/library](http://www.agilent.com/chem/library)

**NEW!****Determination of anthocyanins in blueberries**

**Column:** ZORBAX RRHD Eclipse Plus C18  
959758-902  
2.1 x 100 mm, 1.8  $\mu$ m

**Column:** ZORBAX RRHD Eclipse Plus Phenyl-Hexyl  
959758-912  
2.1 x 100 mm, 1.8  $\mu$ m

**Column:** ZORBAX RRHD SB-Aq  
858700-914  
2.1 x 100 mm, 1.8  $\mu$ m

**Column:** ZORBAX RRHD SB-Phenyl  
858700-912  
2.1 x 100 mm, 1.8  $\mu$ m

**Mobile Phase:** A: 5% HCOOH in H<sub>2</sub>O  
B: CH<sub>3</sub>CN

**Flow Rate:** 0.65 mL

**Gradient:** 10-50% B in 15 min

**Detector:** Agilent 1290 Infinity LC

**MS Conditions:** DAD: Sig = 525, 8 nm; Ref = Off  
MS2 Scan: ESI + 200-1000  
Scan time: 100 ms, 0.2 amu step  
Fragmentor: 180 V

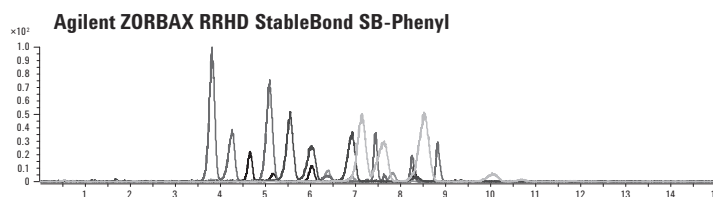
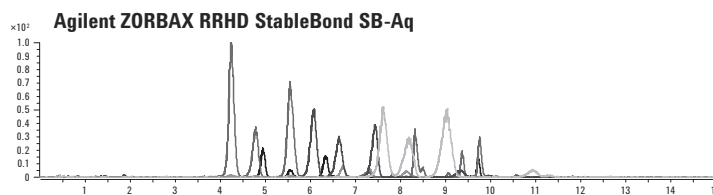
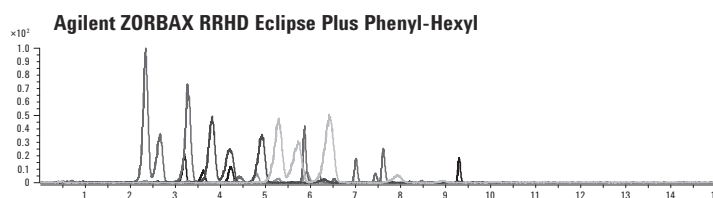
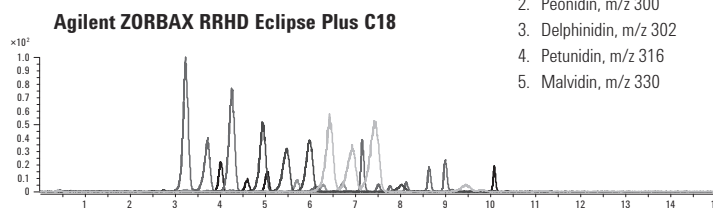
Drying gas: 10 L/min, 350 °C

Nebulizer Pressure: 50 psig

Capillary Voltage: 3500

**Sample:** 5  $\mu$ L injection of blueberry extract

1. Cyanidin, m/z 286
2. Peonidin, m/z 300
3. Delphinidin, m/z 302
4. Petunidin, m/z 316
5. Malvidin, m/z 330



Counts (%) versus Acquisition time (min)

### Separation of Azo Dyes

**Column:** Eclipse Plus Phenyl Hexyl  
959996-912  
4.6 x 100 mm, 5 µm

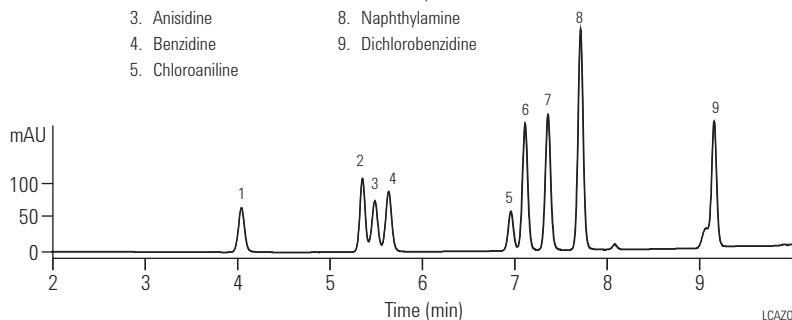
**Mobile Phase:** A: 10 mM Ammonium Acetate, pH 4.7  
B: MeOH

**Flow Rate:** 1.5 mL/min

**Gradient:** Time (Min): %B:  
0 25  
5 50

**Detector:** UV, 254 nm

- |                  |                       |
|------------------|-----------------------|
| 1. Aniline       | 6. o-Tolidine         |
| 2. o-Toluidine   | 7. Dimethoxybenzidine |
| 3. Anisidine     | 8. Naphthylamine      |
| 4. Benzidine     | 9. Dichlorobenzidine  |
| 5. Chloroaniline |                       |



LCAZO

### Anthocyanins from blueberries: High-efficiency high-speed separation

**Column A:** ZORBAX SB-C18  
880975-902  
4.6 x 250 mm, 5 µm

**Column B:** ZORBAX SB-C18  
863953-902  
4.6 x 150 mm, 3.5 µm

**Column C:** ZORBAX SB-C18  
866953-902  
4.6 x 75 mm, 3.5 µm

**Mobile Phase:** A: 3% Phosphoric acid  
B: 100% MeOH

**Flow Rate:** 1.0 mL/min

**Gradient:** As shown

**Temperature:** 30 °C

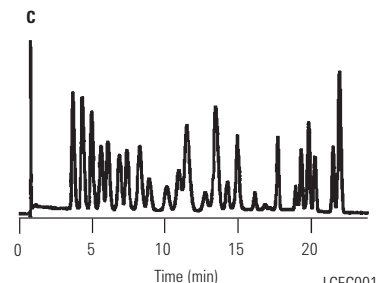
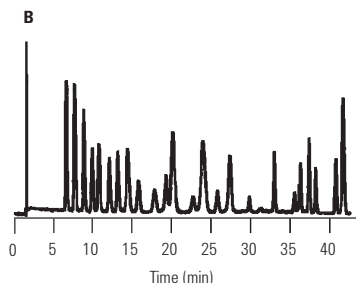
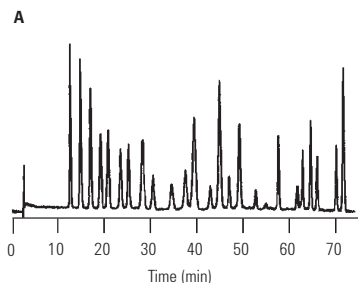
**Detector:** UV, 525 nm

**Sample:** Natural anthocyanins

Time	Percent B
0 min	23% B
35 min	26% B
97 min	60% B

Time	Percent B
0 min	23% B
21 min	26% B
58.2 min	60% B

Time	Percent B
0 min	23% B
10.5 min	26% B
29.1 min	60% B



LCFC001



**Aromatics II**

**Column:** Eclipse XDB-Phenyl  
963967-912  
4.6 x 150 mm, 3.5 µm

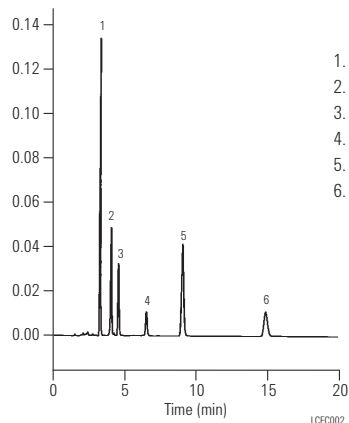
Mobile Phase: H<sub>2</sub>O: MeOH, 40:60

Flow Rate: 1.0 mL/min

Temperature: 35 °C

Detector: UV, 254 nm

Sample: Aromatic Sample



- 1. Acetophenone
- 2. Cinnamaldehyde
- 3. Eugenol
- 4. Cinnamaldehyde Impurity
- 5. Ethyl cinnamate
- 6. p-Cymene

**Aspartame: Metabolites and applications**

**Column:** ZORBAX SB-C18  
866953-902  
4.6 x 75 mm, 3.5 µm

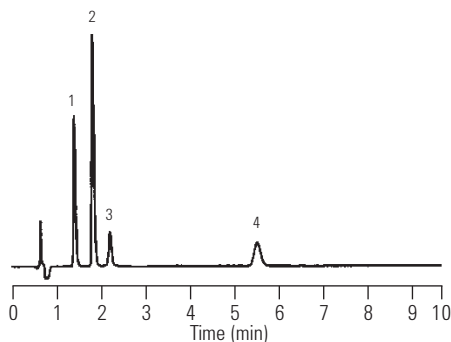
Mobile Phase: 85/15, 0.1% TFA/ACN

Flow Rate: 1.0 mL/min

Temperature: 35 °C

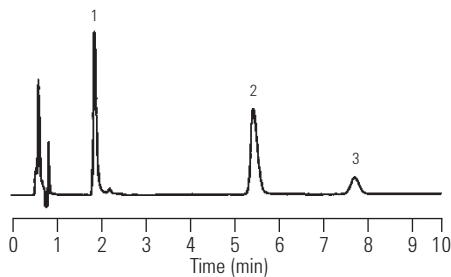
Detector: UV, 210 nm

Sample: Aspartame



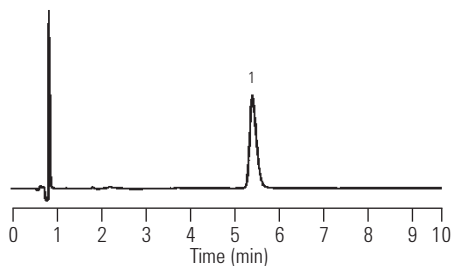
**Aspartame and Its Metabolites**

- 1. Phenylalanine
- 2. 5-benzyl-3,6-dioxo-2-piperazineacetic acid
- 3. Aspartic acid-phenylalanine dipeptide
- 4. Aspartame



**Diet Coke**

- 1. Caffeine
- 2. Aspartame
- 3. Unknown



**Equal Sweetener**

- 1. Aspartame

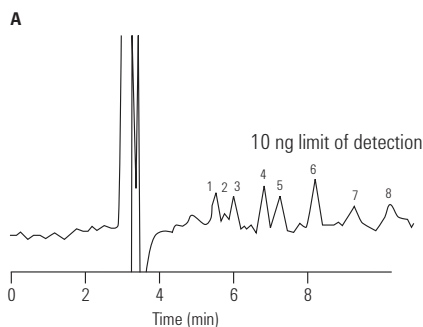
**Carbohydrates: Carbohydrate standards**

**Column:** ZORBAX Carbohydrate Analysis  
843300-908  
4.6 x 150 mm, 5 µm

**Mobile Phase:** 63% CH<sub>3</sub>CN/H<sub>2</sub>O  
**Flow Rate:** 0.5 mL/min

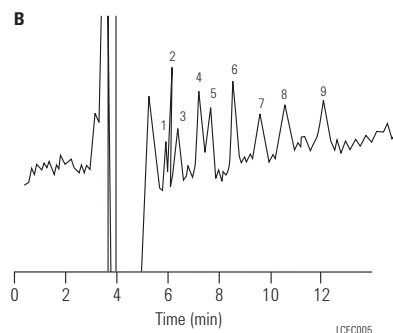
**Detector:** Agilent RID  
**Sample:** Carbohydrate standard:  
A: 25 ng/L, 1 µL injected  
B: 500 pg/L, 50 µL injected

**Carbohydrates: Separation showing high sensitivity**



1. Ribose
2. Rhamnose
3. Xylose
4. Fructose
5. Glucose
6. Sucrose
7. Maltose
8. Lactose
9. Raffinose

**Sensitivity of high injection volume (50 µL)**



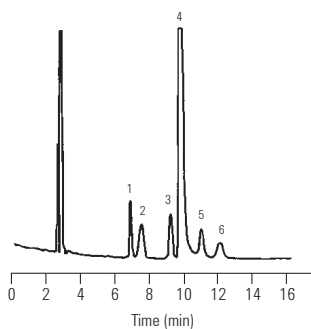
**Carbohydrates: Effect of mobile phase strength**

**Column:** ZORBAX NH2  
880952-708  
4.6 x 250 mm, 5 µm

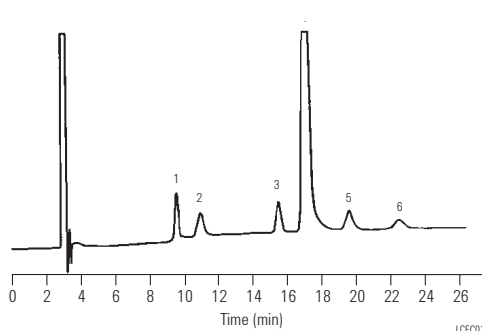
**Mobile Phase:** ACN/Water, as indicated  
**Flow Rate:** 1.0 mL/min

**Temperature:** Ambient  
**Detector:** RI  
**Sample:** Mono- and Disaccharides

**ACN/H<sub>2</sub>O: 70/30**



**ACN/H<sub>2</sub>O: 75/25**



1. Fructose
2. Glucose
3. Saccharose
4. Palatinose
5. Trehalulose
6. Isomaltose

**Carbohydrates in colas**

**Column:** ZORBAX Carbohydrate Analysis  
843300-908  
4.6 x 150 mm, 5 µm

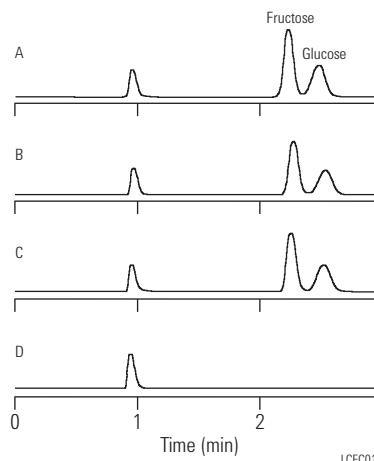
Mobile Phase: 75% ACN:25% H<sub>2</sub>O

Flow Rate: 2.0 mL/min

Temperature: 30 °C

Detector: RID

Sample: No dilution  
A: COLA, Fountain  
B: COLA, Can, Brand A  
C: COLA, Brand B  
D: COLA, Brand B, diet



**Carbohydrates: Sugar alcohols**

**Column:** ZORBAX Carbohydrate Analysis  
843300-908  
4.6 x 150 mm, 5 µm

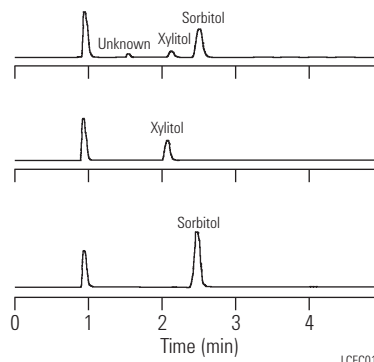
Mobile Phase: 75% ACN:25% H<sub>2</sub>O

Flow Rate: 2.0 mL/min

Temperature: 30 °C

Detector: RID

Sample: Chewing gum, sugar-free



**Carbohydrates in juices**

**Column:** ZORBAX Carbohydrate Analysis  
843300-908  
4.6 x 150 mm, 5 µm

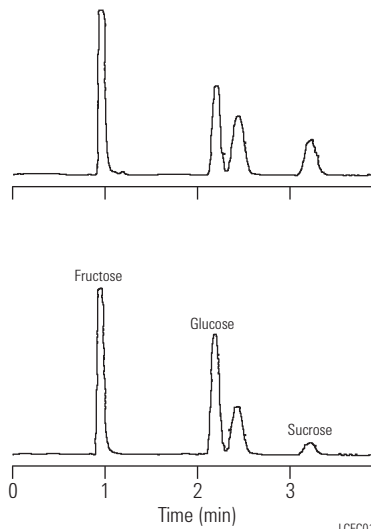
Mobile Phase: 75% ACN/25% H<sub>2</sub>O

Flow Rate: 2.0 mL/min

Temperature: 30 °C

Detector: RID

Sample: Diluted to 0.1X in 50:50 ACN:H<sub>2</sub>O



**Apple Drink**

36.8% Fructose  
24.9% Sucrose  
38.3% Glucose

**Apple Juice**

58.7% Fructose  
9.9% Sucrose  
33.4% Glucose

### Carbohydrates in milk

**Column:** ZORBAX Carbohydrate Analysis  
843300-908  
4.6 x 150 mm, 5 µm

Mobile Phase: 75% ACN/25% H<sub>2</sub>O

Flow Rate: 2.0 mL/min

Temperature: 30 °C

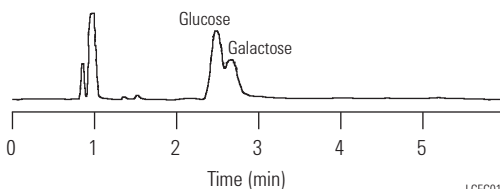
Detector: RID

Sample: Partitioned between CH<sub>2</sub>Cl<sub>2</sub>: H<sub>2</sub>O

Milk (2%)



100% Lactose-Free Milk



LCFC015

### Flavoring agents

**Column:** ZORBAX SB-Phenyl  
860975-912  
2.1 x 50 mm, 5 µm

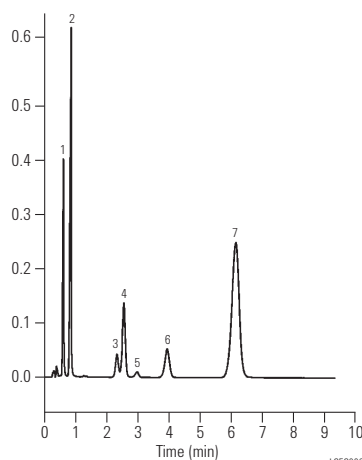
Mobile Phase: 0.3% TFA: ACN, 65:35

Flow Rate: 0.3 mL /min

Temperature: Ambient

Detector: UV, 254 nm

Sample: Cool mint Listerine sample



1. Unknown
2. Benzoic acid
3. Methyl salicylate
4. Carvone
5. Unknown
6. Thymol
7. Anethole

LCFC006

### Food colors, FD&C

**Column:** ZORBAX Eclipse XDB-C18  
935967-902  
4.6 x 50 mm, 3.5 µm

Mobile Phase: A: 0.1% TFA, pH to 4.4 with TEA, B: MeOH

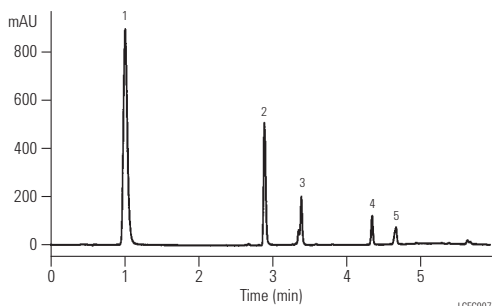
Flow Rate: 1.0 mL/min

Gradient: 17 to 100% B/4 min

Temperature: Ambient

Detector: UV, 254 nm

- |                  |                 |        |
|------------------|-----------------|--------|
| 1. Yellow #5     | C16H9N4Na3O9S2  | MW=534 |
| 2. Red #40       | C18H14N2Na2O8S2 | MW=496 |
| 3. Blue #1       | C37H34N2Na2O9S3 | MW=760 |
| 4. Propylparaben | C10H12O3        | MW=180 |
| 5. Red #3        | C20H414Na2O5    | MW=878 |



LCFC007

**Neutraceuticals: Extract from green tea**

**Column:** ZORBAX SB-C8  
863953-906  
4.6 x 150 mm, 3.5 µm

Mobile Phase: 75% 0.1% Trifluoroacetic acid: 25% Methanol

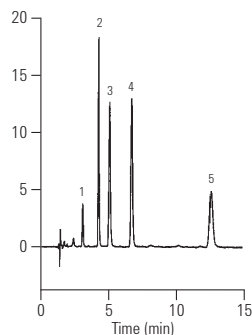
Injection: 1 mL/min

Temperature: 40 °C

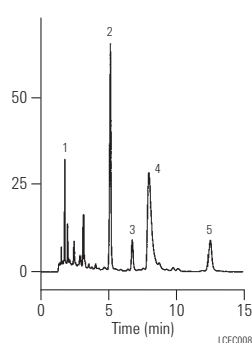
Detector: UV, 280 nm

Sample: Green tea extract, 5 µL

Catechin Mixture



Green Tea Extract



1. Epigallocatechin
2. Epicatechin
3. Epigallocatechin gallate
4. Catechol
5. Epicatechin gallate

**Tocopherols by LC/MS with APPI**

**Column:** Eclipse XDB-C18  
993967-302  
3.0 x 150 mm, 5 µm

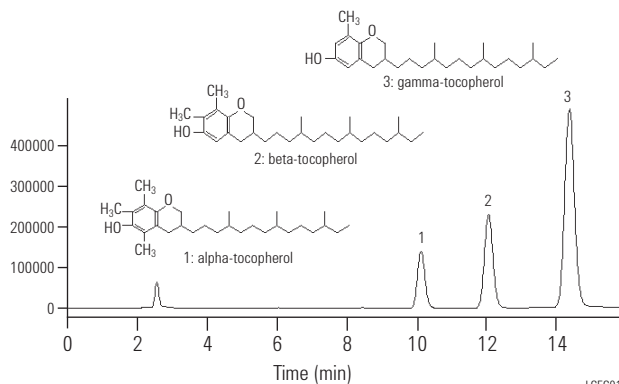
Mobile Phase: 97% MeOH: 3% 10 mM CH<sub>3</sub>COONH<sub>4</sub>

Flow Rate: 0.5 mL/min

Temperature: 40 °C

MS Conditions: MS: Agilent 1100MSD SL  
Ionization: APPI (Positive)  
Scan range: m/z 100-500  
Vcap: 1500 V  
SIM ion: base peak  
Drying gas: 7 L/min at 350 °C  
Nebulizer gas: 60 psi  
Vaporizer temp: 350 °C  
Fragmentor: 140 V  
EM gain: 4

Sample Volume: 10 µL

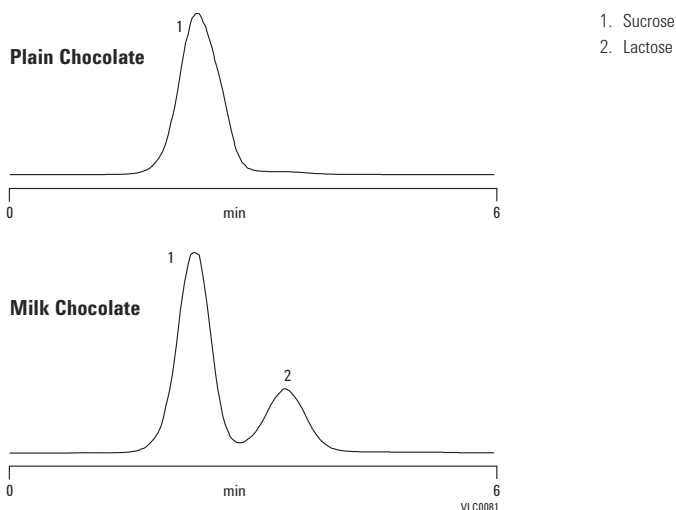


For a comprehensive listing of chromatograms searchable by compound name, visit our online Chromatogram Library at [www.agilent.com/chem/library](http://www.agilent.com/chem/library)

**Sugars in plain and milk chocolate**

**Column:** Hi-Plex Pb  
 PL1170-6820  
 7.7 x 300 mm, 8 µm

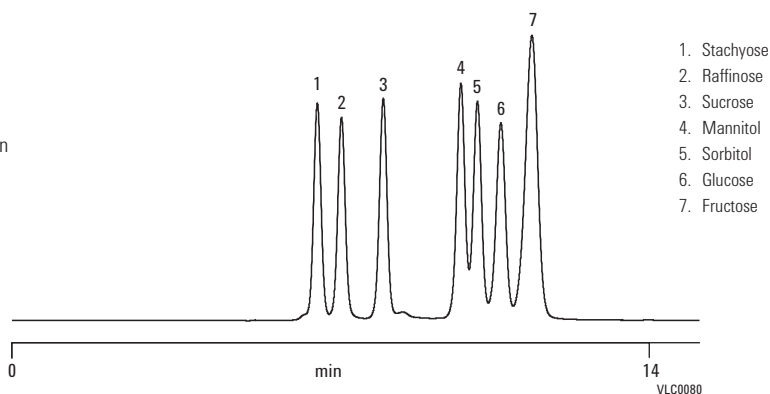
Mobile Phase: Water  
 Flow Rate: 0.6 mL/min  
 Temperature: 80 °C  
 Detector: RI



**Sugars**

**Column:** Hi-Plex K  
 PL1170-6860  
 7.7 x 300 mm, 8 µm

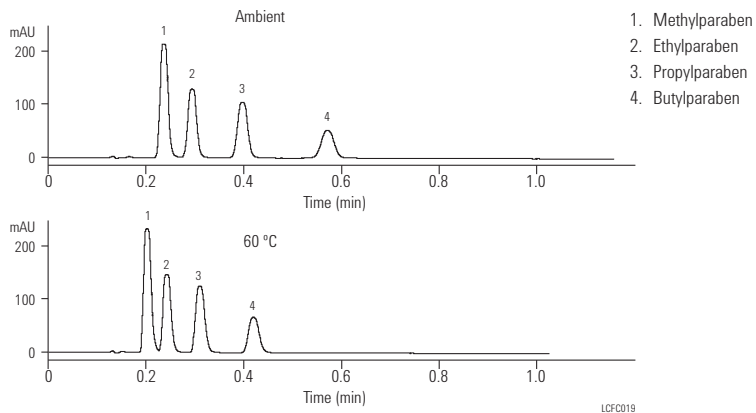
Sample: Sugars mixture (all 10 mg/mL), 20 µL injection  
 Mobile Phase: Water  
 Flow Rate: 0.6 mL/min  
 Temperature: 85 °C  
 Detector: 356-LC RI



**Parabens: High speed separation**

**Column:** ZORBAX SB-C18 Rapid Resolution  
 Cartridge  
 833975-902  
 4.6 x 30 mm, 3.5 µm

Mobile Phase: 0.1% H<sub>3</sub>PO<sub>4</sub>:ACN, (50:50)  
 Flow Rate: 2 mL/min  
 Temperature: Top: ambient, bottom: 60 °C  
 Detector: UV, 254 nm with standard flow cell (13 µL)  
 Sample: Parabens, 1 µL



### Separation of vitamin D2/D3

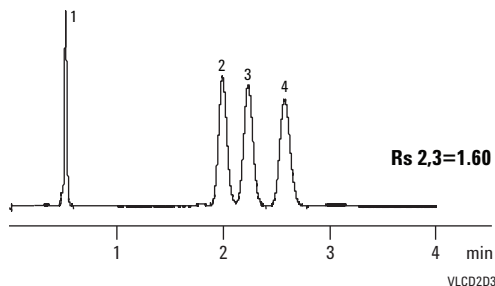
**Column:** Eclipse PAH  
959941-918  
4.6 x 50 mm, 1.8 µm

Mobile Phase: 92% MeOH, 8% water

Flow Rate: 2 mL/min

Temperature: 40 °C

Detector: 325 nm for VA/280 nm for VD and VE



1. Vitamin A
2. Vitamin D2
3. Vitamin D3
4. Vitamin E (a-VE)

### Fat-soluble vitamins on ZORBAX Eclipse XDB-C8

**Column:** Eclipse XDB-C8  
993967-906  
4.6 x 150 mm, 5 µm

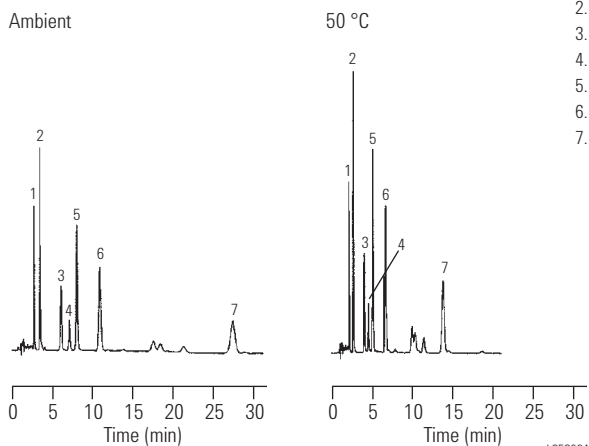
Mobile Phase: 5/95 Water/MeOH

Flow Rate: 1.0 mL/min

Temperature: A: Ambient  
B: 50 °C

Detector: UV, 280 nm

Sample: Fat-soluble vitamins



1. Retinol
2. Retinol acetate
3. Vitamin D3
4. γ-Tocopherol
5. α-Tocopherol
6. Tocopherol acetate
7. Retinol palmitate

### Water-soluble vitamins

**Column:** ZORBAX SB-C8  
883975-906  
4.6 x 150 mm, 5 µm

Mobile Phase: A: 50 mM Sodium Phosphate, pH 2.5/MeOH (90/10)  
B: 50 mM Sodium Phosphate, pH 2.5/MeOH (10/90)

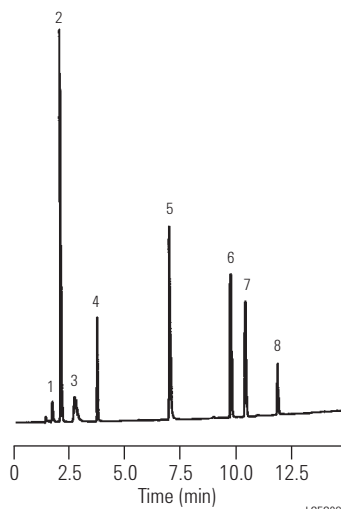
Flow Rate: 1.0 mL/min

Gradient: 0-70% B in 18 min

Temperature: Ambient

Detector: UV, 245 nm

Sample: Water-soluble vitamins



1. B<sub>1</sub>-Thiamine
2. Vitamin C
3. B<sub>3</sub>-Niacin
4. B<sub>6</sub>-Pyridoxine
5. Pantothenic acid
6. Folic acid
7. B<sub>12</sub>-Cyanocobalamin
8. B<sub>2</sub>-Riboflavin

**Water-soluble vitamins:  
High speed separation using ion-pairing**

**Column:** ZORBAX Rx/SB-C8  
866953-906  
4.6 x 75 mm, 3.5 µm

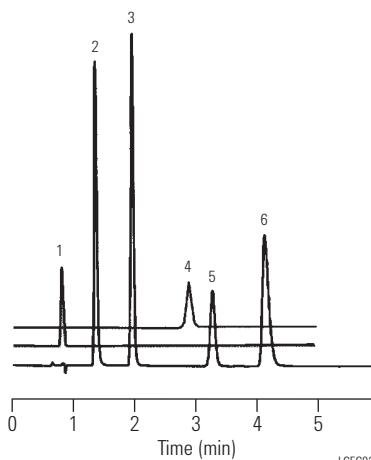
Mobile Phase: 10 mM Hexane Sulfonate with 0.1%  
Phosphoric Acid: MeOH (74:26)

Flow Rate: 1.0 mL/min

Temperature: Ambient

Detector: UV, 245 nm

Sample: Water-soluble vitamins



- 1. Vitamin C
- 2. B<sub>3</sub>-Niacin
- 3. B<sub>6</sub>-Pyridoxine
- 4. Folic acid
- 5. B<sub>2</sub>-Riboflavin
- 6. B<sub>1</sub>-Thiamine

**Water-soluble vitamins using the USP 23  
method**

**Column:** ZORBAX SB-C18  
880975-902  
4.6 x 250 mm, 5 µm

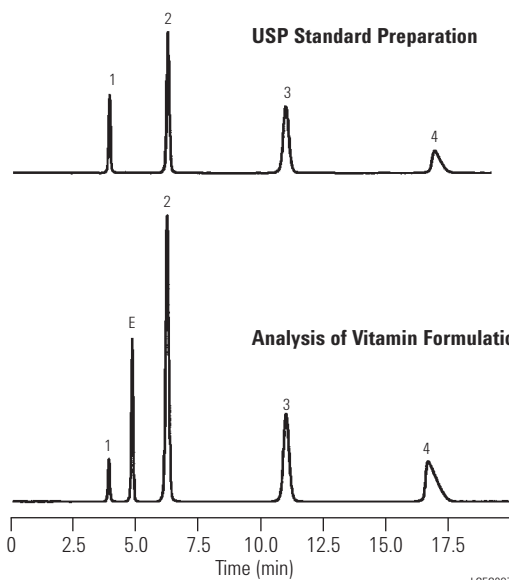
Mobile Phase: 7.2 mM Hexane Sulfonate/MeOH/Acetic Acid  
(73/27/1) (ratio to 101)

Flow Rate: 1.0 mL/min

Temperature: 30 °C

Detector: UV, 280 nm

Sample: Water-soluble vitamins



- 1. B<sub>3</sub>-Niacin
- 2. B<sub>6</sub>-Pyridoxine
- 3. B<sub>2</sub>-Riboflavin
- 4. B<sub>1</sub>-Thiamine
- E. Excipient



**Water-soluble B vitamins separated on ZORBAX SB-Aq**

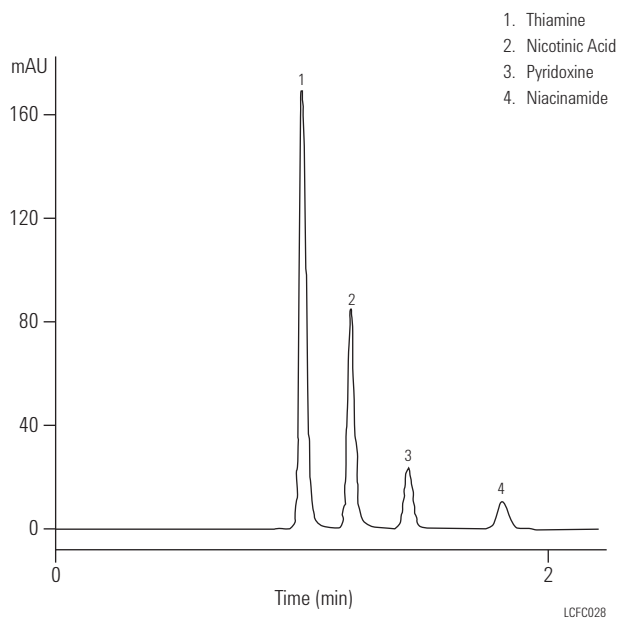
**Column:** ZORBAX SB-Aq  
883975-914  
4.6 x 150 mm, 5 µm

Mobile Phase: 5% MeOH/95% water (0.1% TFA)

Flow Rate: 2.0 mL/min

Temperature: 35 °C

Detector: UV, 254 nm



**Sunscreen ingredients:  
Perform conventional, fast and ultra-fast separations on the same column family**

**Column A:** Eclipse XDB-C18  
993967-902  
4.6 x 150 mm, 5 µm  
6 µL inj

**Column B:** Eclipse XDB-C18  
961967-902  
4.6 x 100 mm, 3.5 µm  
4 µL inj

**Column C:** Eclipse XDB-C18  
927975-902  
4.6 x 50 mm, 1.8 µm  
2 µL inj

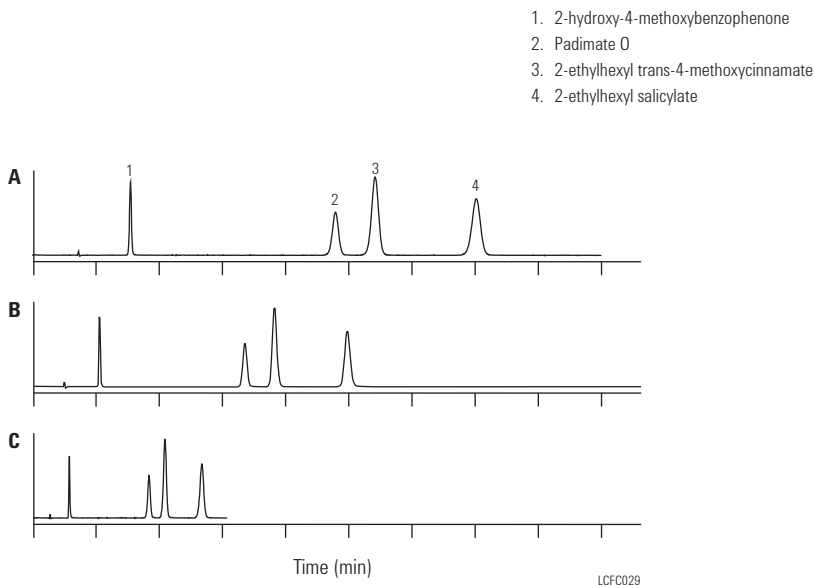
Mobile Phase: A: 15% water  
B: 85% MeOH

Flow Rate: 1.0 mL/min

Temperature: Ambient

Detector: UV, 254 nm

Sample: Sunscreens

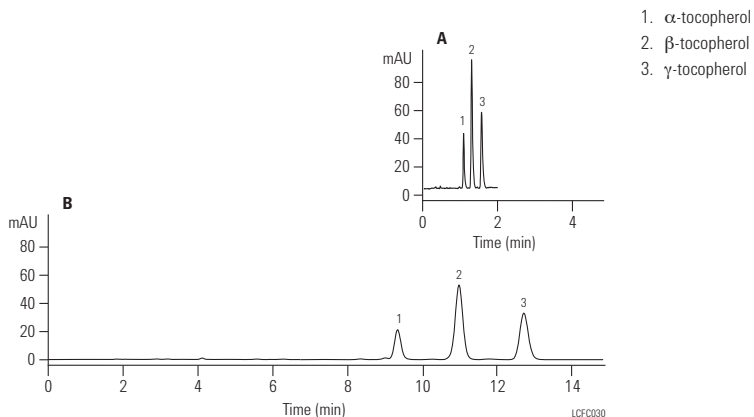


**Fast vitamin E analysis on Rapid Resolution HT**

**Column A:** Eclipse XDB-C18  
927975-902  
4.6 x 50 mm, 1.8 μm

**Column B:** Eclipse XDB-C18  
993967-902  
4.6 x 150 mm, 5 μm

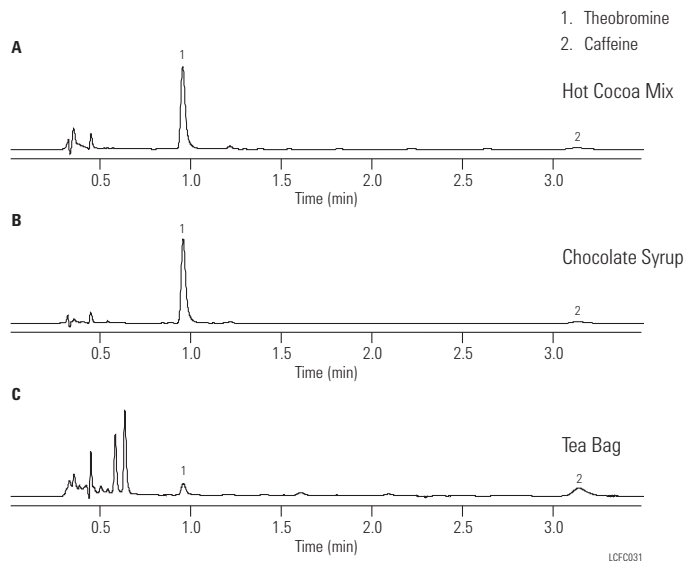
Mobile Phase: A: 5% water  
B: 95% MeOH  
Flow Rate: 3 mL/min, 1 mL/min  
Temperature: Ambient



**Theobromine in beverages**

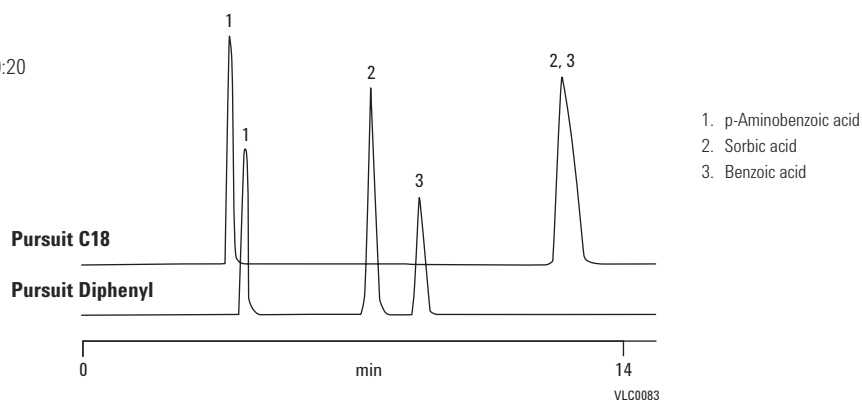
**Column:** ZORBAX SB-C18  
827975-902  
4.6 x 50 mm, 1.8 μm

Mobile Phase: A: 92% 0.1% formic acid  
B: 8% 0.1% formic acid in ACN  
Flow Rate: 1.5 mL/min  
Temperature: Ambient  
Detector: UV, 254 nm, flow cell 2 μL,  
3 mm flow path  
Sample: Theobromine



### Benzoic acid/sorbic acid

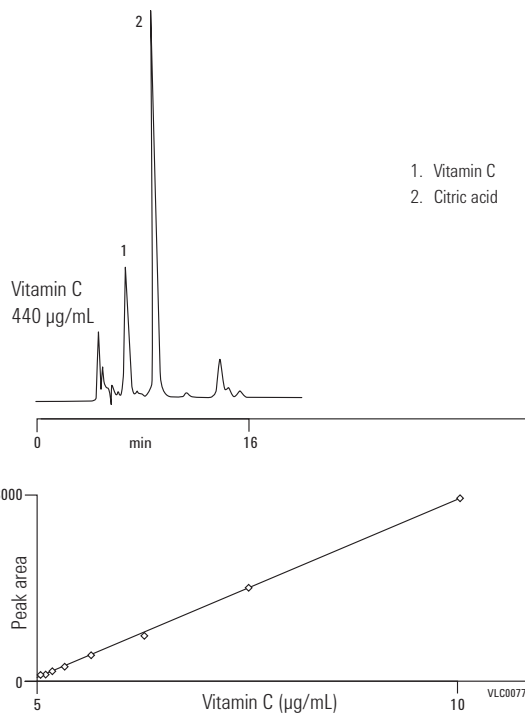
Mobile Phase: 0.1% formic acid in water:  
0.1% formic acid in MeCN, 80:20  
Flow Rate: 0.7 mL/min  
Detector: UV, 254 nm



### Quantification and qualification of vitamin C and citric acid in fresh grapefruit juice

Column: **PLRP-S 100Å**  
**PL1512-5500**  
**4.6 x 250 mm, 5 μm**

Sample: Diluted 1:50 in eluent  
Mobile Phase: 0.2M NaH<sub>2</sub>PO<sub>4</sub>, pH 2.14  
Flow Rate: 0.5 mL/min  
Detector: UV, 220 nm



For a comprehensive listing of chromatograms searchable by compound name, visit our online Chromatogram Library at [www.agilent.com/chem/library](http://www.agilent.com/chem/library)

**Rose wine**

**Column:** Hi-Plex H  
 PL1170-6830  
 7.7 x 300 mm, 8 µm

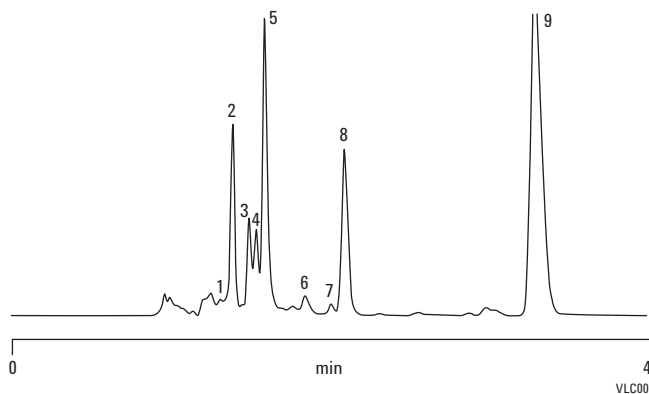
Mobile Phase: 0.004M H<sub>2</sub>SO<sub>4</sub>

Flow Rate: 0.4 mL/min

Pressure: 13 bar

Temperature: 75 °C

Detector: RI



1. Citric acid
2. Tartaric acid
3. Glucose
4. Malic acid
5. Fructose
6. Succinic acid
7. Lactic acid
8. Glycerol
9. Ethanol

**Sports drink**

**Column:** Hi-Plex Na  
 PL1171-6140  
 7.7 x 300 mm, 10 µm

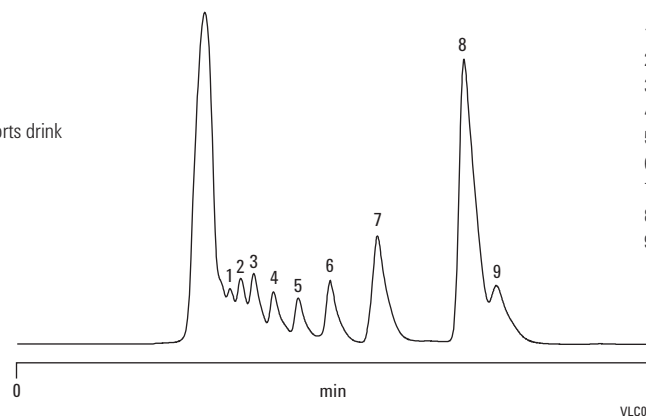
Sample: High energy orange flavor non-carbonated sports drink

Mobile Phase: Water

Flow Rate: 0.3 mL/min

Temperature: 80 °C

Detector: RI



1. Dp8
2. Dp7
3. Dp6
4. Dp5
5. Dp4
6. Dp3
7. Dp2
8. Dp1 (Glucose)
9. Fructose

**Oligosaccharides**

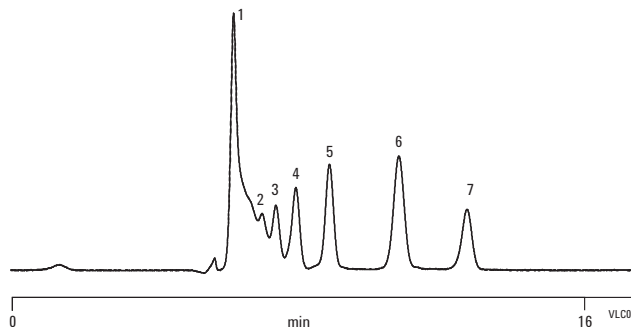
**Column:** Hi-Plex Ca (Duo)  
 PL1F70-6850  
 6.5 x 300 mm, 8 µm

Mobile Phase: DI water

Flow Rate: 0.5 mL/min

Temperature: 90 °C

Detector: RI



1. Higher MW sugars
2. DP5
3. DP4
4. DP3
5. DP2
6. DP1
7. Fructose

# Pharmaceutical Applications

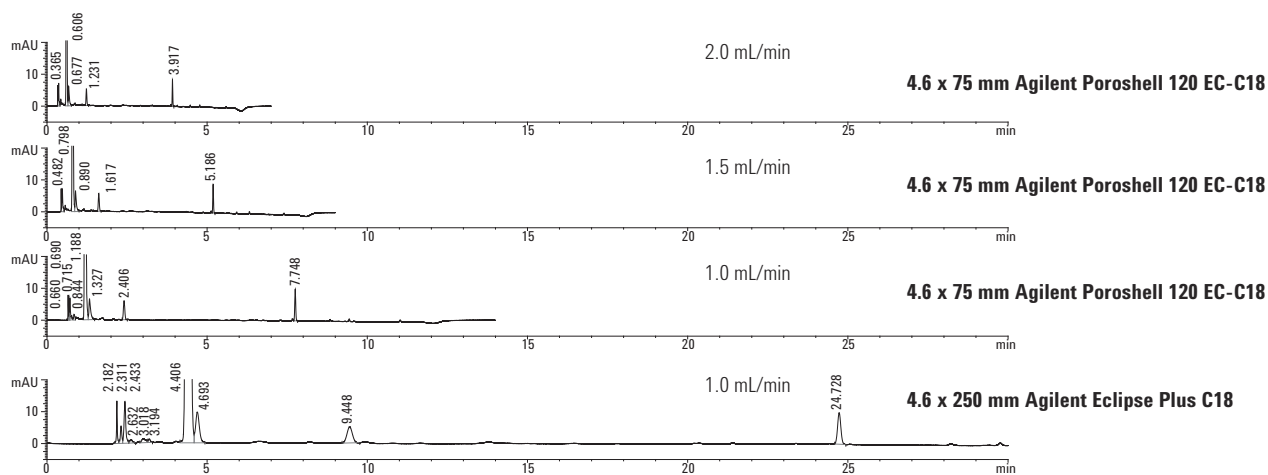
**NEW!**

## Fast analysis of cefepime and related impurities

**Column:** Poroshell 120 EC-C18  
697975-902  
4.6 x 75 mm, 2.7 µm

**Column:** Eclipse Plus C18  
959990-902  
4.6 x 250 mm, 5 µm

Detector: Agilent 1200 Infinity Series



**NEW!**

## Naproxen analysis

**Column A:** Eclipse Plus C18  
959993-902  
4.6 x 150 mm, 5 µm

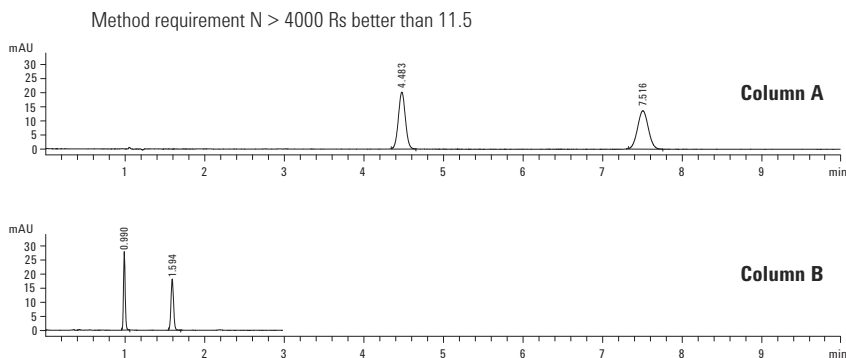
**Column B:** Poroshell 120 EC-C18  
699975-902  
4.6 x 50 mm, 2.7 µm

Mobile Phase: 50:49:1 MeCN:H<sub>2</sub>O:Glacial acetic acid

Flow Rate: 1.2 mL/min

Injection: Column A: 20 µL  
Column B: 6.7 µL

Injection: Naproxen



4-fold reduction in analysis time for this method when transferring to Poroshell 120.

**NEW!**

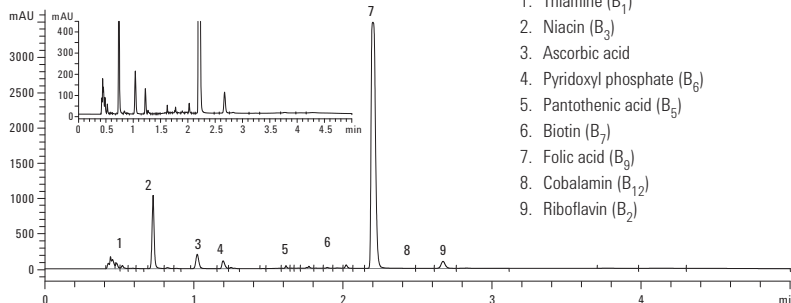
**Analysis of water soluble vitamins in multivitamin tablets**

**Column:** Poroshell 120 EC-C18  
697975-902  
4.6 x 75 mm, 2.7 µm

Flow Rate: 1.5 mL/min

Gradient: 0 min-1% B, 0.5 min-12% B,  
0.52 min-30% B,  
3.5 min-30% B, 4.5 min-1% B

Injection: 5 µL



- 1. Thiamine (B<sub>1</sub>)
- 2. Niacin (B<sub>3</sub>)
- 3. Ascorbic acid
- 4. Pyridoxyl phosphate (B<sub>6</sub>)
- 5. Pantothenic acid (B<sub>5</sub>)
- 6. Biotin (B<sub>7</sub>)
- 7. Folic acid (B<sub>9</sub>)
- 8. Cobalamin (B<sub>12</sub>)
- 9. Riboflavin (B<sub>2</sub>)

**NEW!**


**Fast method for ginseng analyses scaled from a traditional method**

**Column:** Eclipse Plus C18  
959993-902  
4.6 x 150 mm, 5 µm

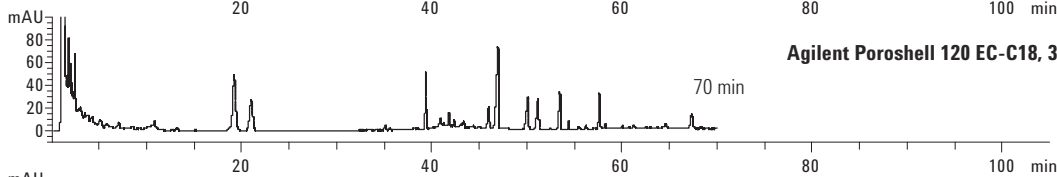
**Column:** Poroshell 120 EC-C18  
695975-302  
3.0 x 100 mm, 2.7 µm

Detector: 1200 Infinity Series

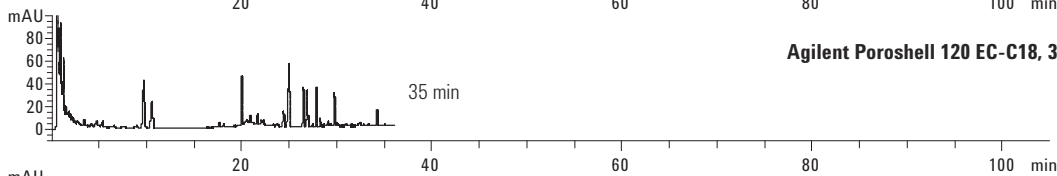
Sample: Ginsenoside



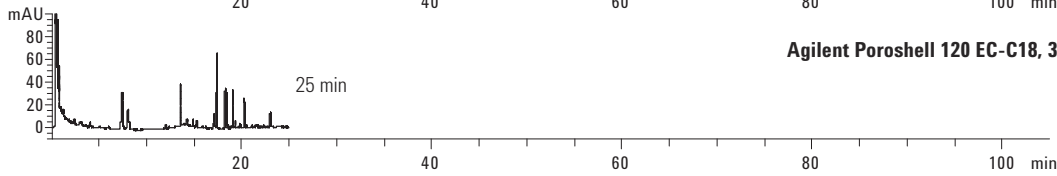
Agilent ZORBAX Eclipse Plus C18, 4.6 mm x 250 mm, 5 µm



Agilent Poroshell 120 EC-C18, 3.0 mm x 100 mm, 2.7 µm



Agilent Poroshell 120 EC-C18, 3.0 mm x 100 mm, 2.7 µm



Agilent Poroshell 120 EC-C18, 3.0 mm x 100 mm, 2.7 µm

**NEW!**

**Separation of 8 steroids**

**Column A:** Poroshell 120 EC-C18  
695775-902  
2.1 x 100 mm, 2.7 µm

**Column B:** Poroshell 120 SB-C18  
685775-902  
2.1 x 100 mm, 2.7 µm

**Column C:** Poroshell 120 Phenyl-Hexyl  
695775-912  
2.1 x 100 mm, 2.7 µm

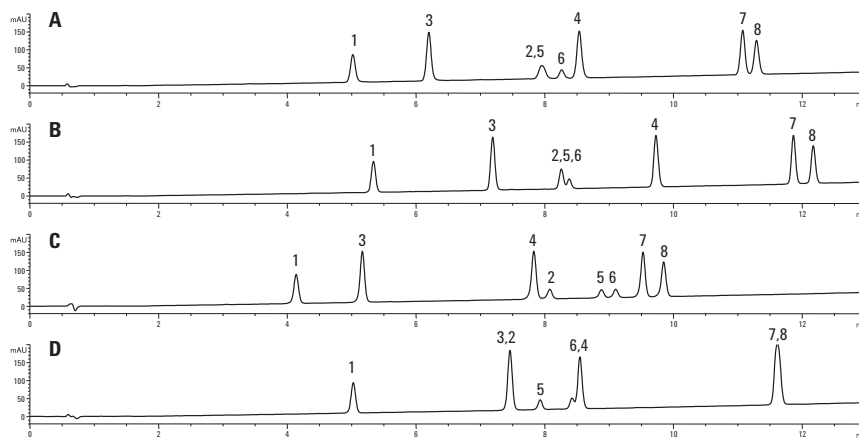
**Column D:** Poroshell 120 Bonus RP  
685775-901  
2.1 x 100 mm, 2.7 µm

Mobile Phase: 0.1% formic acid  
in both water and MeOH

Flow Rate: 0.4 mL/min, 25 °C,  
2.1 x 100 mm 40 °C

Gradient: 40-80% MeOH in 14 min

1. Hydrocortisone
2. β-Estradiol
3. Androstadiene 3,17 dione
4. Testosterone
5. Ethynylestradiol
6. Estrone
7. Norethindrone acetate
8. Progesterone



**NEW!**

**Mixture of beta blockers**

**Column A:** Poroshell 120 Bonus RP  
685775-901  
2.1 x 100 mm, 2.7 µm

**Column B:** Poroshell 120 Phenyl-Hexyl  
695775-912  
2.1 x 100 mm, 2.7 µm

**Column C:** Poroshell 120 EC-C18  
695775-902  
2.1 x 100 mm, 2.7 µm

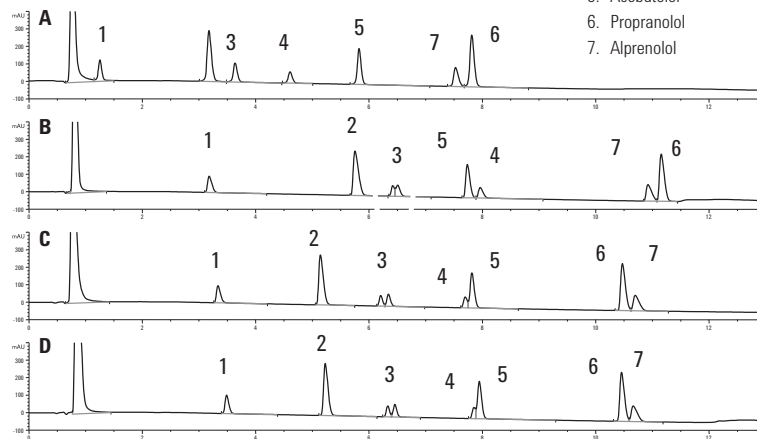
**Column D:** Poroshell 120 SB-C18  
685775-902  
2.1 x 100 mm, 2.7 µm

Mobile Phase: 10 mM pH 3.8 NH<sub>4</sub>HCO<sub>2</sub>, methanol

Flow Rate: 0.35 mL/min

Gradient: 90% B to 30% B over 12 min

1. Atenolol
2. Pindolol
3. Nadolol
4. Metoprolol
5. Acebutolol
6. Propranolol
7. Alprenolol



\* Nadolol is isobaric and elutes as two peaks.

**NEW!**

**Several ZORBAX RRHD 1.8 µm selectivities facilitate method development**

**Column:** ZORBAX RRHD Eclipse Plus C18  
959758-902  
2.1 x 100 mm, 1.8 µm

**Column:** ZORBAX RRHD Eclipse XDB-C18  
981758-902  
2.1 x 100 mm, 1.8 µm

**Column:** ZORBAX RRHD SB-C18  
858700-902  
2.1 x 100 mm, 1.8 µm

**Column:** ZORBAX RRHD Extend-C18  
758700-902  
2.1 x 100 mm, 1.8 µm

**Mobile Phase:** A: H<sub>2</sub>O  
B: CH<sub>3</sub>CN, each with 0.1% HCOOH

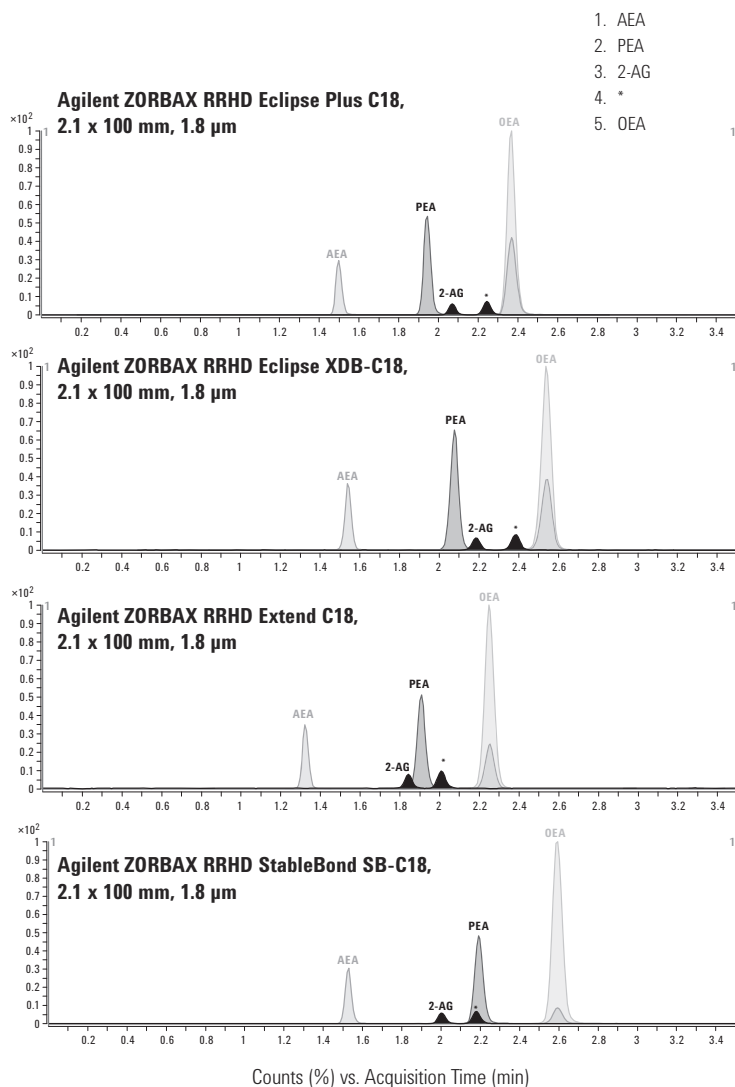
**Detector:** Agilent 1290 Infinity LC with an Agilent 6410 Triple Quadrupole Mass Spectrometer

**MS Conditions:** TCC: 30 °C  
MS Source: Electrospray AP-ESI  
Drying-gas temperature and flow: 325 °C, 12 L/min  
Nebulizer gas pressure: 35 psi  
Capillary voltage: 3000 V

**Sample:** Four endocannabinoid fatty amides:  
Arachidonoylglycerol (AEA)  
2-Arachidonoylglycerol (2-AG)  
Palmitoylethanolamide (PEA)  
Oleoylethanolamide (OEA)

\* The second black peak is an impurity, believed to be 1,3-arachidonoylglycerol, a rearrangement of 2-AG

The selectivity of four Agilent ZORBAX RRHD C18 columns is compared using a method for endocannabinoids.



For a comprehensive listing of chromatograms searchable by compound name, visit our online Chromatogram Library at [www.agilent.com/chem/library](http://www.agilent.com/chem/library)



**Fast analysis 11 common compounds found in analgesics**

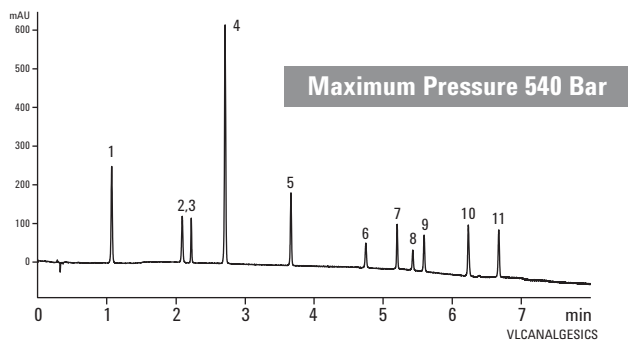
**Column:** Poroshell 120 EC-C18  
695975-902  
4.6 x 100 mm, 2.7 µm

**Mobile Phase:** A : Water + 0.1% formic acid  
B: ACN

**Flow Rate:** 3.5 mL/min

**Temperature:** 40 °C

**Detector:** DAD 254 nm



1. Acetaminophen
2. Caffeine
3. 2-Acetamidophenol
4. Acetamide
5. Phenacetin
6. Sulindac
7. Piroxicam
8. Tolmetin
9. Ketoprofen
10. Diflusalin
11. Diclofenac

**Faster analysis of USP Method for simvastatin tablet**

**Column A:** Eclipse Plus C18  
959990-902  
4.6 x 250 mm, 5 µm

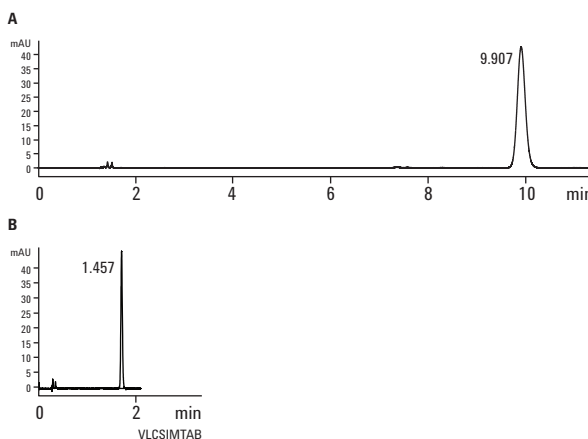
**Column B:** Poroshell 120 EC-C18  
697975-902  
4.6 x 75 mm, 2.7 µm

**Mobile Phase:** 65% CH<sub>3</sub>CN,  
35% 3.9 g/L NaH<sub>2</sub>PO<sub>4</sub> (pH 4.5)

**Flow Rate:** 1.5 mL/min for 5 µm column  
2.8 mL/min for 2.7 µm Poroshell 120 column

**Temperature:** 45 °C

**Detector:** DAD Sig = 238, 8  
Ref = 360, 100 nm



	USP Requirement	5 µm (1.5 mL/min)	2.7 µm (2.8 mL/min)
<b>T<sub>R</sub></b>	N/A	9.907	1.457
<b>k'</b>	> 3.0	5.962	5.122
<b>N</b>	> 4500	16939	14439
<b>T<sub>f</sub></b>	< 2.0	1.09	1.10

**Faster separation of sulfa drugs**

**Column A:** Eclipse Plus C18 959990-902  
4.6 x 250 mm, 5 µm

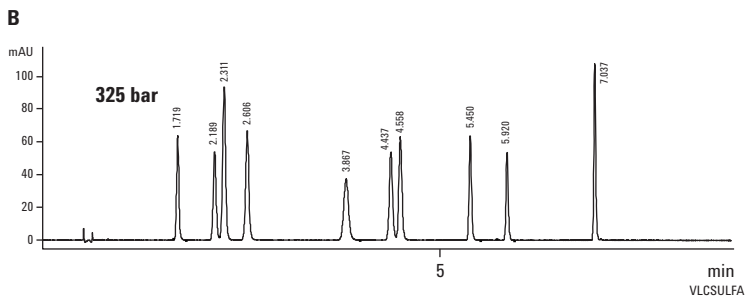
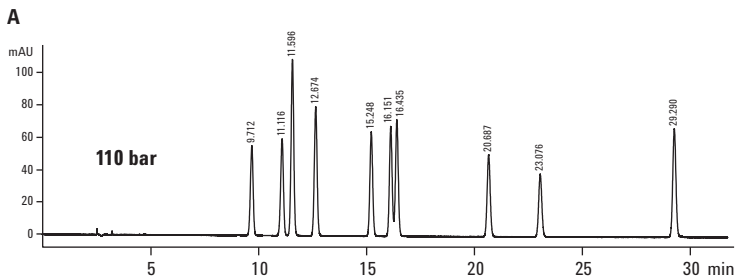
Time	%B
0	8
33	33
35	33

**Column B:** Poroshell 120 EC-C18 695975-902

Time	%B
0	8
12	33
13.2	33

Mobile Phase: A: 0.1% formic acid in Water  
B: 0.1% formic acid in ACN

Flow Rate: 1 mL/min



**Separation of pharmaceutical cardiac drugs**

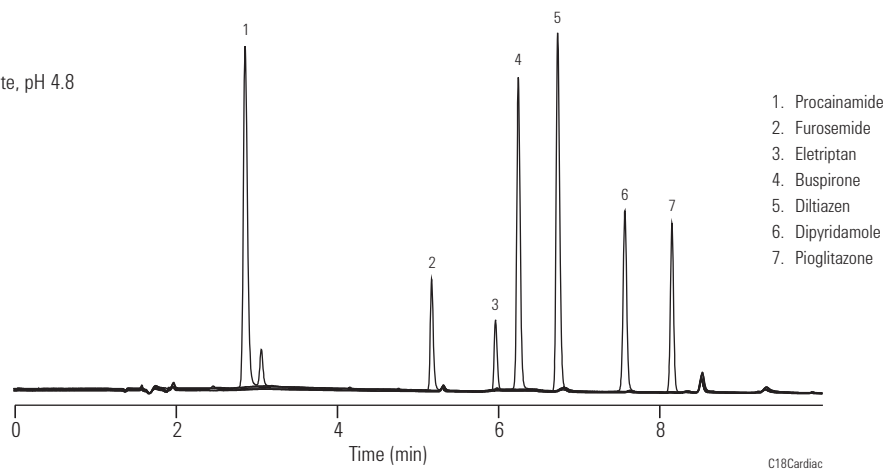
**Column:** Eclipse Plus C18 959996-902  
4.6 x 100 mm, 5 µm

Mobile Phase: A: 20 mM Ammonium Acetate, pH 4.8  
B: ACN

Flow Rate: 1 mL/min

Gradient: 10-90% in 10 min

Detector: UV, 254 nm



**Fast and ultra-fast analysis of basic compounds**

**Column:** Eclipse Plus C18  
 959941-902  
 4.6 x 50 mm, 1.8 μm

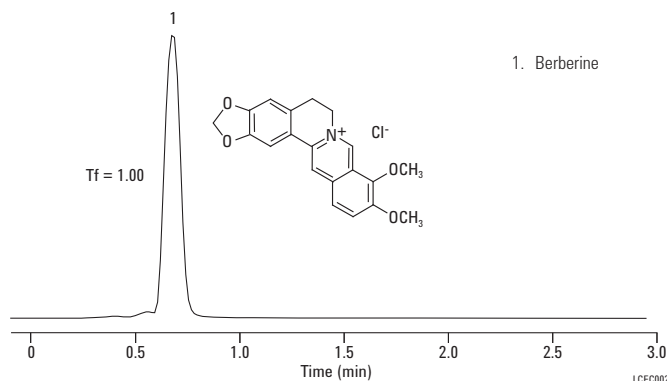
Mobile Phase: A: 50% 8 mM K<sub>2</sub>HPO<sub>4</sub>, pH 7  
 B: 50% ACN

Flow Rate: 1.0 mL/min

Temperature: Ambient

Detector: UV, 254 nm

Sample: Berberine, 0.4 mg/mL, 2 μL



**Xanthines: Higher resolution, same selectivity with RRHT**

**Column A:** ZORBAX SB-C18  
 846975-902  
 4.6 x 50 mm, 5 μm

**Column B:** ZORBAX SB-C18  
 827975-902  
 4.6 x 50 mm, 1.8 μm

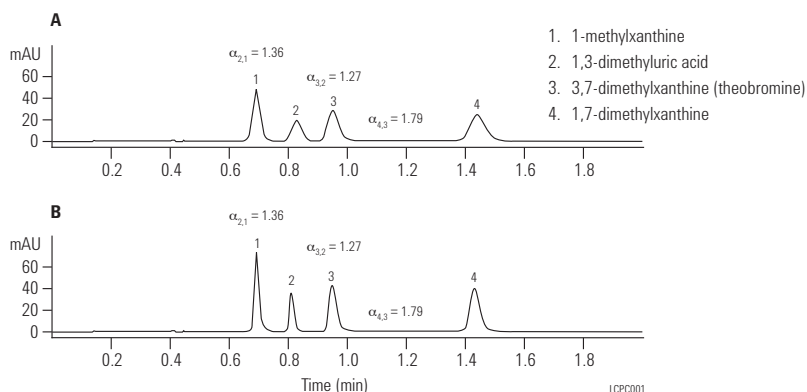
Mobile Phase: A: 92% 0.1% formic acid  
 B: 8% 0.1% formic acid in ACN

Flow Rate: 1.5 mL/min

Temperature: Ambient

Detector: UV, 254 nm

Sample: Xanthines



**Antihistamines: Fast separations on RRHT Extend-C18**

**Column A:** ZORBAX Extend-C18  
 773450-902  
 4.6 x 150 mm, 5 μm

**Column B:** ZORBAX Extend-C18  
 727975-902  
 4.6 x 50 mm, 1.8 μm

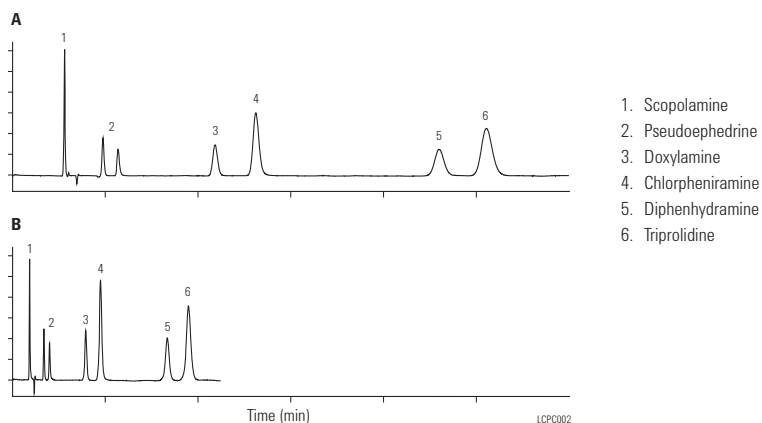
Mobile Phase: A: 30% 50 mM pyrrolidine buffer  
 B: 70% MeOH

Flow Rate: 1.0 mL/min

Temperature: Ambient

Detector: UV, 220 nm

Sample: Antihistamines



**Ibuprofen:**  
**Optimizing selectivity with RRHT Columns**

**Column A:** SB-C8  
827975-906  
4.6 x 50 mm, 1.8 µm

**Column B:** Eclipse XDB-C8  
927975-906  
4.6 x 50 mm, 1.8 µm

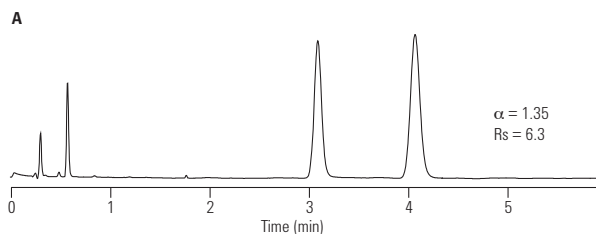
Mobile Phase: A: 63% water  
B: 37% acetonitrile + 1.8 mL H<sub>3</sub>PO<sub>4</sub>

Flow Rate: 2.0 mL/min

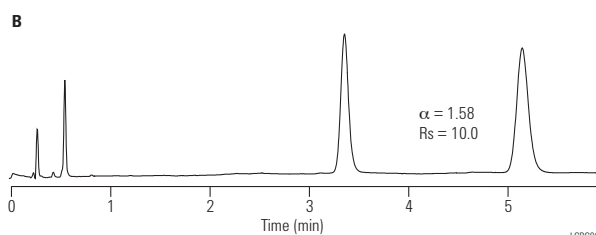
Temperature: Ambient

Detector: UV, 254 nm

Sample: Ibuprofen oral suspension



1. Benzophenone
2. Ibuprofen



LCP003

**Analgesics**

**Column:** Pursuit XRs Diphenyl  
A6020150X046  
4.6 x 150 mm, 5 µm

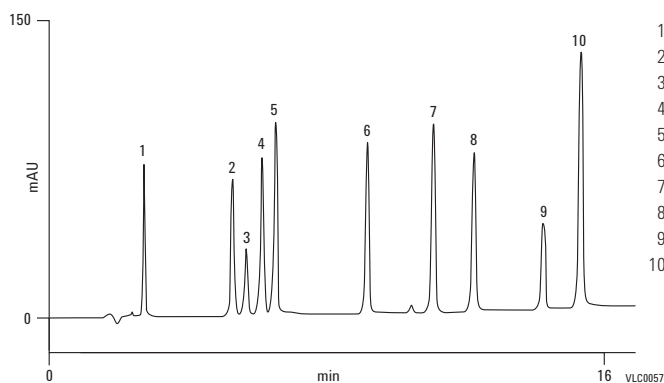
Mobile Phase: A: Water+0.1% HCOOH  
B: MeCN+0.1% HCOOH

Gradient: 25-80% B in 20 min

Flow Rate: 1.0 mL/min

Temperature: Ambient

Detector: UV, 254 nm



1. Acetaminophen
2. Acetanilide
3. Salicylic acid
4. Acetylsalicylic acid
5. Phenacetin
6. Carbamazepine
7. Tolmetin
8. Naproxen
9. Ibuprofen
10. Diclofenac

VLC0057



For a comprehensive listing of chromatograms searchable by compound name, visit our online Chromatogram Library at [www.agilent.com/chem/library](http://www.agilent.com/chem/library)

**Anesthetics, local: Bonded phase selectivity**

**Column A:** ZORBAX SB-C18  
883975-902  
4.6 x 150 mm, 5 µm

**Column B:** ZORBAX SB-C8  
883975-906  
4.6 x 150 mm, 5 µm

**Column C:** ZORBAX SB-C3  
883975-909  
4.6 x 150 mm, 5 µm

**Column D:** ZORBAX SB-Phenyl  
883975-912  
4.6 x 150 mm, 5 µm

**Column E:** ZORBAX SB-CN  
883975-905  
4.6 x 150 mm, 5 µm

Mobile Phase: A: 50 mM NaH<sub>2</sub>PO<sub>4</sub> pH 2.5 in 95% H<sub>2</sub>O/5% ACN  
B: 50 mM NaH<sub>2</sub>PO<sub>4</sub> pH 2.5 in 47% H<sub>2</sub>O/53% ACN

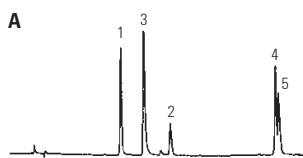
Flow Rate: 1.5 mL/min

Gradient: 0-100% B in 18.8 min

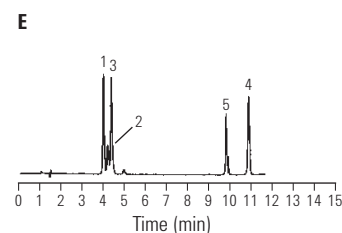
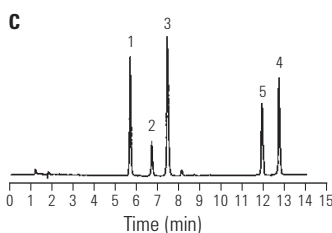
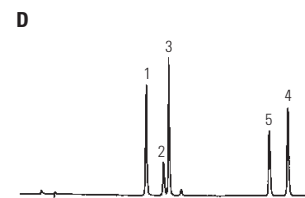
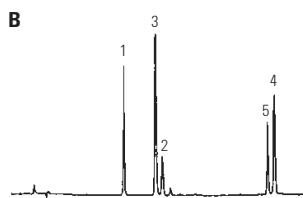
Temperature: 26 °C

Detector: UV, 254 nm

Sample: 10 µL, 10 µg/mL



- 1. Procaine
- 2. Lidocaine
- 3. d-Cinchonine
- 4. Butacaine
- 5. Tetracaine



LCPC005

**Local anesthetics**

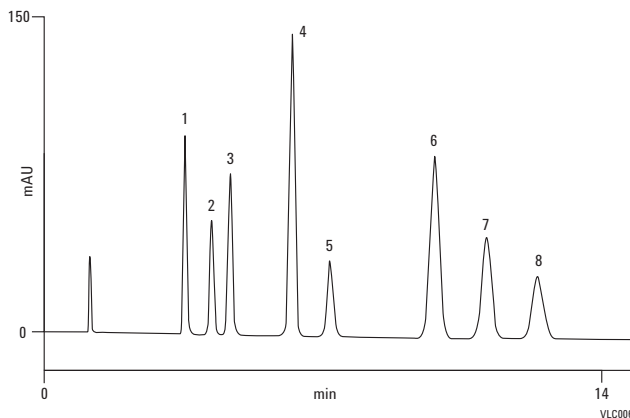
**Column:** Pursuit XRs C8  
A6010150X046  
4.6 x 150 mm, 5 µm

Mobile Phase: 65:35 MeOH:5 mM NH<sub>4</sub>CO<sub>3</sub>, pH 10

Flow Rate: 1.0 mL/min

Temperature: Ambient

Detector: UV, 210 nm



- 1. Benzocaine
- 2. Procaine
- 3. Chlorocaine
- 4. Mepivacaine
- 5. 4-Hydroxypropivacaine
- 6. Cocaine
- 7. Lidocaine
- 8. Ropivacaine

VLC0063

**Antibiotics: High speed separation**

**Column:** ZORBAX Rx/SB-C8  
866953-906  
4.6 x 75 mm, 3.5 µm

Mobile Phase: 8.0% acetonitrile/92% 0.1% aqueous TFA

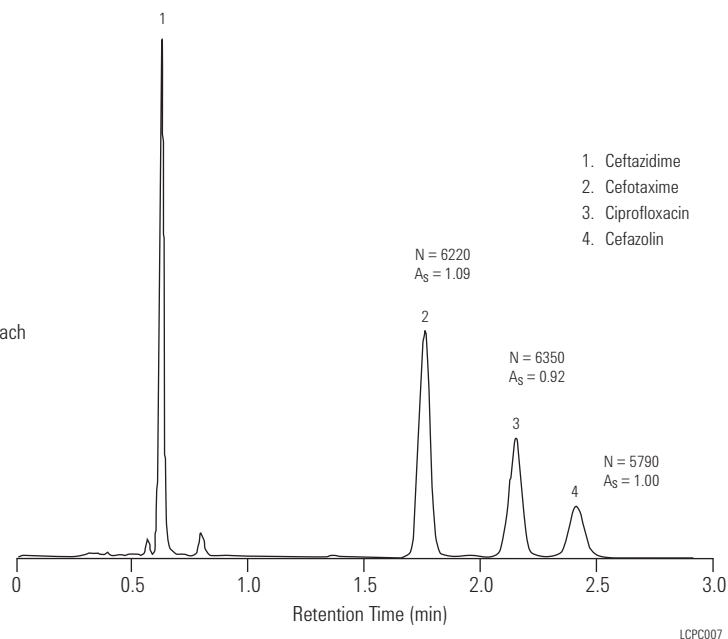
Flow Rate: 3.0 mL/min

Gradient: 45-70% B in 35 min

Temperature: 60 °C

Detector: UV, 260 nm

Sample: 1 µL containing 0.40, 0.36, 0.10 and 0.37 µg each of 1-4 resp.



- 1. Ceftazidime
- 2. Cefotaxime
- 3. Ciprofloxacin
- 4. Cefazolin

LCPC007

**Antibiotics: Lincomycin and Clindamycin by LC-APCI-MS LC-TIC**

**Column:** ZORBAX SB-C18 cartridge  
823700-902  
2.1 x 30 mm, 1.8 µm

Mobile Phase: Gradient: 15-50% B in 1 min, hold for 1.5 min,  
A: 0.2% formic acid pH 2.8  
B: ACN + 0.2% formic acid

Flow Rate: 0.5 mL/min

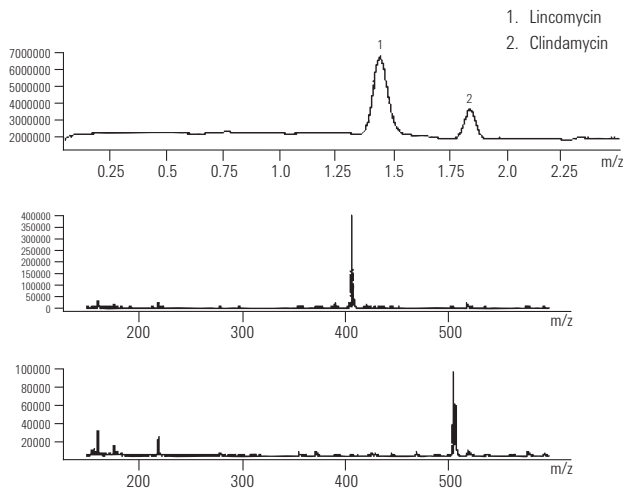
Gradient: Post time: 1.5 min

Temperature: Ambient

Detector: APCI, Positive ion

MS Conditions: Peak width: 0.10 min  
Scan: 150-600 Da, step 0.1  
Fragmentor: 70  
Gas Temp: 350 °C  
Vaporizer: 350 °C  
Drying gas: 12 L/min  
Nebulizer pres: 50 psi  
Vcap: +3000 V  
Corona: 4.0 µA

Sample: Antibiotics, 1 µL



- 1. Lincomycin
- 2. Clindamycin

LCPC008

**Antifungal medications**

**Column:** ZORBAX Bonus-RP  
883668-901  
4.6 x 150 mm, 5 µm

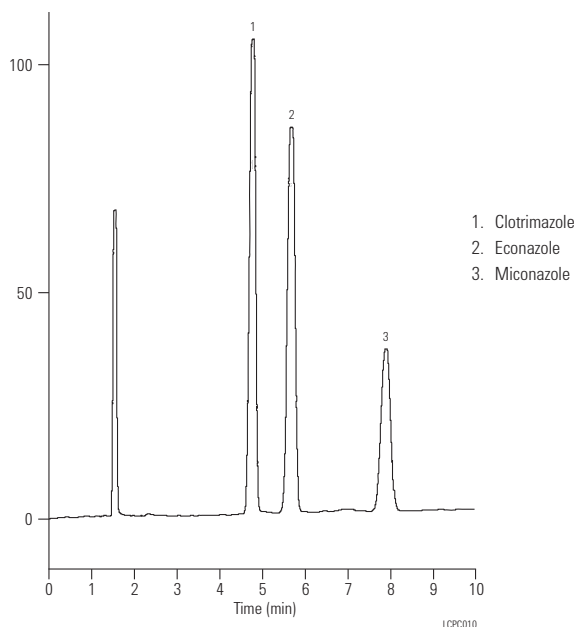
**Mobile Phase:** 35% 25 mM NaH<sub>2</sub>PO<sub>4</sub>, Dibasic (pH 6.5 with H<sub>3</sub>PO<sub>4</sub>):  
65% ACN

**Flow Rate:** 1 mL/min

**Temperature:** Ambient

**Detector:** UV, 220 nm

**Sample:** Antifungals, 2 µL

**Antifungals**

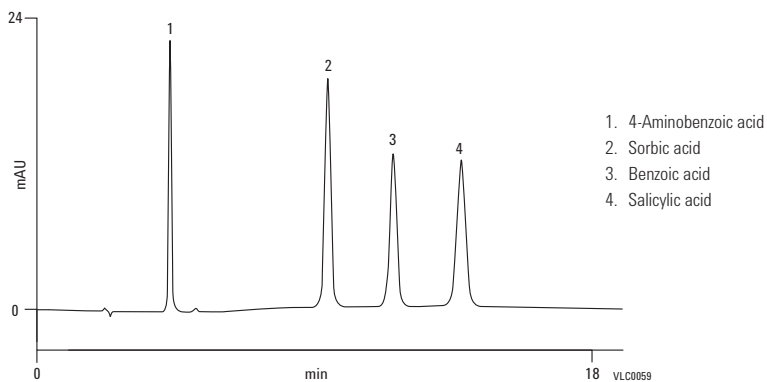
**Column:** Pursuit XRs Diphenyl  
A6020150X046  
4.6 x 150 mm, 5 µm

**Mobile Phase:** Water+0.1% HCOOH:  
MeCN+0.1% HCOOH, 80:20

**Flow Rate:** 1.0 mL/min

**Temperature:** Ambient

**Detector:** UV, 254 nm



For a comprehensive listing of chromatograms searchable by compound name, visit our online Chromatogram Library at [www.agilent.com/chem/library](http://www.agilent.com/chem/library)

**Analgesics: Non-steroidal anti-inflammatory drugs:  
Narrow bore separation**

**Column:** Eclipse XDB-C8  
993700-906  
2.1 x 150 mm, 5 µm

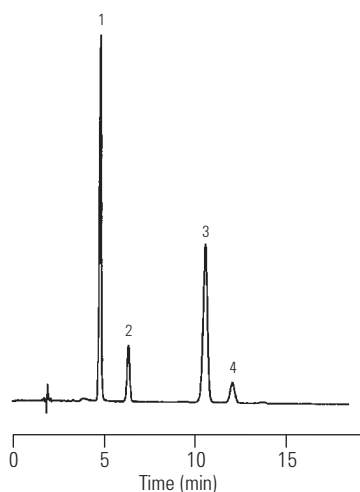
Mobile Phase: 50/50, 25 mM Sodium Phosphate  
(pH 7.0 with Phosphoric Acid), MeOH

Flow Rate: 0.2 mL/min

Temperature: 35 °C

Detector: UV, 254 nm

Sample: 2 µL, 10 ug/mL



NSAID	pK <sub>a</sub>
1. Phenacetin	2.2
2. Tolmetin	3.5
3. Phenylbutazone	4.4
4. Fenoprofen	4.5

LCPC011

**Separation of small molecule anorectics**

**Column A:** ZORBAX Bonus-RP  
883668-901  
4.6 x 150 mm, 5 µm

**Column B:** Traditional Alkyl C8 Phase

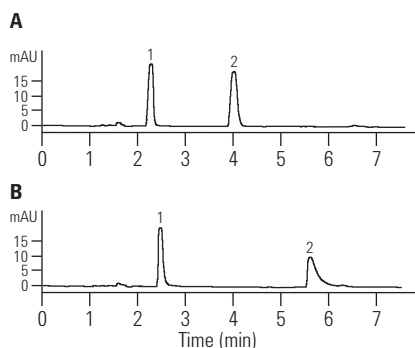
Mobile Phase: 25 mM K<sub>2</sub>HPO<sub>4</sub>, pH 7.2/MeOH: ACN (50:50), 45/55

Flow Rate: 1 mL/min

Temperature: Ambient

Detector: UV, 254 nm

Sample: Anorectics "Fen-phen", 5 µL



- 1. Phentermine
- 2. Fenfluramine

LCBP004



For a comprehensive listing of chromatograms searchable by compound name, visit our online Chromatogram Library at [www.agilent.com/chem/library](http://www.agilent.com/chem/library)



**Aromatic acids/benzoic acids:  
Selectivity differences**

**Column A:** ZORBAX SB-C8  
880975-906  
4.6 x 250 mm, 5 µm

**Column B:** ZORBAX SB-Phenyl  
880975-912  
4.6 x 250 mm, 5 µm

**Column C:** ZORBAX SB-CN  
880975-905  
4.6 x 250 mm, 5 µm

Mobile Phase: 30-45% methanol in 25 mM Na Phosphate, pH 2.5

A: 45% Methanol

B: 40% Methanol

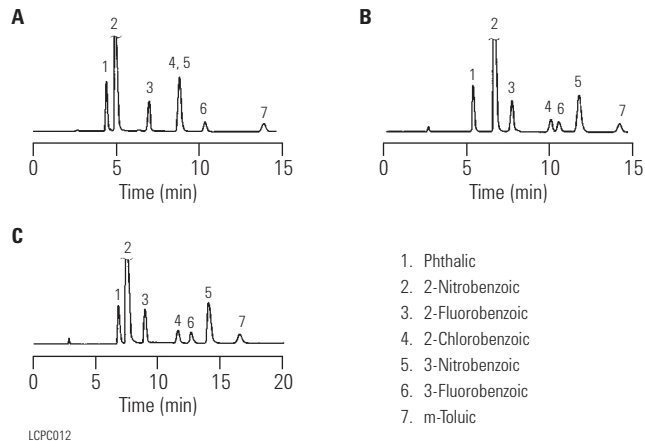
C: 30% Methanol

Flow Rate: 1.0 mL/min

Temperature: 35 °C

Detector: UV, 254 nm

Sample: Benzoic acids



**Catecholamines/biogenic amines:  
Rapid separation using ion-pair reagents**

**Column:** ZORBAX Rx/SB-C8  
866953-906  
4.6 x 75 mm, 3.5 µm

Mobile Phase: 0.14 M sodium phosphate,  
20 mM EDTA,  
0.75 mM octyl sulfonate,  
9% methanol pH 3.5

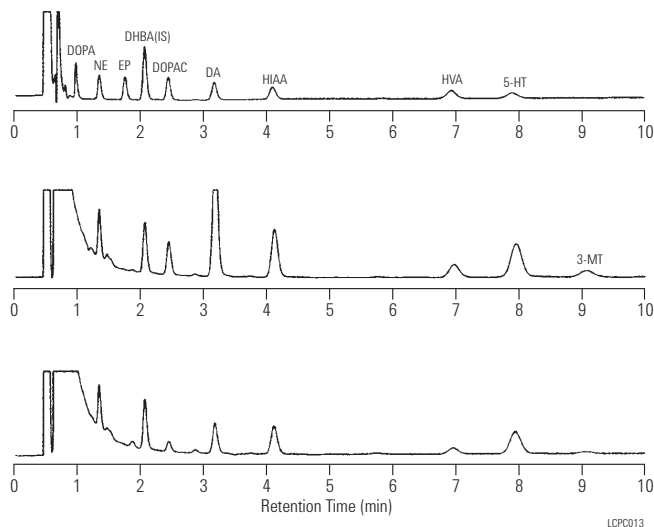
Flow Rate: 1.5 mL/min

Temperature: 26 °C

Detector: 0.75 V vs Ag/AgCl with electro-chemical detection

Sample: 10 µg/mL each standard; volume  
20 µL (2 g tissue sample)  
A: Standards (2pmol; DHBA 5pmol)  
B: Mouse Srium  
C: Mouse Neocortex

- |                                      |                                  |
|--------------------------------------|----------------------------------|
| 1. DOPA-Dihydroxyphenylalanine       | 6. HIAA-Hydroxyindoleacetic acid |
| 2. DHBA-Dihydroxybenzyl amine        | 7. EP-Epinephrine                |
| 3. DOPAC-Dihydroxyphenyl acetic acid | 8. HVA-Homovanillic acid         |
| 4. NE-Norepinephrine                 | 9. 5-HT-Hydroxytryptamine        |
| 5. DA-Dopamine                       | 10. 3-MT-Methoxytyrosine         |



### Chiral ethiazide (diuretic drug) separation

**Column:** Ultron ES-OVM Chiral  
702111651  
4.6 x 150 mm, 5 μm

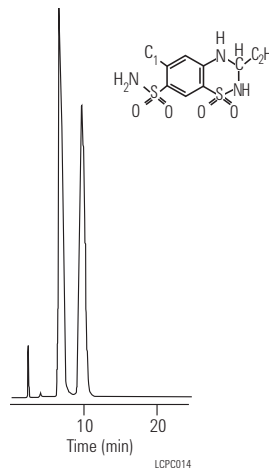
Mobile Phase: 20 mM KH<sub>2</sub>PO<sub>4</sub> (pH 4.6)

Flow Rate: 1.0 mL/min

Temperature: 25 °C

Detector: UV, 220 nm

Sample: 20 μL containing 0.35 μg Ethiazide



### Chiral separation of fluoxetine enantiomers (Prozac)

**Column:** Ultron ES-OVM Chiral  
702111651  
4.6 x 150 mm, 5 μm

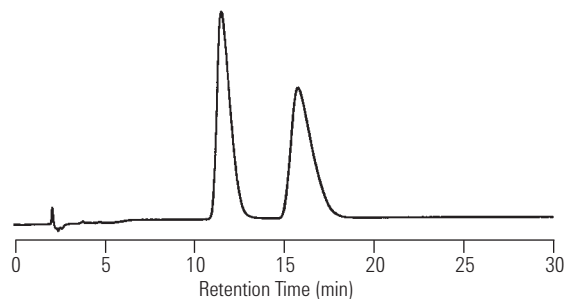
Mobile Phase: 25/75 (v/v) EtOH / 20 mM KH<sub>2</sub>PO<sub>4</sub>, pH 5.5  
(adjusted with NaOH)

Flow Rate: 0.8 mL/min

Temperature: Ambient

Detector: UV, 225 nm

Sample: Mixture fluoxetine (Prozac) enantiomers



*Courtesy of D.S. Ristry and V.S. Sharp, Eli Lilly and Co.*



For a comprehensive listing of chromatograms searchable by compound name, visit our online Chromatogram Library at [www.agilent.com/chem/library](http://www.agilent.com/chem/library)

### Goldenseal and related alkaloids on Rapid Resolution Eclipse XDB-C18

**Column:** Eclipse XDB-C18  
963967-902  
4.6 x 150 mm, 3.5 µm

**Mobile Phase:** 68% 30 mM ammonium acetate,  
14 mM TEA, pH ~4.85  
32% Acetonitrile

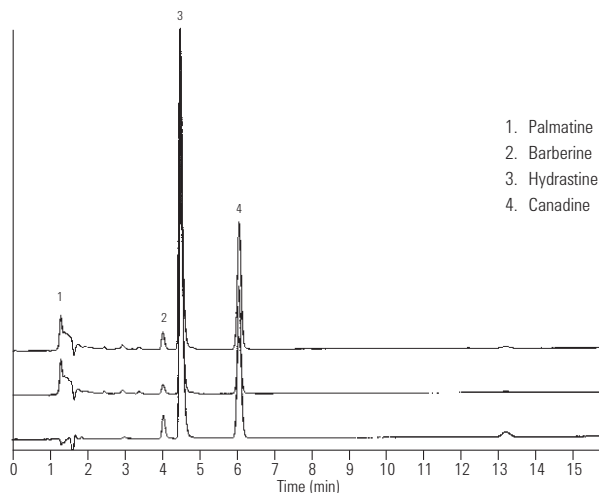
**Flow Rate:** 1.0 mL/min

**Temperature:** 30 °C

**Detector:** 230 nm

**Sample:** Goldenseal and related alkaloids

Alkaloids, such as the active components in Goldenseal and other related plants, are quickly and accurately separated using isocratic conditions on an Eclipse XDB-C18 Rapid Resolution column.



LCPC016

### Components of green tea separated on Rapid Resolution StableBond SB-C8

**Column:** ZORBAX SB-C8  
863953-906  
4.6 x 150 mm, 3.5 µm

**Mobile Phase:** 75% 0.1% TFA : 25% MeOH

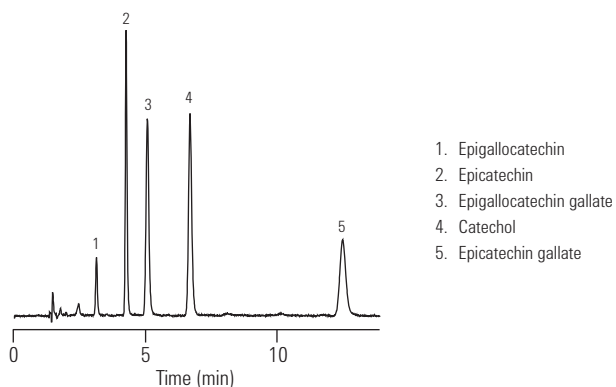
**Flow Rate:** 1.0 mL/min

**Temperature:** 40 °C

**Detector:** 280 nm

**Sample:** Green tea

Nutraceuticals, such as the components of green tea, are quickly separated on a StableBond SB-C8 Rapid Resolution column.



LCPC018

### Chiral separation of hexobarbital

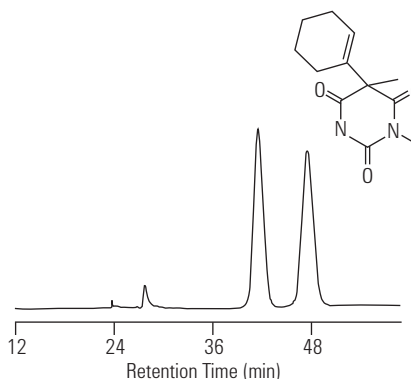
**Column:** Chiradex  
79925CB-584  
4.0 x 250 mm, 5 µm

**Mobile Phase:** Methanol/water, 20:80

**Flow Rate:** 1.0 mL/min

**Detector:** UV, 220 nm

**Sample:** Hexobarbital



LCPC017

### Chiral separation of S- and R-Norfluoxetine

**Column:** **Ultron ES-OVM Chiral**  
**724111653**  
**4.6 x 250 mm, 10 µm**

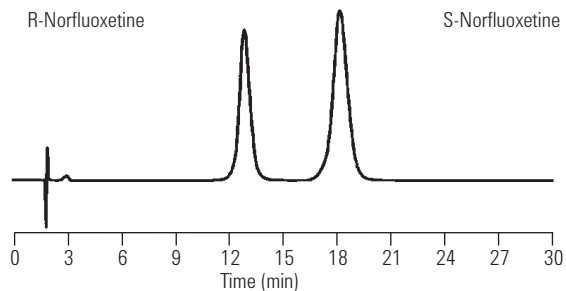
Mobile Phase: 6/94 (v/v) MeOH / 20 mM KH<sub>2</sub>PO<sub>4</sub>

Flow Rate: 1.0 mL/min

Temperature: Ambient

Detector: UV, 225 nm

Sample: 50 µg/mL of 2:3 mixture R- : S-Norfluoxetine



*Courtesy of D.S. Ristry and V.S. Sharp, Eli Lilly and Co.*

LCPC019

### Chiral separation of salbutamol

**Column:** **Ultron ES-Pepsin**  
**822111631A**  
**4.6 x 150 mm, 5 µm**

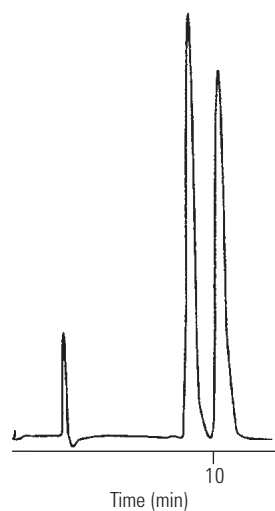
Mobile Phase: 20 mM phosphate buffer, pH 6.0

Flow Rate: 1.0 mL/min

Temperature: 25 °C

Detector: UV, 220 nm

Sample: 20 µL containing 0.35 µg salbutamol mixture



LCPC020



For a comprehensive listing of chromatograms searchable by compound name, visit our online Chromatogram Library at [www.agilent.com/chem/library](http://www.agilent.com/chem/library)

### Chiral separation of tolperison enantiomers

**Column:** **Ultron ES-OVM Chiral**  
**702111651**  
**4.6 x 150 mm, 5 μm**

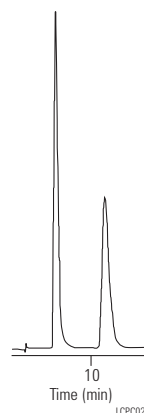
Mobile Phase: 20 mM KH<sub>2</sub>PO<sub>4</sub> (pH 5.5), C<sub>2</sub>H<sub>5</sub>OH (100/4 v/v)

Flow Rate: 1.0 mL/min

Temperature: Ambient

Detector: UV, 220 nm, 0.04 AUFS

Sample: Tolperison, 5 μL



### Chiral separation of atenolol

**Column:** **Ultron ES-Pepsin**  
**822111631A**  
**4.6 x 150 mm, 5 μm**

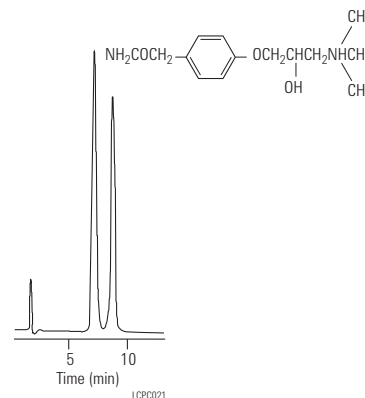
Mobile Phase: 20 mM phosphate buffer, pH 6.0/Ethanol (99/1)

Flow Rate: 1.0 mL/min

Temperature: 25 °C

Detector: UV, 220 nm, 0.04 AUFS

Sample: 1.5 μL, 0.25 mg/mL, atenolol racemic mixture



### Cocaine and metabolites

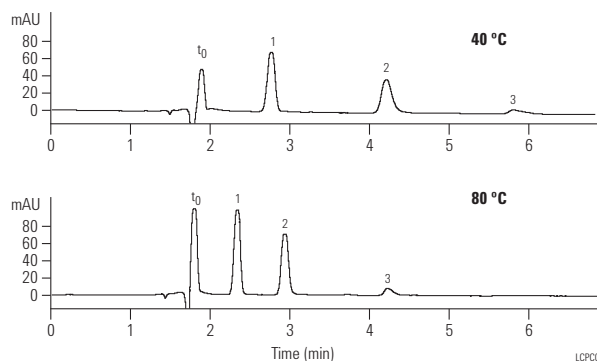
**Column:** **ZORBAX Rx-SIL**  
**883975-901**  
**4.6 x 150 mm, 5 μm**

Mobile Phase: MeOH: NH<sub>4</sub> Acetate, 25 mM, pH 6 (70:30)

Flow Rate: 1.0 mL/min

Temperature: 40 and 80 °C

Detector: UV, 210 nm



**Aspirin and cough remedy**

**Column:** Eclipse XDB-C8  
993967-906  
4.6 x 150 mm, 5 µm

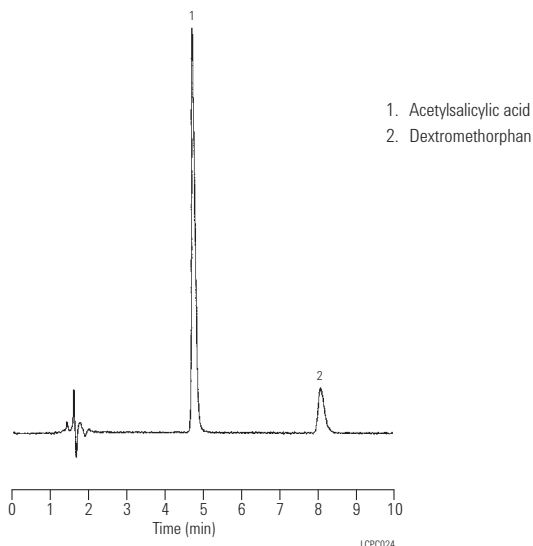
Mobile Phase: (75:25) 25 mM Na<sub>2</sub>HPO<sub>4</sub> (pH 3.0): ACN

Flow Rate: 1.0 mL/min

Temperature: 40 °C

Detector: UV, 254 nm

Sample: 5 µL, 10 µg/mL



**Cough formula mixture:  
Fast and efficient separation**

**Column A:** ZORBAX SB-CN  
866953-905  
4.6 x 75 mm, 3.5 µm

**Column B:** ZORBAX SB-CN  
883975-905  
4.6 x 150 mm, 5 µm

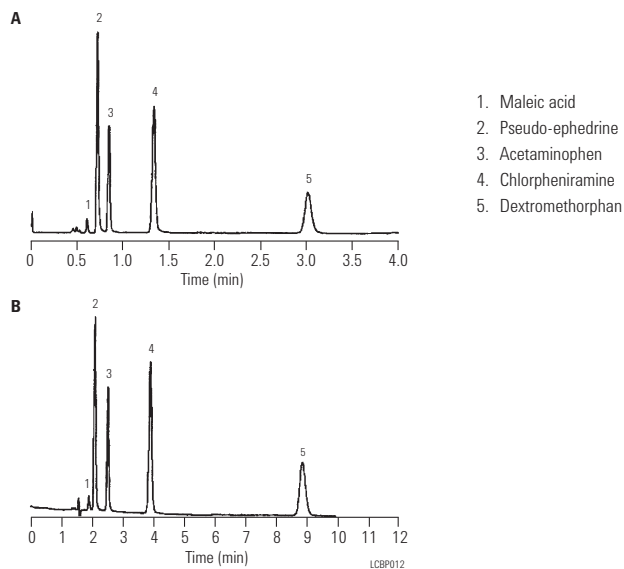
Mobile Phase: 20/80, Acetonitrile/150 mM Na Citrate, pH 2.6

Flow Rate: 1.5 mL/min, 1.0 mL/min

Temperature: 35 °C

Detector: UV, 270 nm

Sample: 2 µL, cough formula



**Guaifenesin: USP analysis of guaifenesin**

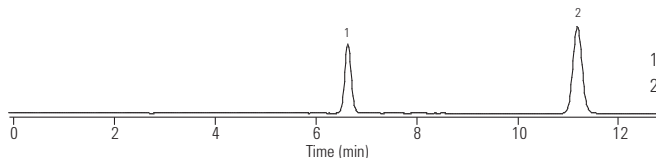
Mobile Phase: 40% Methanol:60% Water:1.5% Glacial Acetic Acid

Flow Rate: 1.0 mL/min

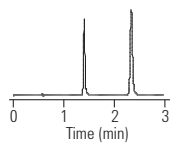
Temperature: 25 °C

Sample: Guaifenesin  
A: 8 µL  
B: 2 mL

Column:	Eclipse XDB-C18 990967-902 4.6 x 250 mm, 5 µm	Peak	TR	N	Rs
		1	6.63	12,737	0
		2	11.19	18,552	15.8



1. Guaifenesin: 0.04 mg/mL  
2. Benzoic Acid: 0.10 mg/mL



LCPC025

Column:	Eclipse XDB-C18 922975-902 4.6 x 50 mm, 1.8 µm	Peak	TR	N	Rs
		1	1.4	11,421	0
		2	2.33	12,909	12.3

Minimum Resolution Required = 3.0

**Metronidazole: Updating USP methods**

**Column A:** ZORBAX C8  
883952-706  
4.6 x 150 mm, 5 µm

**Column B:** Eclipse XDB-C8  
993967-906  
4.6 x 150 mm, 5 µm

**Column C:** Eclipse XDB-C8  
963967-906  
4.6 x 150 mm, 3.5 µm

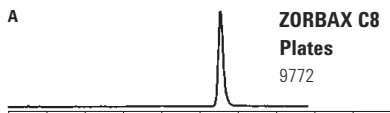
Mobile Phase: 80/20, Water/Methanol

Flow Rate: 1.0 mL/min

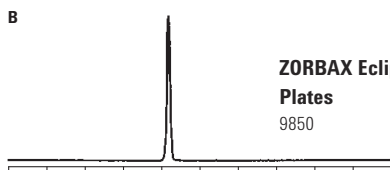
Temperature: Ambient

Detector: UV, 254 nm

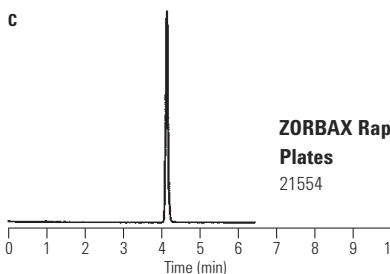
Sample: Metronidazole



USP TF 1.30 Particle Size 5 µm



USP TF 0.98 Particle Size 5 µm



USP TF 1.13 Particle Size 3.5 µm

LCPC026

**Morphine and metabolites:  
Extracted blood plasma sample separation**

**Column:** ZORBAX SB-C18  
863953-902  
4.6 x 150 mm, 3.5 µm

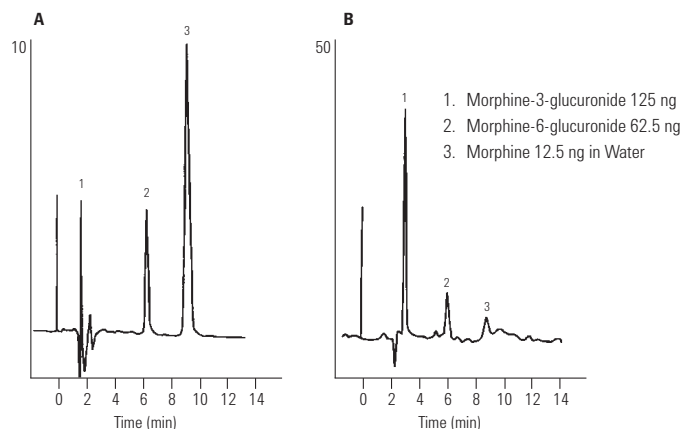
Mobile Phase: 97/3 70 mM KH<sub>2</sub>PO<sub>4</sub> + 1 mM EDTA/ACN, pH 4.5

Flow Rate: 1.5 mL/min

Temperature: Ambient

Detector: A: Electrochemical, 720 mV  
B: Fluorescence, Ex = 285 nm, Em = 352 nm

Sample: 50 µL  
Morphine-3-glucuronide 125 ng  
Morphine-6-glucuronide 62.5 ng  
Morphine 12.5 ng in Water



Courtesy of J. Visser, Center for Pharmacy, Univ. Groningen, The Netherlands.

LCPC027

**Opiates (drugs of abuse) by LC/MS**

**Column:** ZORBAX SB-AQ  
830990-914  
2.1 x 150 mm, 3.5 µm

Mobile Phase: A: Acetonitrile with 0.1% formic acid  
B: Water with 0.1% formic acid

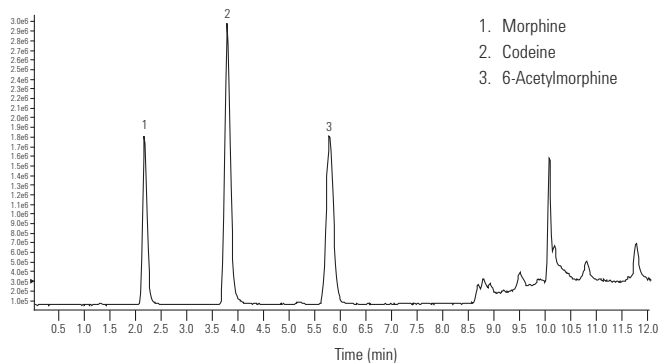
Flow Rate: 0.25 mL/min

Gradient: 0 min 10% B  
5 min 35% B  
5.1 min 100% B

MS Conditions: Time of Flight (TOF)  
Standard with calibrant delivery system  
providing constant low flow of ~ 2 µM purine  
and HP-921 calibrant to dual ESI for  
continuous auto-calibration

Sample: Opiates

XIC of +TOF MS



LCPC028



For a comprehensive listing of chromatograms searchable by compound name, visit our online Chromatogram Library at [www.agilent.com/chem/library](http://www.agilent.com/chem/library)



**NEW!**

**Comparing HILIC and RPLC of morphine using Agilent ZORBAX RRHD columns with UHPLC/MS**

**Column:** Agilent ZORBAX Eclipse Plus C18  
2.1 x 100mm, 5 µm  
(Custom column)

**Column:** ZORBAX RRHD HILIC Plus  
959758-901  
2.1 x 100 mm, 1.8 µm

**Mobile Phase:** A: 10 mM NH<sub>4</sub>HCO<sub>2</sub>, pH 3.2  
B: CH<sub>3</sub>CN/100 mM NH<sub>4</sub>HCO<sub>2</sub>, pH 3.2 (9:1)  
Column A: 10% B isocratic  
Column B: 70% B isocratic

**Flow Rate:** Column A: 0.4 mL/min  
Column B: 1 mL/min

**Pressure:** Column A: 90 bar  
Column B: 810 bar

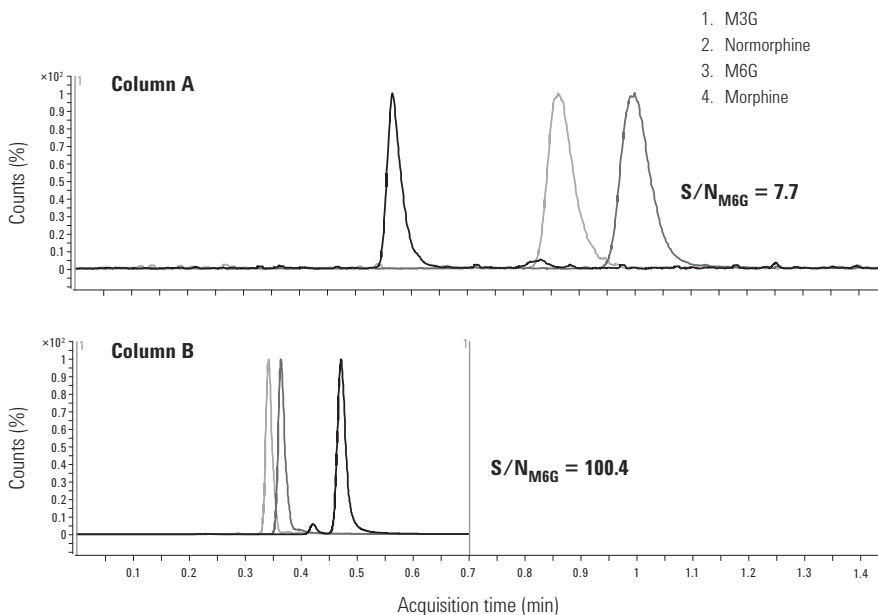
**Temperature:** 25 °C

**Detector:** Agilent 1290 Infinity LC with an  
Agilent 6410A Triple Quadrupole Mass Spectrometer

**MS Conditions:** MS Source: Positive ESI, capillary 4000 V, drying gas temperature, flow rate and nebulizer pressure vary with mobile phase flow rate  
MS Acquisition: Selected ion mode (SIM), delta EMV 200 V, MS dwell time varies with mobile phase flow rate  
Software: Agilent MassHunter versions B.03.01, B.02.00 AND B.03.01 were used for data acquisition, qualitative, and quantitative analyses, respectively

**Sample:** 2 µL injection of 1 µg/mL each of morphine, normorphine, morphine-3-β-D-glucuronide: HILIC sample was prepared in CH<sub>3</sub>CN; RPLC sample was prepared in H<sub>2</sub>O

HILIC mode with UHPLC columns cuts analysis time in half, while improving sensitivity by more than a factor of 10, compared to traditional LC columns in RPLC mode with MS detection.



**Neutraceuticals:  
Hypericin separation in St. John's Wort**

**Column:** Eclipse XDB-C8  
993967-906  
4.6 x 150 mm, 5 µm

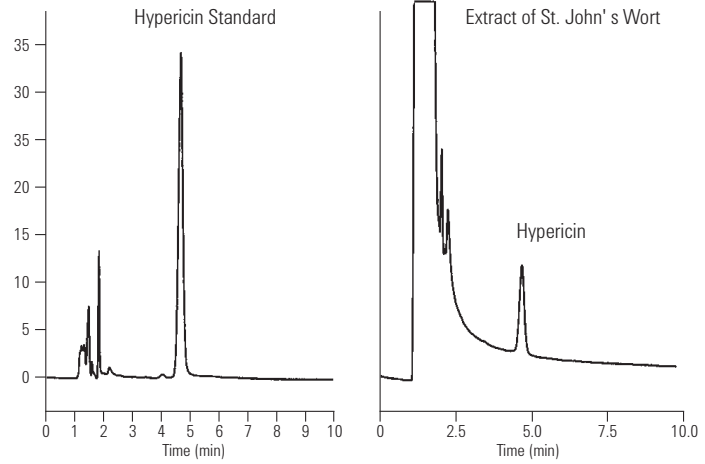
Mobile Phase: 23% 25 mM Na<sub>2</sub>HPO<sub>4</sub>,  
Dibasic (pH 7.0 with H<sub>3</sub>PO<sub>4</sub>); 77% MeOH

Flow Rate: 1.0 mL/min

Temperature: 35 °C

Detector: UV, 254 nm

Sample: Neutraceuticals



LPC0029

**Pharmaceuticals: Rapid,  
high sensitivity LC and LC/MS of 11 drugs**

**Column:** Eclipse XDB-C18  
925700-902  
2.1 x 50 mm, 1.8 µm

Mobile Phase: A: 10 mM NH<sub>4</sub> Formate (pH = 3.6)  
B: ACN with 10 mM NH<sub>4</sub> Formate

Flow Rate: 0.6 mL/min

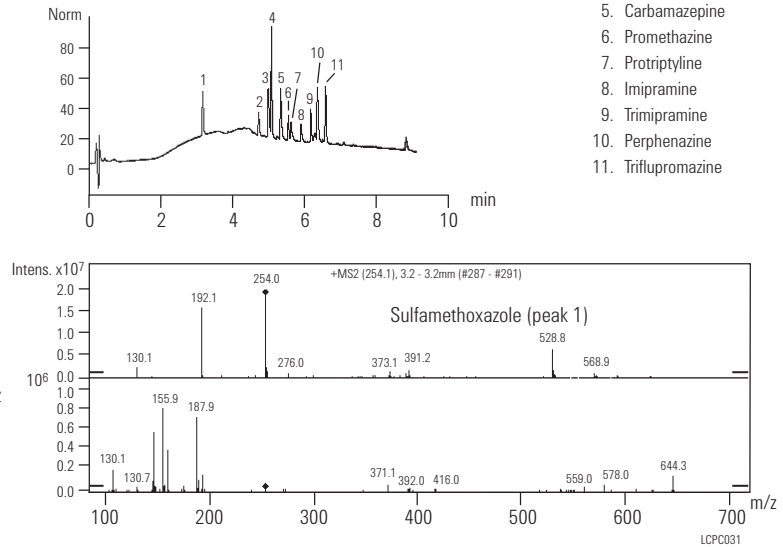
Gradient: 5% B to 70% B in 7.5 min, to 95% B in 8.5 min

Temperature: 65 °C

Detector: UV, 230 nm and MSD Trap SL

MS Conditions: Pos. Dry Gas: 345 °C  
Neb.: 45 psi  
HV Cap: 3500 V  
Range: 100-700  
Average: 5 Spectra  
ICC: 30000  
Charge Con: On  
Smart Par. Settings: Tar Mas: 250 m/z  
Comp. Stab.: 100%  
Trap Drive: 100%  
Frag. Options: Smart Frag: On  
Frag. Width: 10 m/z

1. Sulfamethoxazole
2. Tripelemamine
3. Prednisolone
4. Diphenhydramine
5. Carbamazepine
6. Promethazine
7. Protriptyline
8. Imipramine
9. Trimipramine
10. Perphenazine
11. Triflupromazine



LPC0031

**Hormones/steroids**

**Column:** ZORBAX RRHT SB-C18  
823975-902  
4.6 x 30 mm, 1.8 µm

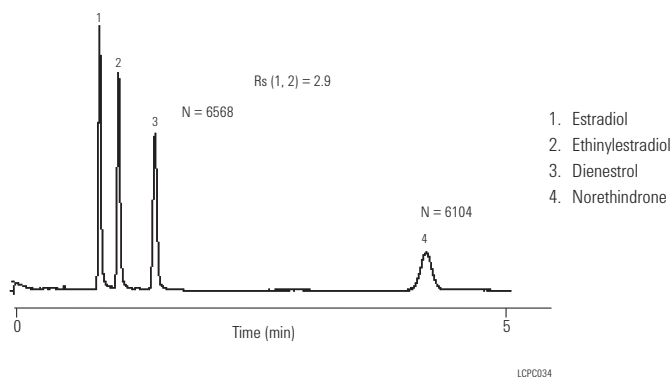
Mobile Phase: 50% 20 mM NaH<sub>2</sub>PO<sub>4</sub>, pH 2.8: 50% ACN

Flow Rate: 1.0 mL/min

Temperature: RT

Detector: UV, 230 nm

Sample: Hormones/steroids



**Steroids: Separation**

**Column:** Eclipse XDB-CN  
993967-905  
4.6 x 150 mm, 5 µm

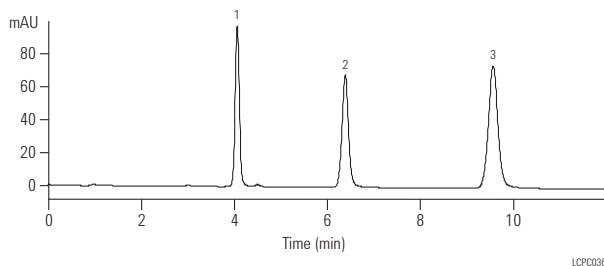
Mobile Phase: 40:60 ACN:Water

Flow Rate: 1.0 mL/min

Temperature: 25 °C

Detector: UV, 205 nm

Sample: 1. Norethindrone 0.514 mg/mL  
2. Progesterone 0.407 mg/mL  
3. Mestranol 0.057 mg/mL



For a comprehensive listing of chromatograms searchable by compound name, visit our online Chromatogram Library at [www.agilent.com/chem/library](http://www.agilent.com/chem/library)

**Steroids**

**Column A:** Eclipse XDB-Phenyl  
963967-912  
4.6 x 150 mm, 3.5 µm

**Column B:** Eclipse XDB-C18  
993967-902  
4.6 x 150 mm, 5 µm

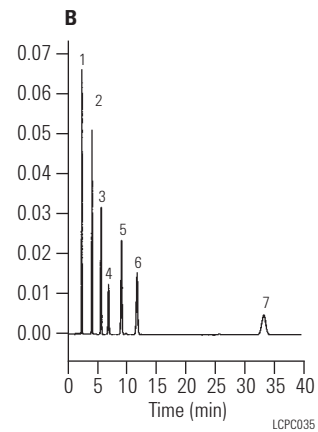
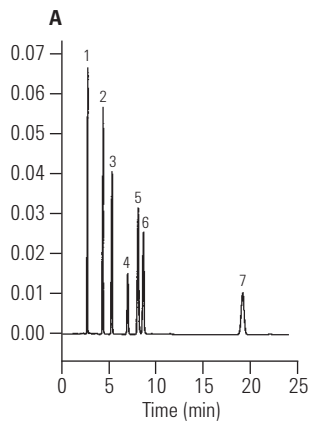
Mobile Phase: H<sub>2</sub>O:ACN, 60:40

Flow Rate: 1.0 mL/min

Temperature: 35 °C

Detector: UV, 254 nm

- Sample:
1. Prednisolone
  2. Corticosterone
  3. 11 -hydroxyprogesterone
  4. Cortisone acetate
  5. Deoxycorticosterone
  6. 17 hydroxyprogesterone
  7. Progesterone



LCPC035



For a comprehensive listing of chromatograms searchable by compound name, visit our online Chromatogram Library at [www.agilent.com/chem/library](http://www.agilent.com/chem/library)

**Triamcinolone – USP analysis of triamcinolone**

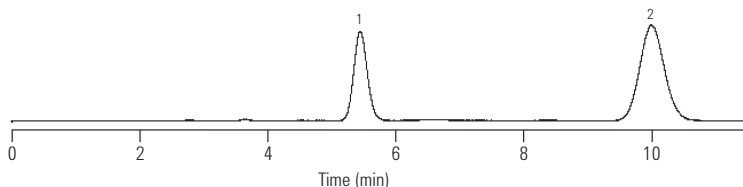
**Column:** Eclipse XDB-C18  
 923975-902  
 4.6 x 30 mm, 1.8 µm

Mobile Phase: 47% Methanol:53% Water

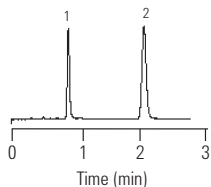
Flow Rate: 1.5 mL/min

Temperature: 25 °C

Sample: Triamcinolone, 1 µL



Peak	TR	N	Rs
1	5.45	3199	0
2	9.99	3212	8.1



1. Triamcinolone: 0.2 mg/mL  
 2. Hydrocortisone: 0.3 mg/mL  
 Minimum Resolution Required = 3.0

Peak	TR	N	Rs
1	0.89	3256	0
2	2.07	4851	11.8

LCPD038

**Separation of highly basic antidepressants above their pKa in free base form (pKa 9.5-9.7)**

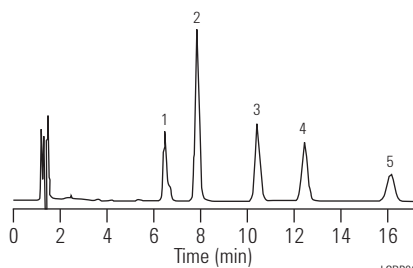
**Column:** ZORBAX Extend-C18  
 773450-902  
 4.6 x 150 mm, 5 µm

Mobile Phase: 75% Methanol / 25% 50 mM Pyrrolidine Buffer, pH 11.5

Flow Rate: 0.5 mL/min

Temperature: 40 °C

Detector: UV, 215 nm



- 1. Doxepin
- 2. Imipramine
- 3. Nortriptyline
- 4. Amitriptyline
- 5. Trimipramine

LCBP007

Basic drugs can often be separated in their charged form at low pH with StableBond or at mid-range pH with Eclipse XDB or Bonus -RP columns. With Extend-C18, you can separate at high pH to improve solubility, improve retention, or obtain different selectivity.

**Antidepressants, tricyclic:  
Comparative separation**

**Column A:** ZORBAX Bonus-RP  
883668-901  
4.6 x 150 mm, 5 µm

**Column B:** Brand A Polar-linked C8

**Column C:** Brand B Polar-linked C18

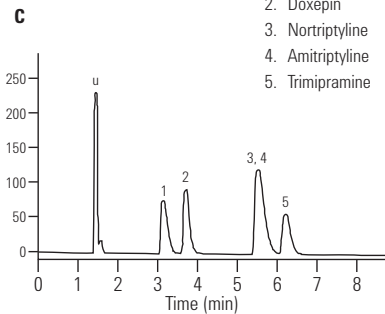
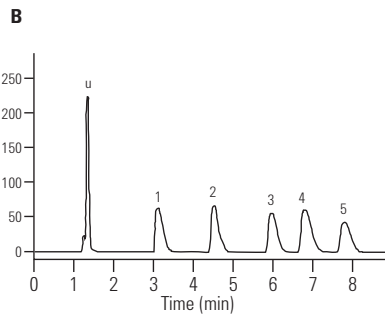
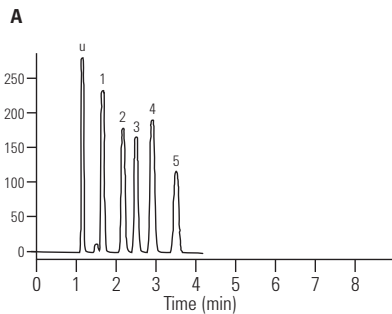
Mobile Phase: ACN: 20 mM Na Citrate, pH 6 (60:40)

Flow Rate: 1.0 mL/min

Temperature: Ambient

Detector: UV, 254 nm

Sample: Tricyclic antidepressants (u= uracil)



- 1. Propranolol
- 2. Doxepin
- 3. Nortriptyline
- 4. Amitriptyline
- 5. Trimipramine

LCBP011

**Tricyclic antidepressants**

**Column:** Eclipse XDB-C8  
993967-906  
4.6 x 150 mm, 5 µm

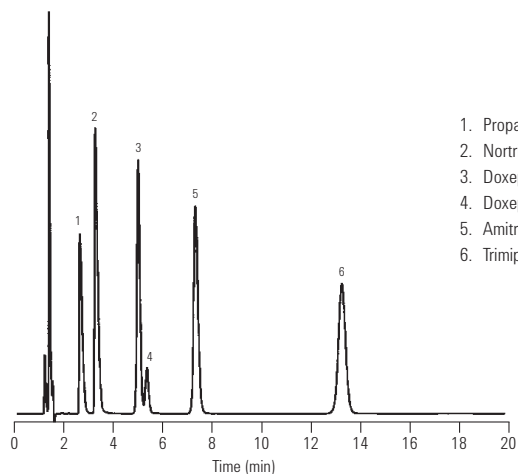
Mobile Phase: 38/62 THF/25 mM Potassium Phosphate, pH7

Flow Rate: 1.0 mL/min

Temperature: 23 °C

Detector: UV, 254 nm

Sample: 10 µL, Antidepressant mix, 10 µg/mL



- 1. Propranolol
- 2. Nortriptyline
- 3. Doxepin
- 4. Doxepin dimer
- 5. Amitriptyline
- 6. Trimipramine

LCPC039

**Tricyclic antidepressants and metabolites:  
Effect of pore size**

**Column A:** ZORBAX SB-C18  
863953-902  
4.6 x 150 mm, 3.5  $\mu$ m

**Column B:** ZORBAX RRHD 300SB-C18  
883995-902  
4.6 x 150 mm, 5  $\mu$ m

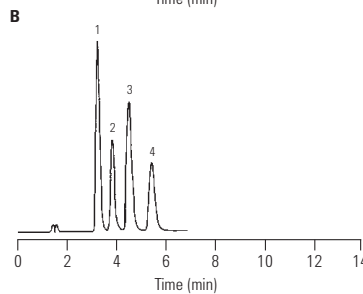
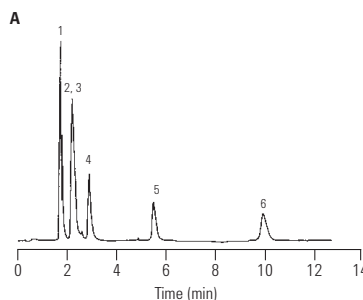
Mobile Phase: 40/60, 25 mM Phosphate Buffer,  
10 mM Triethylamine, pH 6.2/ACN

Flow Rate: 1.2 mL/min

Temperature: Ambient

Detector: UV, 254 nm

Sample: 10  $\mu$ L, Antidepressant mix, 10  $\mu$ g/mL



1. trans- 10-OH - Nortriptyline
2. trans- 10-OH - Amitriptyline
3. cis- 10-OH - Nortriptyline
4. cis- 10-OH - Amitriptyline
5. Nortriptyline
6. Amitriptyline

LCPC040

**Ulcer treatment drugs at intermediate pH**

**Column:** ZORBAX Bonus-RP  
883668-901  
4.6 x 150 mm, 5  $\mu$ m

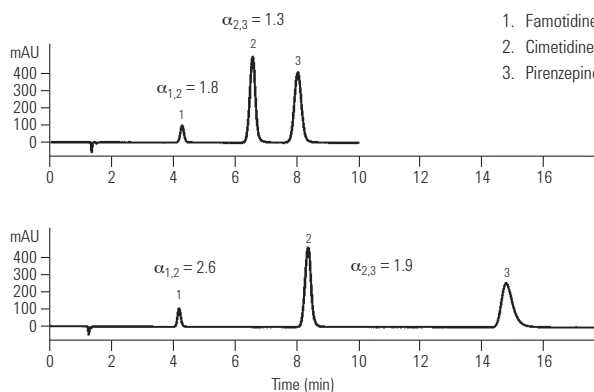
Mobile Phase: Na citrate, 20 mM, pH 6.1: MeOH, (80:20)

Flow Rate: 1.0 mL/min

Temperature: Ambient

Detector: UV, 220 nm

Sample: Ulcer treatment drugs



LCPC042



For a comprehensive listing of chromatograms searchable by compound name, visit our online Chromatogram Library at [www.agilent.com/chem/library](http://www.agilent.com/chem/library)

**Urine, LSD analysis by LC/MS**

**Column:** Eclipse XDB-C8  
960967-906  
2.1 x 50 mm, 5 µm

Mobile Phase: 15 : 85, ACN : 10 mM Ammonium Formate, pH 3.7

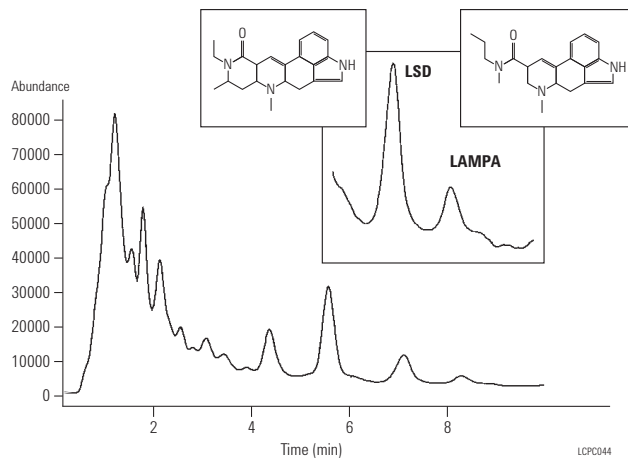
Flow Rate: 0.3 mL/min

Temperature: 30 °C

Detector: MS

MS Conditions: SIM mode, Ions: 324.2, 223.1, 208.1  
Fragmentor (dynamically ramped) 100V at 324.2,  
148V at 223.1, 170V at 208.1

Sample: LSD



Hughes, J.M., C.A. Miller and S.M. Fischer, "Development of a Method for the Forensic Analysis of LSD in Urine", presented at the ASMS, Palm Springs, June 1997.

**USP method:  
Glyburide and internal standard, progesterone**

**Column:** Eclipse XDB-C8  
990967-906  
4.6 x 250 mm, 5 µm

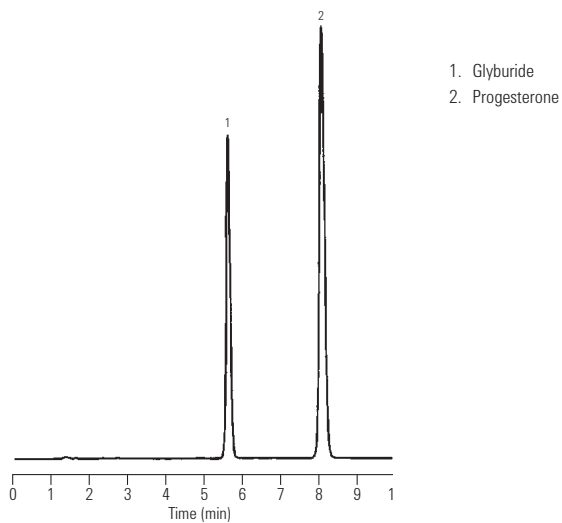
Mobile Phase: 45/55, 50 mM Ammonium Phosphate/ACN, Final pH 5.35

Flow Rate: 1.5 mL/min

Temperature: Ambient

Detector: UV, 254 nm

Sample: 5 µL, 10 ug/mL each of standard





**Dexamethasone, USP method: Rapid analysis**

**Column A:** ZORBAX SB-C8  
880975-906  
4.6 x 250 mm, 5 µm

**Column B:** ZORBAX Rx/SB-C8  
866953-906  
4.6 x 75 mm, 3.5 µm

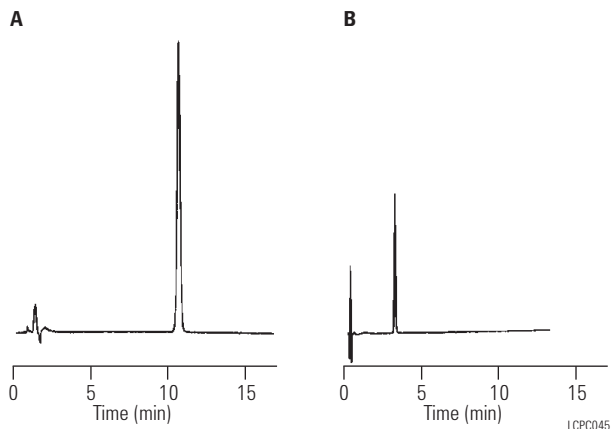
Mobile Phase: A = Water, B = ACN; Isocratic 30% B

Flow Rate: 2.0 mL/min

Temperature: Ambient

Detector: UV, 254 nm

Sample: Dexamethasone  
10 µL and 5 µL, 10 ug/mL



**USP analysis of tetracyclines**

**Column:** PLRP-S 100Å  
PL1512-5500  
4.6 x 250 mm, 5 µm

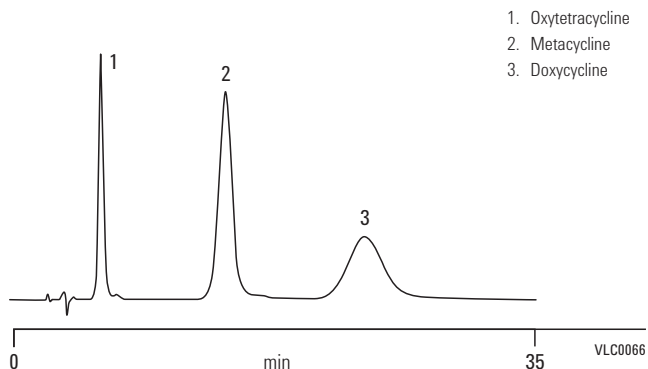
Sample: 20 mg tetracycline in 25 mL 0.01M HCl

Mobile Phase: 60 g 2-Methyl-2-propanol + 200 mL UHP water +  
400 mL 0.2 M K<sub>2</sub>HPO<sub>4</sub> at pH 8 + 50 mL 10 g/L  
tetrabutylammonium hydrogen sulphate at pH 8 +  
10 mL 40 g/L sodium edetate at pH 8, made up to  
1000 mL with water (adjust pH with dilute NaOH)

Flow Rate: 1.0 mL/min

Temperature: 60 °C

Detector: UV, 254 nm



For a comprehensive listing of chromatograms searchable by compound name, visit our online Chromatogram Library at [www.agilent.com/chem/library](http://www.agilent.com/chem/library)

**Warfarin: USP chromatographic purity method using Eclipse XDB-CN**

**Column:** Eclipse XDB-CN  
993967-905  
4.6 x 150 mm, 5 µm

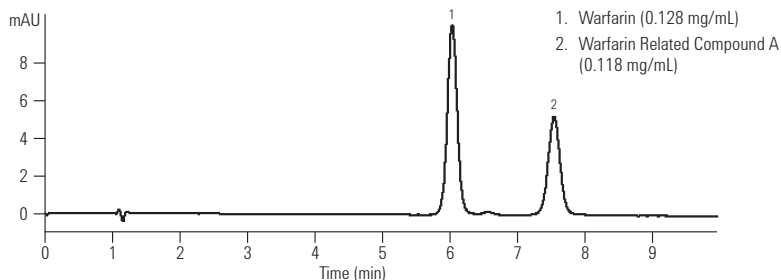
Mobile Phase: 32:68:1 Acetonitrile:Water:Glacial Acetic Acid

Flow Rate: 1.5 mL/min

Temperature: 25 °C

Detector: UV, 260 nm

Sample: Warfarin, 2 µL



LCPC047

**Ten cardiac drugs on Rapid Resolution HT SB-C18**

**Column:** SB-C18  
829975-902  
4.6 x 150 mm, 1.8 µm

Mobile Phase: A: 0.1% TFA, 5% ACN  
B: 0.08% TFA, 95% ACN

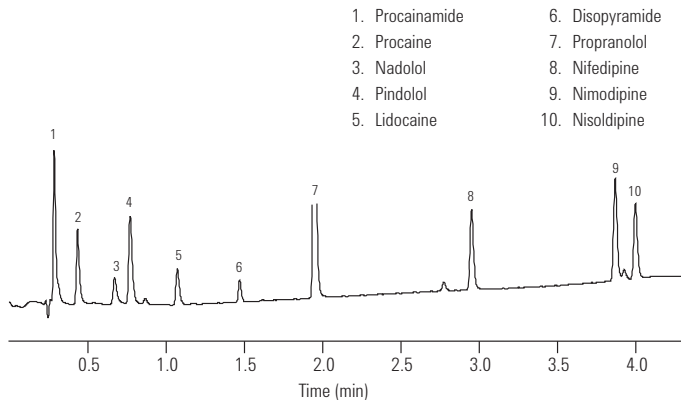
Flow Rate: 2 mL/min

Gradient: 0.0 min 12.5% B  
10.5 min 60% B  
12.0 min 60% B

Temperature: 70 °C

Detector: UV, 230 nm

Sample: Cardiac drugs



LCPC049

**Sulfonamides – Fast analysis with RRHT columns**

**Column:** SB-C18  
824700-902  
2.1 x 30 mm, 1.8 µm

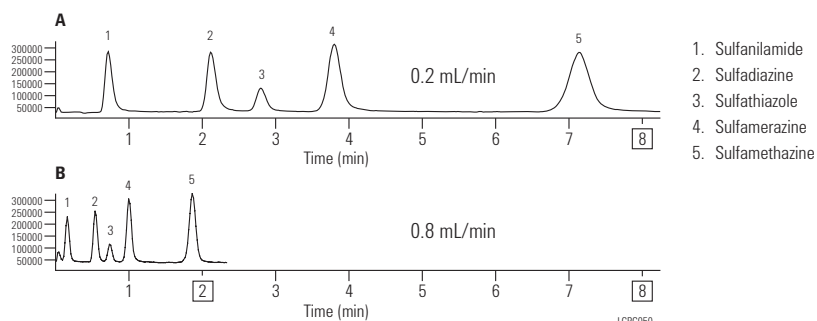
Mobile Phase: A: 90% 0.1% formic acid  
B: 10% 0.1% formic acid in MeOH

Flow Rate: A: 0.2 mL/min  
B: 0.8 mL/min

Temperature: 35 °C

Detector: TIC, Single Quad

Sample: Sulfonamides



LCPC050

**Sulfa drugs**

**Column:** Pursuit XRs Ultra C8  
A7511100X020  
2.0 x 100 mm, 3.0 µm

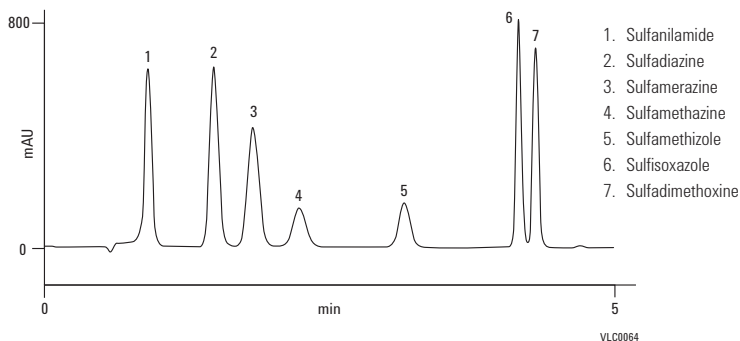
**Mobile Phase:** A: Water+0.1% TFA  
B: MeCN+0.1% TFA

**Gradient:** 10% B for 10 min,  
ramp to 45% B in 1 min and hold for 1 min,  
return to 10% B in 1 min and hold for 1 min

**Flow Rate:** 0.65 mL/min

**Temperature:** Ambient

**Detector:** UV, 254 nm



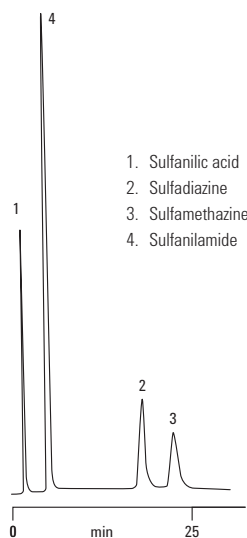
**Sulfa drugs**

**Column:** PLRP-S 100Å  
PL1111-3500  
4.6 x 150 mm, 5 µm

**Mobile Phase:** Potassium sulfate:  
ACN 7:1, pH 2.2

**Flow Rate:** 1.0 mL/min

**Detector:** UV, 254 nm

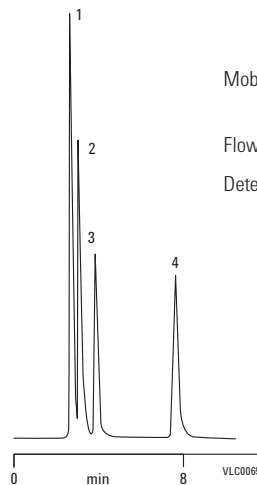


**Column:** PLRP-S 100Å  
PL1111-3500  
4.6 x 150 mm, 5 µm

**Mobile Phase:** Disodium tetraborate: ACN 6:1,  
pH 9.3

**Flow Rate:** 1.0 mL/min

**Detector:** UV, 254 nm



For a comprehensive listing of chromatograms searchable by compound name, visit our online Chromatogram Library at [www.agilent.com/chem/library](http://www.agilent.com/chem/library)

**Fast analysis of Pindolol**

**Column A:** ZORBAX SB-CN  
863953-905  
4.6 x 150 mm, 3.5 µm

**Column B:** ZORBAX SB-CN  
827975-905  
4.6 x 50 mm, 1.8 µm

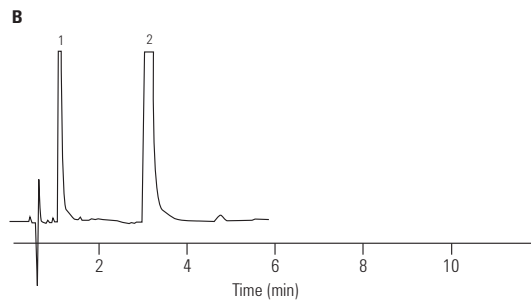
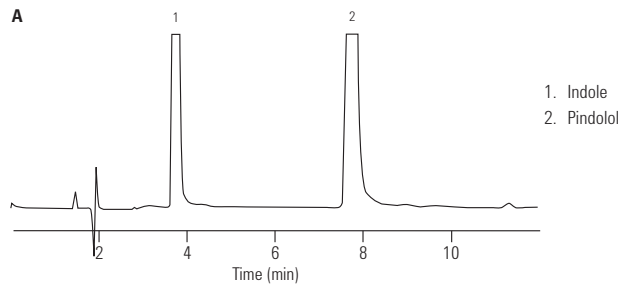
Mobile Phase: A: 70% 50 mM Na Acetate  
B: 30% ACN

Flow Rate: 1 mL/min

Temperature: Ambient

Detector: UV, 219 nm

Sample: Pindolol, 2 µL



LCPC051

**Lamotrigine**

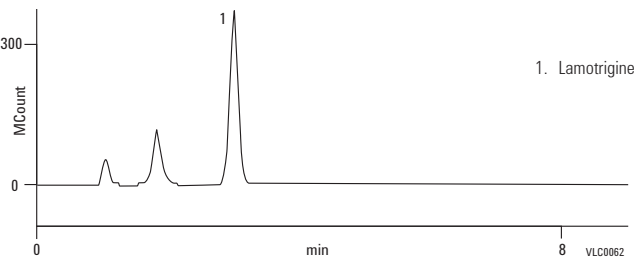
**Column:** Pursuit XRs Ultra C8  
A7511100X020  
2.0 x 100 mm, 3.0 µm

Mobile Phase: ACN:water, 25:90 for 1 min

Flow Rate: 0.2 mL/min

Injection Volume: 5 µL, 50% MeOH

Detector: MS



### Barbiturates

**Column:** PLRP-S 100Å  
PL1512-5500  
4.6 x 250 mm, 5 µm

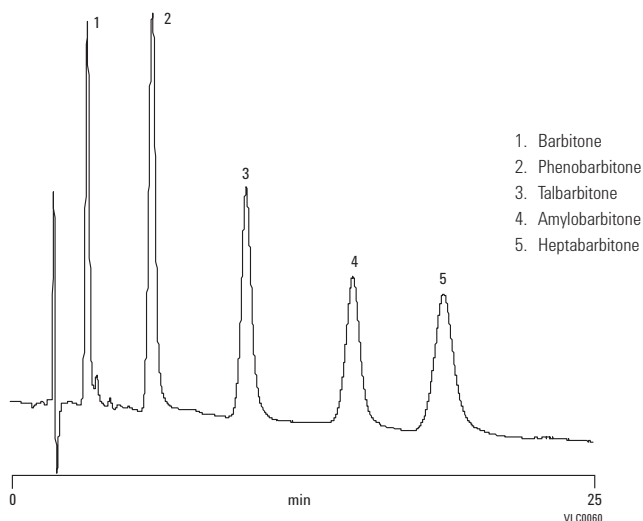
Mobile Phase: Water

Flow Rate: 1.0 mL/min

Temperature: 200 °C

Detector: UV, 220 nm

*Courtesy: Smith, RM, Burgess, RJ, Cheinthaorn, O and Stuttard, JR (1999) Superheated water: a new look at chromatographic eleunts for reversed-phase liquid chromatography. LCGC Europe, January 1999, 30-36. Used with permission.*



### Analysis of ciprofloxacin and ciprofloxacin metabolites

**Column:** PLRP-S 100Å  
PL1111-3500  
4.6 x 150 mm, 5 µm

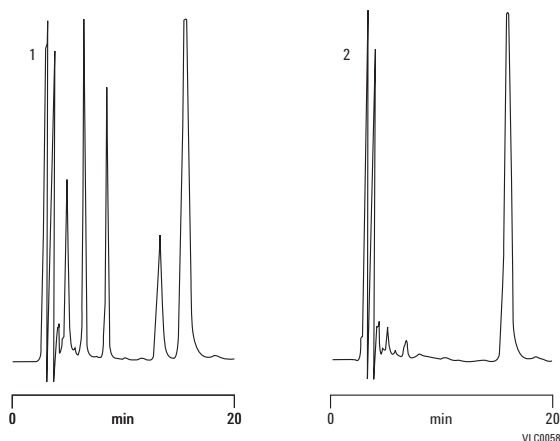
Mobile Phase: 74% 20 mM TCA:22%  
ACN:4% MeOH adjusted to pH 3

Flow Rate: 1.0 mL/min

Detector: UV, 277 nm

*Krol GJ, Noe, AJ and Beerman, D (1986) Liquid chromatographic analysis of ciprofloxacin and ciprofloxacin metabolites in body fluids. Journal of Liquid Chromatography, 9(13), 2897-2919. Reprinted with permission of the publisher (Taylor & Francis Group, www.informaworld.com).*

1. Blank urine sample containing known concentrations of internal standard, ciprofloxacin and its metabolites
2. Blank urine sample containing only internal standard



For a comprehensive listing of chromatograms searchable by compound name, visit our online Chromatogram Library at [www.agilent.com/chem/library](http://www.agilent.com/chem/library)

# Product Index

## Agilent Supplies

Autosamplers	
Injection Valves .....	61
Kits .....	66-67
Loop Capillaries .....	64
Maintenance Schedule .....	61
Metering Device .....	64
Needles and Needle Seats .....	62-63
Trays .....	65
Bio-inert Quaternary	
Autosampler .....	101-102
Column Compartment .....	102
Detectors .....	102
Fittings .....	102
Pumps .....	101
Valves .....	102
Capillaries	
1200 and 1100 Prep LC Systems .....	26
1220/1120 Infinity Series LC Systems .....	33
1260 Bio-inert LC System .....	30
1260/1200/1100 Infinity Series LC Systems .....	23
1290 Infinity Series LC Systems .....	24
1290 Valve Head .....	25-27
Loop .....	32
Miscellaneous .....	27-29
PEEK Coated Fused Silica Capillaries – 100 µL/min Flow .....	32
PEEK Coated Fused Silica Capillaries – 20 µL/min Flow .....	31
PEEK Coated Fused Silica Capillaries for Nano LC .....	31
Chip LC .....	100
Detectors	
80 nL and 500 nL Flow Cell .....	95-96
Diode Array Detector (DAD)/ Multiple Wavelength Detector (MWD) .....	93
Evaporative Light Scattering Detector (ELSD) .....	98
Fluorescence Detector (FLD) .....	99
Lamps .....	90
Maintenance .....	89
Maintenance Kits .....	97
Preparative Flow Cells .....	96
Refractive Index Detector (RID) .....	98
Variable Wavelength Detector (VWD) .....	91-92
Fittings and Unions	
Capillary and Fittings Kits .....	36-39
Fittings .....	40-41
How to Align Connection Properly .....	45
How to Prepare Connection .....	44
How to Tighten Correctly .....	43
Fraction Collectors	
Capillary Kits and Needles .....	70
Collecting Tubes and Trays .....	69
G1364D Micro Fraction Collector .....	71
Maintenance Schedule .....	68
Well Plate Trays .....	69
In-Line Filters .....	12
LC/MS	
Chemicals .....	107
Cleaning Supplies .....	108
Foreline Pump .....	107

Gas Purifiers .....	108
Instrument Supplies .....	105-106
Maintenance Schedule .....	103
Preventive Maintenance Kit .....	104
Quiet Cover .....	109
Standards	
Analyzer Kit .....	110
Calibrant Mixes .....	110
Kits .....	110
Tools .....	108
Loop Capillaries .....	32
Pumps	
1290 Infinity LC Pump Supplies .....	51
Frits and Adapters .....	54
Inlet Valves .....	49
Kits .....	59-60
Outlet Valves .....	49
Pistons and Seals .....	50
Purge Valves .....	48
Routine Maintenance .....	47
Safety Caps .....	55
Seal Wash .....	52
Solvent Filters .....	54
Solvent Reservoir .....	53
Vacuum Degassers .....	58
Rack for LC Systems .....	14
Solvent Filters/Degassers .....	13
Standards .....	15
Thermostatted Column Compartment Capillary Kits .....	83-88
Tools .....	11
Troubleshooting .....	546-549
Tubing	
Accessories .....	35
PEEK .....	34
Rigid Capillary Tubing .....	35
Unions .....	42
Valves	
Injection Valves .....	73
Maintenance Notes .....	72
Manual Injection Valves	
with Position Sensing Switches .....	76-77
Sample Loops .....	78-79
Switching Valves	
External Switching Valve .....	74
Internal Switching Valve .....	75
Syringes for Manual Injection	
Fitted Plungers .....	80
PTFE-Tipped Plungers .....	81
<hr/>	
<b>Applications</b>	
BioPharmaceutical .....	552
Chemical/Industrial .....	580
Environmental .....	583
Food and Consumer Products .....	594
Pharmaceutical .....	611

## CE and CE/MS

Alignment Interface .....	190
CE/MS Accessories	
Adapter Kit .....	194
Capillaries .....	195
Sprayer Kit .....	195
Capillaries	
Alignment Interface .....	190
Bulk Fused-Silica .....	181
CEP Coated .....	185
Capillary Cassette .....	190
Capillary Electrochromatography (CEC) .....	188-189
Cross-linked and Bonded µSIL .....	186-187
Extended Light Path	
(Bubble Cell) Bare Fused-Silica .....	179-180
Polyvinyl Alcohol (PVA) Coated .....	182-184
Standard Bare Fused-Silica .....	178
Universal Bare Fused-Silica .....	181
Capillary Cassette .....	190
High Sensitivity Detection Cell .....	191-192
Instrument Supplies .....	199
Solution Kits	
Cation .....	173
Forensics .....	175
Inorganic Anion .....	171-172
Organic Acids .....	174
µPAGE .....	176-177
Standards & Reagents	
CZE Buffers for Charged Analytes .....	196
CZE Buffers for Proteins .....	197
Capillary Conditioning Solutions .....	196
MEKC Buffers for Neutral and Charged Analytes .....	197
Plating Bath Analysis Buffer .....	197
Ultra Pure CE Water .....	196
µPAGE Buffer Solutions and Oligo Standards .....	197
System Start-up and Test Kits .....	198
Troubleshooting .....	201-203
Vial Rack .....	200
Vials and Caps .....	199
Window Etching Tool .....	200

## Columns for Biomolecule Separations

Affinity Chromatography	
Agilent Bio-Monolith Protein A .....	434-435
Multiple Affinity Removal System .....	438-440
Multiple Affinity Removal System Starter Kits .....	441
Protein Fractionation System .....	437
Proteomic Reagents .....	442
mRP-C18 High-Recovery Protein .....	442-443
Analysis Scale	
Capillary and Nano .....	452
MicroBore (1.0 mm id) .....	461
ZORBAX Bio-SCX Series II .....	458
Citations	
PL-SAX .....	487
PL-SCX .....	487
PLRP-S .....	486-487
Poroshell 300 .....	486
ZORBAX 300 .....	485

Column Selection	
Amino Acid Analysis.....	362
Broad Distribution.....	363
DNA and RNA Oligonucleotide.....	360
Natural and Synthetic Peptides.....	358
Peptide Mapping.....	356
Protein.....	353
Ion-Exchange Chromatography	
Agilent Bio IEX.....	402
Agilent Bio MAb.....	399
Agilent Bio-Monolith.....	412-413
PL-SAX Strong Anion-Exchange.....	406
PL-SCX Strong Cation-Exchange.....	410
Literature.....	477-484
Method Development	
Bio Ion-Exchange Column.....	447
High Sensitivity Capillary Column.....	451
Reversed-Phase LC/MS Column.....	446
SEC Column.....	449-450
ZORBAX Columns.....	444
Purification - Prep HPLC	
PL-SAX and PL-SCX.....	472-473
PLRP-S.....	467-468
Peptide Purification	
VariPure IPE.....	476
VariTide RPC.....	475
ZORBAX PrepHT.....	466
Reversed-Phase HPLC	
PLRP-S.....	387
Poroshell 120.....	385
Poroshell 300.....	380-381
ZORBAX 300Extend-C18.....	376
ZORBAX 300StableBond.....	367
ZORBAX Eclipse	
Amino Acid Analysis (AAA).....	394-395
ZORBAX RRHD 300-Diphenyl.....	374
Size Exclusion Chromatography (SEC)	
Agilent Bio SEC-3.....	418
Agilent Bio SEC-5.....	424
ProSEC 300S.....	428
ZORBAX GF-250 and GF-450.....	431

### Columns for Small Molecule Separations

Column Selection	
Column and Mobile Phase Guidelines.....	211-213
Method Development.....	220-221
Quick Guide to Reversed-Phase.....	207-209
Small Molecule Overview.....	218-219
Fast Columns for Reversed-Phase HPLC/UHPLC	
Fast Guards for UHPLC.....	246
Poroshell 120.....	228
ZORBAX Rapid Resolution	
High Definition (RRHD) 1.8 µm.....	233
ZORBAX Rapid Resolution	
High Throughput (RRHT) 1.8 µm.....	239
Guard Columns.....	223-224
Kits for Analytical HPLC	
ZORBAX Method Development Kits.....	284-285
ZORBAX Method Validation Kits.....	286-288
Oligo Solutions	
StratoSpheres DNA Cartridges.....	347
TOP Cartridges.....	348-349

Other HPLC Techniques	
Hi-Plex for Carbohydrate Analysis.....	340
ZORBAX HILIC Plus.....	324
ZORBAX Ion-Exchange.....	333
ZORBAX Normal-Phase.....	326-328
Preparative HPLC	
Bulk Materials.....	321
Load & Lock.....	322
Polaris Prep.....	321
Prep LC.....	311-312
Pursuit and Pursuit XRs Prep.....	319
ZORBAX PrepHT.....	314
Reversed-Phase HPLC	
HC-C18(2).....	304-305
PLRP-S.....	306
Polaris.....	298
Pursuit.....	287-288
TC-C18(2).....	304-305
ZORBAX 80Å Extend-C18.....	274
ZORBAX 80Å StableBond.....	264
ZORBAX Bonus-RP.....	278
ZORBAX Eclipse PAH.....	254
ZORBAX Eclipse Plus.....	248
ZORBAX Eclipse XDB.....	256
ZORBAX Original.....	283
ZORBAX Rx.....	272
USP Designations.....	343-346

### CrossLab Supplies

Autosampler Maintenance.....	119
Autosampler Syringes.....	116-118
CTC HPLC Autosamplers	
Autosampler Syringes.....	169
Capillaries and Tubing.....	130
Detector Lamps.....	113
Dionex HPLC Systems	
Autosampler Supplies.....	158
Autosampler Syringes.....	157
Buffer Loops.....	160
Capillaries.....	166-168
Detector Lamps.....	157
Fittings, Ferrules and Unions.....	168
In-Line Filters.....	168
Performance Maintenance Kits.....	161-165
Pump Maintenance Procedure.....	126
Pump Supplies.....	158-159
Sample Loops.....	160
Tubing.....	168
Valve Replacement Parts.....	159
Fittings.....	131
In-Line Filters.....	132
Performance Maintenance Kits.....	129
Pump Maintenance.....	124
Pump Supplies.....	122-123
Sealing Mats.....	115
Shimadzu HPLC Systems	
Autosampler Syringes.....	150
Capillaries.....	154
Detector Lamps.....	150
Fittings, Ferrules and Unions.....	155
In-Line Filters.....	156
Performance Maintenance Kits.....	154

Pump Maintenance Procedure.....	125
Pump Supplies.....	151-152
Sample Loops.....	153
Tubing.....	155
Valve Replacement Parts.....	152-153
Troubleshooting.....	133-136
Valve Supplies.....	127-128
Waters HPLC Systems	
Autosampler Syringes.....	137-138
Capillaries.....	148
Detector Lamps.....	137
Detector Supplies.....	142
Fittings, Ferrules and Unions.....	149
Performance Maintenance Kits.....	144-158
Pump Maintenance Procedure.....	124
Pump Supplies.....	139-142
Sample Loops.....	143
Valve Replacement Parts.....	142
Well Plates.....	115

### GPC/SEC Columns and Standards

Aqueous	
PL aquagel-OH Analytical.....	525
PL aquagel-OH Preparative.....	528
Column Accessories.....	529
Organic	
PLgel Individual Pore Size.....	505
PLgel MIXED.....	498-501
PLgel MIXED-LS.....	502
PLgel MiniMix.....	504
PLgel Preparative.....	506
Polymer Standards	
EasiCal.....	536
EasiVial.....	532
Polyacrylic Acid.....	545
Polyethylene Glycol/Oxide.....	541-542
Polymethylmethacrylate.....	539-540
Polysaccharides.....	543-544
Polystyrene.....	537-538
Setting Up a GPC/SEC System.....	491-495
Special Application	
EnviroPrep.....	507
MesoPore.....	520
OligoPore.....	521
PL HFIPgel.....	509
PL Rapide.....	510-511
PLgel Olexis.....	508
PlusPore.....	514-515
PolarGel.....	512
PolyPore.....	516
ResiPore.....	518

## Part Number Index

0100-0549.....	107	0101-1250.....	79	1535-4045.....	74-75, 77	443905-902.....	313
0100-0900.....	42	0101-1251.....	79	1535-4046.....	77	443910-901.....	313
0100-0969.....	105	0101-1252.....	79	1535-4860.....	79	443910-902.....	313
0100-1259.....	41	0101-1253.....	77	1535-4970.....	104, 107	446905-101.....	313
0100-1516.....	40, 92, 96, 99, 106	0101-1254.....	77	1535-5045.....	77	446905-102.....	313
0100-1543.....	195	0101-1255.....	77	1535-5082.....	77	446905-301.....	313
0100-1597.....	107	0101-1258.....	75	160-2644-5.....	181	446905-302.....	313
0100-1631.....	40	0101-1267.....	61, 73	160-2650-5.....	181	446905-901.....	313
0100-1710.....	11, 58	0101-1268.....	61, 73	160-2660-5.....	181	446905-902.....	313
0100-1847.....	42	0101-1288.....	74-75	190-0131.....	181	446910-102.....	313
0100-1849.....	61, 73	0101-1360.....	75	190-0231.....	181	449905-101.....	313
0100-1850.....	75, 77	0101-1362.....	75	190-0331.....	181	449905-102.....	313
0100-1851.....	61, 73-75, 77, 101-102	0101-1385.....	61, 73	190-0431.....	181	449905-301.....	313
0100-1852.....	75	0101-1409.....	74-75, 77, 102	191-1311.....	177	449905-302.....	313
0100-1853.....	61, 73	0101-1415.....	74-75	191-3211.....	177	449905-501.....	313
0100-1854.....	75, 108	0101-1416.....	61, 73, 101	191-5211.....	177	449905-502.....	313
0100-1855.....	75, 104, 108	0101-1417.....	74-75, 77	192-1311.....	176	449905-901.....	313
0100-1859.....	77	0101-1421.....	74-75	192-3211.....	176	449905-902.....	313
0100-1860.....	77	0101-1422.....	61, 73	192-5211.....	176	449910-902.....	313
0100-1921.....	79	0101-2415.....	61, 73	194-8111.....	186	5001-3702.....	82
0100-1922.....	79	01018-22707.....	48	196-7203.....	186	5001-3726.....	14
0100-1923.....	79	01018-23702.....	11	197-7202.....	186	5001-3743.....	52
0100-1924.....	79	01018-60025.....	54	199-2602.....	186	5021-1816.....	28
0100-2051.....	104, 108	01018-68722.....	59	204310.....	442	5021-1817.....	28
0100-2086.....	41	01048-87302.....	28	2140-0585.....	199	5021-1818.....	28
0100-2087.....	75	01078-87302.....	32, 64	2140-0590.....	90	5021-1819.....	28-29
0100-2088.....	61, 73	01078-87305.....	28	2140-0600.....	99	5021-1820.....	27
0100-2089.....	75	01080-68702.....	15	2140-0813.....	90	5021-1821.....	27
0100-2175.....	40	01080-68704.....	15	2140-0820.....	90	5021-1822.....	27
0100-2231.....	61, 73	01080-83202.....	40	280959-904.....	12	5021-1823.....	27, 92
0100-2233.....	75	01090-27609.....	12	280959-907.....	12	5021-1845.....	262, 270
0100-2298.....	42	01090-68702.....	12	3150-0509.....	13	5021-1866.....	11
0100-2304.....	106	01090-68703.....	12	3150-0576.....	13	5022-2133.....	42
0100-2410.....	35	01090-87304.....	28	3150-0577.....	13	5022-2141.....	195
0100-2441.....	42	01090-87306.....	23, 33	3150-0619.....	199	5022-2144.....	42
0101-0376.....	79	01090-87610.....	23	3150-0944.....	54	5022-2145.....	42
0101-0377.....	79	01090-87611.....	23	3162-0178.....	106	5022-2146.....	95
0101-0378.....	79	01100-68700.....	11	3162-1056.....	107	5022-2155.....	58
0101-0379.....	79	05971-80103.....	106	3162-1057.....	107	5022-2159.....	27
0101-0620.....	77	05980-60051.....	108	400510.....	442	5022-2165.....	12
0101-0623.....	77	0890-1727.....	107	410910-101.....	313	5022-2166.....	12
0101-0921.....	61, 73	0890-1761.....	34	410910-102.....	313	5022-2175.....	64
0101-1050.....	61, 73	0890-1762.....	34	410910-301.....	313	5022-2184.....	42, 95
0101-1219.....	79	0890-1763.....	34, 102	410910-302.....	313	5022-2185.....	12
0101-1226.....	79	0890-1915.....	34, 106	410910-501.....	313	5022-2188.....	51
0101-1227.....	79	0905-1163.....	199	410910-502.....	313	5022-2192.....	48, 54
0101-1228.....	79	0905-1175.....	52	413910-101.....	313	5022-6503.....	82
0101-1229.....	79	0905-1192.....	48	413910-102.....	313	5022-6509.....	29
0101-1230.....	79	0905-1294.....	64	413910-301.....	313	5022-6510.....	29
0101-1231.....	77	0905-1420.....	51	413910-302.....	313	5022-6531.....	69
0101-1232.....	77	0905-1516.....	54	413910-501.....	313	5022-6532.....	69
0101-1233.....	77	0905-1599.....	64	413910-502.....	313	5022-6533.....	69
0101-1234.....	79	0905-1717.....	64	419910-301.....	313	5022-6534.....	69
0101-1235.....	79	0905-1718.....	52	419910-302.....	313	5022-6536.....	41
0101-1236.....	79	0905-1719.....	51	419910-501.....	313	5022-6538.....	65, 69
0101-1237.....	79	0905-1731.....	101	419910-502.....	313	5022-6539.....	65, 69
0101-1238.....	79	12102300.....	349	420212-901.....	313	5022-6541.....	71
0101-1239.....	79	12102301.....	349	420212-902.....	313	5022-6542.....	71
0101-1240.....	79	126-1012.....	187	420420-901.....	313	5022-6543.....	71
0101-1241.....	79	126-1013.....	187	420910-901.....	313	5022-6544.....	71
0101-1242.....	79	126-1713.....	187	420910-902.....	313	5022-6546.....	71
0101-1243.....	79	127-1012.....	187	440905-901.....	313	5023-0208.....	71
0101-1244.....	79	127-1712.....	187	440905-902.....	313	5023-0209.....	71
0101-1245.....	79	127-1713.....	187	440910-901.....	313	5023-0213.....	71
0101-1246.....	79	1400-0563.....	107	440910-902.....	313	5023-0214.....	71
0101-1247.....	79	14251921.....	349	443905-101.....	313	5023-0215.....	71
0101-1248.....	79	1460-2571.....	104-105, 108	443905-102.....	313	5023-0238.....	71
0101-1249.....	79	1520-0401.....	195	443905-901.....	313	5023-0271.....	12



5023-0282.....	11	5061-3362.....	35	5064-8264.....	373, 460	5065-9978.....	34, 52
5023-1803.....	42	5062-2418.....	40	5064-8265.....	373, 460	5067-1540.....	41
5041-2168.....	54, 199	5062-2461.....	23	5064-8266.....	373, 460	5067-1547.....	41
5042-1385.....	69	5062-2462.....	23-24, 33-34, 99	5064-8267.....	373, 460	5067-1551.....	12
5042-1386.....	69	5062-2463.....	34, 99	5064-8268.....	373, 460	5067-1553.....	12
5042-1388.....	69	5062-2478.....	395	5064-8269.....	263	5067-1555.....	12
5042-1389.....	69	5062-2479.....	395	5064-8270.....	373, 460	5067-1557.....	41
5042-6454.....	69	5062-2483.....	34, 58	5064-8271.....	263	5067-1558.....	41
5042-6458.....	69	5062-2484.....	52	5064-8273.....	12	5067-1562.....	12
5042-6459.....	69	5062-2486.....	11	5064-8286.....	263	5067-1565.....	54
5042-6461.....	34	5062-8517.....	54, 199	5064-8287.....	263	5067-1581.....	77
5042-6462.....	34	5062-8522.....	23, 92	5064-8288.....	263	5067-1582.....	100
5042-6463.....	34	5062-8524.....	172, 175	5064-8291.....	263	5067-1584.....	100
5042-6470.....	69	5062-8529.....	192	5064-8293.....	64	5067-1585.....	100
5042-6476.....	15	5062-8534.....	58	5064-8294.....	373, 460	5067-1595.....	84
5042-6478.....	199	5062-8535.....	23, 33, 92	5064-8295.....	373, 460	5067-1596.....	85
5042-6491.....	199	5062-8541.....	40	5064-8296.....	263	5067-1597.....	85
5042-6500.....	40	5062-8544.....	199	5064-8297.....	263	5067-4104.....	77
5042-8502.....	69	5062-8562.....	49	5064-8298.....	263	5067-4105.....	77
5042-8507.....	52	5062-8571.....	196	5064-8300.....	373, 460	5067-4107.....	75
5042-8517.....	42, 71	5062-8572.....	196	5065-4402.....	69	5067-4108.....	75
5042-8518.....	42, 71	5062-8573.....	196	5065-4410.....	41	5067-4111.....	75
5042-8519.....	42, 71	5062-8574.....	197	5065-4420.....	15	5067-4112.....	75
5042-8922.....	58	5062-8575.....	172, 196	5065-4421.....	53	5067-4113.....	75
5042-8954.....	52	5062-8576.....	172, 174, 196	5065-4422.....	41, 95	5067-4114.....	61, 73
5042-8957.....	41	5062-8577.....	196	5065-4423.....	41	5067-4117.....	74-75
5042-9954.....	11	5062-8578.....	172-175, 196	5065-4426.....	40	5067-4118.....	74-75
5042-9967.....	11	5062-8587.....	64	5065-4427.....	460	5067-4121.....	75
5043-0221.....	56	5062-8588.....	82	5065-4454.....	40	5067-4124.....	51
5043-0222.....	56	5063-6502.....	77	5065-4459.....	373, 460	5067-4131.....	74, 101
5043-0223.....	56	5063-6506.....	63	5065-4460.....	373, 460	5067-4132.....	74-75
5043-0224.....	56	5063-6510.....	174	5065-4461.....	373, 460	5067-4134.....	74-75
5043-0225.....	56	5063-6511.....	172	5065-4462.....	373, 460	5067-4137.....	75
5043-0226.....	56	5063-6512.....	188	5065-4463.....	373, 460	5067-4141.....	77
5043-0227.....	56	5063-6513.....	188	5065-4464.....	379, 460	5067-4142.....	74-75
5043-0228.....	57	5063-6514.....	198	5065-4465.....	379, 460	5067-4144.....	74-75
5043-0229.....	57	5063-6515.....	198	5065-4466.....	379, 460	5067-4146.....	74-75
5043-0230.....	57	5063-6520.....	198	5065-4467.....	379, 460	5067-4148.....	74-75
5043-0231.....	57	5063-6526.....	82	5065-4468.....	384, 460	5067-4158.....	77
5043-0232.....	56-57	5063-6531.....	53	5065-4498.....	66	5067-4159.....	74-75, 102
5043-0233.....	57	5063-6535.....	188	5065-4499.....	60	5067-4170.....	75
5043-0234.....	56	5063-6536.....	188	5065-4500.....	12	5067-4174.....	48
5043-0235.....	57	5063-6540.....	188	5065-9901.....	12	5067-4202.....	77
5043-0236.....	57	5063-6541.....	188	5065-9908.....	110	5067-4601.....	83-85
5043-0237.....	57	5063-6544.....	188	5065-9910.....	373, 460	5067-4607.....	29
5043-0238.....	57	5063-6586.....	50, 64	5065-9911.....	373, 460	5067-4608.....	28-29
5043-0239.....	57	5063-6589.....	51, 64	5065-9912.....	458, 460	5067-4609.....	29
5043-0242.....	56	5063-6591.....	40	5065-9913.....	373, 460	5067-4633.....	37
5043-0243.....	56	5063-6592.....	95	5065-9914.....	373, 460	5067-4638.....	12
5043-0255.....	57	5063-6593.....	41, 95	5065-9915.....	373, 460	5067-4646.....	38, 84, 86
5043-0272.....	56	5063-6597.....	15, 99	5065-9922.....	60	5067-4647.....	25
5043-0300.....	56	5063-6598.....	58	5065-9923.....	373, 460	5067-4648.....	28
5043-0828.....	56	5063-6599.....	58	5065-9924.....	373, 460	5067-4649.....	25
5043-0829.....	56	5064-8203.....	173	5065-9926.....	29	5067-4650.....	25
5043-0830.....	56	5064-8205.....	173	5065-9927.....	29	5067-4651.....	25
5043-0831.....	56	5064-8206.....	173	5065-9931.....	28	5067-4653.....	26
5043-0832.....	56	5064-8208.....	175	5065-9932.....	28	5067-4657.....	24
5061-3303.....	40, 99	5064-8209.....	175	5065-9933.....	28-29	5067-4658.....	24
5061-3304.....	39	5064-8211.....	11	5065-9935.....	27	5067-4659.....	24
5061-3315.....	39	5064-8220.....	15	5065-9937.....	36	5067-4660.....	24
5061-3327.....	99	5064-8236.....	197	5065-9938.....	36	5067-4661.....	51
5061-3328.....	99	5064-8253.....	271	5065-9939.....	37	5067-4662.....	67
5061-3329.....	99	5064-8254.....	271	5065-9942.....	458, 460	5067-4669.....	24
5061-3330.....	395	5064-8255.....	271	5065-9947.....	37, 82	5067-4670.....	24
5061-3331.....	395	5064-8256.....	271	5065-9948.....	35, 41	5067-4678.....	50
5061-3332.....	395	5064-8257.....	271	5065-9950.....	35, 41	5067-4682.....	38, 86
5061-3333.....	395	5064-8258.....	271, 460	5065-9952.....	52	5067-4684.....	25
5061-3334.....	395	5064-8259.....	373, 460	5065-9963.....	28	5067-4685.....	28
5061-3335.....	395	5064-8260.....	271	5065-9964.....	27	5067-4686.....	25
5061-3337.....	395	5064-8261.....	271	5065-9967.....	40	5067-4687.....	25
5061-3339.....	395	5064-8262.....	271	5065-9971.....	34, 42	5067-4688.....	28
5061-3361.....	35	5064-8263.....	373, 460	5065-9976.....	34	5067-4689.....	26

## PART NUMBER INDEX

5067-4695.....	50, 64, 101-102	5069-3637.....	412	5188-6557.....	439	5190-2433.....	405
5067-4697.....	51	5069-3639.....	435	5188-6558.....	439	5190-2434.....	405
5067-4699.....	59	5080-5400.....	108	5188-6559.....	439	5190-2435.....	405
5067-4703.....	32, 64	5133001.....	349	5188-6560.....	439	5190-2436.....	405
5067-4710.....	32, 64	5133005.....	349	5188-6562.....	439	5190-2439.....	405
5067-4716.....	51	5180-4108.....	40, 99	5188-8283.....	441	5190-2440.....	405
5067-4717.....	51	5180-4114.....	40, 99	5188-8825.....	439	5190-2441.....	405
5067-4728.....	48-49	5181-1507.....	199	5188-8826.....	439	5190-2442.....	405
5067-4729.....	39, 87	5181-1512.....	199	5190-0443.....	110	5190-2443.....	405
5067-4730.....	87	5181-1513.....	199	5190-0469.....	110	5190-2444.....	405
5067-4733.....	40	5181-1541.....	71	5190-0488.....	15	5190-2445.....	405
5067-4735.....	25	5181-8836.....	200	5190-0551.....	110	5190-2446.....	405
5067-4737.....	28	5182-0567.....	199	5190-0554.....	110	5190-2447.....	405
5067-4738.....	40	5182-1530.....	90	5190-0555.....	110	5190-2448.....	405
5067-4739.....	40	5182-9697.....	199	5190-0556.....	110	5190-2451.....	405
5067-4741.....	42, 102	5182-9710.....	106	5190-0917.....	90, 199	5190-2452.....	405
5067-4744.....	25	5183-2021.....	285	5190-0924.....	11	5190-2453.....	405
5067-4745.....	25	5183-2022.....	285	5190-1401.....	108	5190-2454.....	405
5067-4746.....	26	5183-4619.....	199	5190-1431.....	284	5190-2455.....	405
5067-4767.....	88	5183-4623.....	199	5190-1432.....	284	5190-2456.....	405
5067-4769.....	88	5183-4624.....	285	5190-1433.....	284	5190-2459.....	405
5067-4777.....	29	5183-4625.....	285	5190-1434.....	284	5190-2460.....	405
5067-4778.....	29	5183-4626.....	285	5190-1435.....	284	5190-2461.....	405
5067-4779.....	29	5183-4627.....	285	5190-1436.....	284	5190-2462.....	405
5067-4780.....	29	5183-4669.....	200	5190-1443.....	104	5190-2463.....	405
5067-4781.....	29	5183-4670.....	200	5190-1480.....	80	5190-2464.....	405
5067-4782.....	29	5185-5807.....	285	5190-1484.....	80	5190-2465.....	405
5067-4798.....	58	5185-5808.....	285	5190-1485.....	80	5190-2466.....	405
5067-4800.....	87	5185-5809.....	285	5190-1486.....	80-81	5190-2467.....	405
5067-5103.....	38, 88	5185-5810.....	285	5190-1492.....	81	5190-2468.....	405
5067-5104.....	25	5185-5920.....	269, 372, 463	5190-1494.....	80	5190-2471.....	405
5067-5106.....	25	5185-5921.....	261	5190-1499.....	81	5190-2472.....	405
5067-5107.....	25	5185-5922.....	282	5190-1501.....	80	5190-2473.....	405
5067-5109.....	26	5185-5923.....	277	5190-1505.....	81	5190-2474.....	405
5067-5110.....	26	5185-5968.....	384, 463	5190-1508.....	80	5190-2475.....	405
5067-5111.....	26	5185-5984.....	439	5190-1512.....	81	5190-2476.....	405
5067-5112.....	26	5185-5985.....	439	5190-1515.....	80	5190-2479.....	405
5067-5113.....	26	5185-5986.....	441	5190-1520.....	81	5190-2480.....	405
5067-5120.....	28	5185-5987.....	441	5190-1522.....	80	5190-2481.....	405
5067-5189.....	39	5185-5988.....	441	5190-1526.....	81	5190-2482.....	405
5067-5378.....	58	5185-5990.....	441	5190-1558.....	81	5190-2483.....	405
5067-5380.....	58	5185-5991.....	441	5190-1560.....	81	5190-2484.....	405
5067-5383.....	58	5188-2743.....	13	5190-1561.....	81	5190-2485.....	405
5068-0001.....	75	5188-2744.....	13	5190-1562.....	81	5190-2486.....	405
5068-0002.....	75	5188-2745.....	13	5190-1564.....	81	5190-2487.....	405
5068-0004.....	48	5188-2746.....	13	5190-1571.....	81	5190-2488.....	405
5068-0005.....	48	5188-5217.....	439	5190-2401.....	401	5190-2491.....	405
5068-0006.....	74-75	5188-5218.....	439	5190-2402.....	401	5190-2492.....	405
5068-0007.....	61, 73	5188-5230.....	439	5190-2403.....	401	5190-2493.....	405
5068-0008.....	74-75	5188-5231.....	442	5190-2404.....	401	5190-2494.....	405
5068-0011.....	74-75	5188-5249.....	441	5190-2405.....	401	5190-2495.....	405
5068-0012.....	74-75	5188-5250.....	441	5190-2406.....	401	5190-2496.....	405
5068-0040.....	74-75, 102	5188-5251.....	441	5190-2407.....	401	5190-2499.....	405
5068-0041.....	74-75, 102	5188-5252.....	441	5190-2408.....	401	5190-2500.....	405
5068-0044.....	74-75	5188-5253.....	441	5190-2411.....	401	5190-2501.....	423
5068-0045.....	74-75, 102	5188-5254.....	441	5190-2412.....	401	5190-2502.....	423
5068-0052.....	77	5188-5289.....	439	5190-2413.....	401	5190-2503.....	423
5068-0053.....	77	5188-5321.....	69	5190-2414.....	401	5190-2504.....	423
5068-0060.....	74-75, 77, 101-102	5188-5322.....	69	5190-2415.....	401	5190-2505.....	423
5068-0067.....	74-75	5188-5332.....	439	5190-2416.....	401	5190-2506.....	423
5068-0076.....	74-75	5188-5333.....	439	5190-2419.....	401	5190-2507.....	423
5068-0077.....	74-75	5188-5334.....	439	5190-2420.....	401	5190-2508.....	423
5068-0082.....	77	5188-5336.....	439	5190-2421.....	405	5190-2509.....	423
5068-0093.....	74-75	5188-5341.....	439	5190-2422.....	405	5190-2510.....	423
5068-0095.....	74-75	5188-6408.....	439	5190-2423.....	405	5190-2511.....	423
5068-0097.....	74-75	5188-6409.....	439	5190-2424.....	405	5190-2512.....	423
5068-0115.....	75	5188-6410.....	439	5190-2425.....	405	5190-2513.....	423
5068-0116.....	75	5188-6411.....	439	5190-2426.....	405	5190-2514.....	423
5068-0122.....	48	5188-6510.....	442	5190-2427.....	405	5190-2515.....	423
5068-0123.....	48	5188-6511.....	442	5190-2428.....	405	5190-2516.....	427
5069-3635.....	412	5188-6523.....	110	5190-2431.....	405	5190-2517.....	427
5069-3636.....	412	5188-6529.....	15	5190-2432.....	405	5190-2518.....	427

5190-2519	427	687975-302	229	726975-302	243, 277	8001-0405	150
5190-2520	427	687975-902	229	726975-902	243, 276	8001-0406	150
5190-2521	427	689775-902	229	727700-902	243, 277	8001-0501	151
5190-2522	427	689775-906	229	727975-302	243, 277	8001-0502	151
5190-2523	427	689775-914	229	727975-902	243, 276	8001-0503	151
5190-2524	427	689975-302	229	728700-902	243, 277	8001-0504	151
5190-2525	427	689975-306	229	728975-302	243, 277	8001-0506	152
5190-2526	427	689975-314	229	728975-902	243, 276	8001-0509	154
5190-2527	427	689975-902	229	735700-902	277	8001-0510	152
5190-2528	427	689975-906	229	735953-902	276	8001-0511	152
5190-2529	427	689975-914	229	735954-302	276	8001-0512	152
5190-2530	427	691775-902	229	746450-902	276	8001-0513	152
5190-2531	427	691775-906	229	75400001	349	8001-0514	151
5190-2532	427	691975-302	229	75700001	349	8001-0515	151
5190-2533	427	691975-306	229	7571901C	349	8001-0516	152
5190-2534	427	691975-902	229	75719025	349	8001-0517	154
5190-2535	427	691975-906	229	75719050	349	8001-0519	152
5190-2536	427	693768-901	229	7572915B	349	8001-0520	152
5190-2537	427	693775-901	325	7572915C	349	8001-0521	152
5190-2538	427	693775-902	229, 386	7573915B	349	8001-0522	151
5190-2539	427	693775-906	229	7573915C	349	8001-0527	152
5190-2540	427	693775-912	229	757700-302	238, 277	8001-0528	152
5190-2541	427	693968-301	229	757700-902	238, 277	8001-0529	152
5190-2542	427	693968-901	229	758700-302	238, 277	8001-0530	152
5190-2543	427	693975-301	325	758700-902	238, 277	8001-0531	152
5190-2544	427	693975-302	229, 386	759700-302	238	8001-0532	152
5190-2545	427	693975-306	229	759700-902	238, 277	8001-0533	151
520518-904	305	693975-312	229	760450-902	277	8001-0534	151
520518-905	305	693975-901	325	761600-902	277	8001-0535	152
588905-902	305	693975-902	229, 386	761753-902	277	8001-0601	153
588915-902	305	693975-906	229	761775-902	379	8001-0603	153
588925-902	305	693975-912	229	761973-902	379	8001-0604	153
588935-902	305	695768-901	229	763600-902	277	8001-0607	153
590-3003	200	695775-901	325	763750-902	379	8001-0608	153
590-4000	177, 197	695775-902	229, 386	763953-902	276	8001-0609	153
590-4001	177, 197	695775-906	229	763954-302	276	8001-0610	154
590-4005	177, 197	695775-912	229	763973-902	379	8001-0612	153
59980-20134	107	695968-301	229	764953-302	276	8001-0613	153
59987-20033	107	695968-901	229	764953-902	276	8001-0614	153
59987-20040	105	695975-302	229, 386	765600-902	277	8001-0615	152
6040-0798	107	695975-306	229	765750-902	379	8001-0701	150
6040-0834	104, 107	695975-312	229	765973-902	379	8001-0702	150
660750-902	210, 384	695975-901	325	766953-902	276	8001-0703	150
660750-906	384	695975-902	210, 229, 386	770050-902	277, 318	8001-0704	150
660750-909	384	695975-906	229	770100-902	277, 318	8001-0705	150
661750-902	384, 463	695975-912	229	770150-902	277, 318	8001-0801	153
661750-906	384, 463	697775-902	229	770450-302	276	8001-0802	153
661750-909	384, 463	697775-906	229	770450-902	276	8001-0803	155
670750-902	384	697975-302	229	770995-902	379	8001-0805	155
671750-902	384, 463	697975-306	229	773450-302	276	8001-0806	155
681775-902	229	697975-902	210, 229	773450-902	276	8001-0807	155
681975-302	229	697975-906	229	773700-902	277	8001-0808	156
681975-902	229	699768-901	229	773995-902	379	8001-0809	153
683775-902	229, 386	699775-901	325	79835-87638	29	8001-0810	154
683775-906	229	699775-902	229	79841-87610	27	8001-0812	153
683775-914	229	699775-906	229	7995108-344	262	8001-0813	155
683975-302	229, 386	699775-912	229	7995108-585	262	8001-0814	153
683975-306	229	699968-301	229	7995108-595	262	8001-0816	155
683975-314	229	699968-901	229	7995118-344	262	8001-0817	155
683975-902	229, 386	699975-301	325	7995118-504	262, 270	8001-0818	154
683975-906	229	699975-302	229	7995118-585	262	8001-0819	155
683975-914	229	699975-306	229	7995118-595	262	8001-0821	154
685775-902	229, 386	699975-312	229	7995208-344	270	8001-0822	154
685775-906	229	699975-901	325	7995208-585	270	8001-0823	155
685775-914	229	699975-902	229	7995208-595	270	8001-0824	155
685975-302	229, 386	699975-906	229	7995218-344	270	8001-8020	154
685975-306	229	699975-912	229	7995218-585	270-271	8002-0401	157
685975-314	229	722975-902	245	7995218-595	270	8002-0402	157
685975-902	229, 386	724700-902	243, 277	7995230-344	262	8002-0403	157
685975-906	229	724975-302	243, 277	8001-0401	150	8002-0404	157
685975-914	229	724975-902	243, 276	8001-0402	150	8002-0405	157
687775-902	229	726700-902	243, 277	8001-0403	150	8002-0406	157

# PART NUMBER INDEX

8002-0407	157	8002-0917	161	8005-0911	145	820950-908	330
8002-0408	157	8002-0918	162	8005-0912	145	820950-911	433
8002-0412	157	8002-0919	162	8005-0913	144	820950-912	283
8002-0413	157	8002-0921	168	8005-0914	146	820950-913	273
8002-0414	157	8002-0923	164	8005-0915	144	820950-914	273
8002-0415	157	8002-0924	164	8005-0916	144	820950-915	269
8002-0501	158	8005-0414	138	8005-0925	145	820950-916	269
8002-0502	158	8005-0416	138	8005-0926	145	820950-917	269
8002-0515	158	8005-0417	138	8005-0927	146	820950-918	372
8002-0516	159	8005-0418	138	8005-0928	144	820950-919	329
8002-0517	159	8005-0419	138	8005-0929	145	820950-920	269
8002-0601	158	8005-0420	138	8005-0930	144	820950-921	372
8002-0602	159	8005-0422	138	8010-0440	169	820950-922	269
8002-0603	159	8005-0423	138	8010-0441	137, 169	820950-923	372
8002-0604	159	8005-0508	141	8010-0442	137, 169	820950-924	283, 372
8002-0605	159	8005-0512	142	8010-0443	137, 169	820950-925	261
8002-0607	159	8005-0513	141	8010-0444	137, 169	820950-926	261
8002-0608	159	8005-0514	139	8010-0445	137, 169	820950-927	261
8002-0610	165	8005-0515	140	8010-0446	137, 169	820950-928	282
8002-0611	165	8005-0516	140	8010-0448	137, 169	820950-930	277
8002-0701	157	8005-0523	140	8010-0449	169	820950-931	394
8002-0702	157	8005-0524	141	8010-0450	137, 169	820950-932	379
8002-0703	157	8005-0525	141	8010-0455	137, 169	820950-933	269
8002-0704	157	8005-0526	141	8010-0456	137, 169	820950-935	261, 329
8002-0705	157	8005-0527	140	8010-0457	137, 169	820950-936	253
8002-0706	157	8005-0528	142, 145	8010-0458	137, 169	820950-937	253
8002-0802	168	8005-0529	140	8010-0459	137, 169	820950-938	253
8002-0803	168	8005-0530	140	8010-0460	137, 169	820950-939	253, 255
8002-0805	168	8005-0531	140	8010-0467	137, 169	820999-901	225, 253, 255, 261, 269, 273, 277, 282-283, 305, 329-330, 334, 372, 379, 384, 394, 433
8002-0806	168	8005-0532	142	8010-0468	137, 169		
8002-0808	158	8005-0533	140	820212-911	433		
8002-0809	158	8005-0535	139	820212-914	273, 318		
8002-0810	158	8005-0536	139	820212-915	269, 273, 317		
8002-0811	160	8005-0537	141	820212-918	317, 373, 466		
8002-0815	167	8005-0538	139	820212-919	318, 329		
8002-0816	167	8005-0539	140	820212-920	269, 317		
8002-0817	167	8005-0540	140	820212-921	317, 373, 466		
8002-0818	166	8005-0541	139	820212-924	317, 373, 466		
8002-0819	166	8005-0601	142	820212-925	261, 318		
8002-0820	166	8005-0602	142	820212-926	261, 318		
8002-0821	166	8005-0603	142	820212-928	282, 318		
8002-0822	166	8005-0604	142	820212-930	277, 318		
8002-0823	166	8005-0605	142	820212-933	269, 317		
8002-0824	166	8005-0702	137	820385-901	318		
8002-0825	166	8005-0704	137	820400-901	261, 269, 273, 277, 282-283, 313, 317-318, 329-330, 373, 433, 466		
8002-0826	166	8005-0705	137				
8002-0831	166	8005-0812	148	820444-901	261, 269, 273, 277, 282, 313, 317-318, 329-330, 373, 433, 466		
8002-0832	166	8005-0822	148				
8002-0833	166	8005-0823	148				
8002-0834	166	8005-0824	148				
8002-0835	167	8005-0825	148				
8002-0837	166	8005-0826	148	820555-901	245, 263, 270		
8002-0856	160	8005-0835	148-149	820675-111	330, 433		
8002-0857	160	8005-0836	149	820675-112	261		
8002-0858	160	8005-0837	149	820675-115	269, 273, 283		
8002-0859	160	8005-0838	143, 149, 156	820675-119	329-330		
8002-0860	160	8005-0839	143	820675-124	269, 283, 372		
8002-0901	164	8005-0840	143	820700-902	244, 269		
8002-0902	164	8005-0841	143	820700-905	244, 269		
8002-0903	164	8005-0842	143	820700-906	244, 269		
8002-0904	163	8005-0843	143	820700-912	244, 269		
8002-0905	164	8005-0844	143	820750-901	243, 246, 252		
8002-0906	163	8005-0845	143	820750-902	244, 246, 267		
8002-0907	161	8005-0846	143	820750-903	243, 246, 260		
8002-0908	161	8005-0901	146	820750-904	244, 246, 267		
8002-0909	162	8005-0902	146	820750-911	229, 246		
8002-0910	162	8005-0903	146	820750-912	229, 246		
8002-0911	161	8005-0904	146	820750-913	229, 246		
8002-0912	162	8005-0905	147	820750-914	229, 246		
8002-0913	163	8005-0906	147	820950-901	330		
8002-0915	165	8005-0907	146	820950-902	283		
8002-0916	165	8005-0908	147	820950-905	283, 330		
				820950-906	283		

823750-911	229, 246	829975-302	244, 268	858700-314	238	863750-906	372
823750-912	229, 246	829975-305	244, 268	858700-902	238, 268	863953-902	267
823750-913	229, 246	829975-306	244, 268	858700-905	238, 268	863953-905	267
823750-914	229, 246	829975-312	244, 268	858700-906	238, 268	863953-906	267
823975-902	245, 270	829975-902	244, 267	858700-912	238, 268	863953-912	267
823975-932	245, 270	829975-905	244, 267	858700-914	238	863953-914	267
824700-902	244, 269	829975-906	244, 267	858750-902	372	863954-302	267
824700-905	244, 269	829975-912	244, 267	858750-906	372	863954-305	267
824700-906	244, 269	829975-914	244, 267	858750-909	372	863954-306	267
824700-912	244, 269	830668-901	244, 281	858750-944	372, 374-375	863954-312	267
824700-914	244, 269	830975-906	244, 267	858768-901	238, 281	863954-314	267
824975-302	244, 268	830990-902	268	859700-302	238, 268	863967-302	273
824975-305	244, 268	830990-906	268	859700-306	238, 268	863967-902	273
824975-306	244, 268	830990-914	268	859700-902	238, 268	863973-902	210, 372
824975-902	244, 267	831975-902	270	859700-905	238, 268	863973-905	372
824975-905	244, 267	831975-906	270	859700-906	238, 268	863973-906	372
824975-906	244, 267	831975-932	270	859700-912	238, 268	863973-909	372
824975-912	244, 267	831975-936	270	859700-914	238	863974-302	372
824975-914	244, 267	832975-902	267	859768-901	238, 281	863974-306	372
825700-902	245, 270	832975-906	267	860700-304	334	863974-309	372
825700-932	245, 270	833975-902	270	860700-704	334	864668-301	281
825975-902	245, 270	833975-906	270	860700-708	330	864668-901	281
825975-932	245, 270	833975-912	270	860950-902	372	865600-902	269
826700-902	244, 269	833975-932	270	860950-905	372	865600-906	269
826700-906	244, 269	833975-936	270	860950-906	372	865608-901	282
826975-302	244, 268	834975-902	267	860950-909	372	865630-902	372, 463
826975-306	244, 268	834975-906	267	860975-902	268	865630-906	372, 463
826975-902	244, 267	835668-901	281	860975-905	268	865750-902	372
826975-906	244, 267	835975-902	267	860975-906	268	865750-906	372
827668-301	244, 281	835975-905	267	860975-909	268	865973-902	210, 372
827668-901	244, 281	835975-906	267	860975-912	268	865973-905	372
827700-901	244, 329	835975-912	267	860975-914	268	865973-906	372
827700-902	244, 269	835975-914	267	861600-902	269	865973-909	372
827700-905	244, 269	840140-901	261, 269, 273, 283, 329-330, 372, 433	861600-906	269	8660-0827	108
827700-906	244, 269			861608-901	282	866668-901	281
827700-912	244, 269	840300-908	330	861630-902	372, 463	866735-902	268
827700-914	244, 269	843300-908	330	861700-901	282	866953-302	267
827768-901	244, 282	846952-704	334	861753-902	268	866953-902	267
827975-301	244, 329	846975-202	267	861753-905	268	866953-905	267
827975-302	244, 268	846975-902	267	861753-906	268	866953-906	267
827975-305	244, 268	846975-906	267	861753-912	268	866953-912	267
827975-306	244, 268	846975-914	267	861753-914	268	866953-914	267
827975-312	244, 268	8500-1867	107	861767-902	273	866967-902	273
827975-314	244, 268	8500-2236	107	861768-901	282	868050-901	282, 318
827975-901	244	8500-4410	195	861775-902	372	868100-901	282, 318
827975-902	244, 267, 329	8500-6762	15	861775-906	372	868150-901	282, 318
827975-905	244, 267	8500-6782	196	861953-902	267	870050-902	269, 317
827975-906	244, 267	8500-6785	174	861953-905	267	870050-906	269, 317
827975-912	244, 267	8500-6786	197	861953-906	267	870050-914	269, 317
827975-914	244, 267	8500-6787	197	861953-912	267	870100-902	269, 317
828668-301	244, 281	8500-6797	172	861953-914	267	870100-906	269, 317
828668-901	244, 281	8500-6900	174	861954-302	267	870100-914	269, 317
828700-901	244, 329	8500-6917	110	861954-305	267	870150-902	269, 317
828700-902	244, 269	857700-302	238, 268	861954-306	267	870150-906	269, 317
828700-905	244, 269	857700-305	238, 268	861954-309	267	870150-914	269, 317
828700-906	244, 269	857700-306	238, 268	861954-312	267	8710-0004	108
828700-912	244, 269	857700-312	238, 268	861954-314	267	8710-0510	99, 108
828700-914	244, 269	857700-314	238	861967-302	273	8710-0806	108
828768-901	244, 282	857700-902	238, 268	861967-902	273	8710-1534	95
828975-301	244, 329	857700-905	238, 268	861971-901	281	8710-1615	108
828975-302	244, 268	857700-906	238, 268	861973-306	372	8710-1622	108
828975-305	244, 268	857700-912	238, 268	861973-902	372	8710-1924	11, 48
828975-306	244, 268	857700-914	238	861973-906	372	8710-1930	11, 35, 58, 108
828975-309	268	857750-902	372	863600-902	269	8710-1931	11, 35
828975-312	244, 268	857750-906	372	863600-905	269	8710-2699	108
828975-314	244, 268	857750-909	372	863600-906	269	871700-902	268
828975-901	244, 329	857750-944	372, 375	863608-901	282	871700-906	268
828975-902	244, 267	857768-901	238, 281	863630-902	372, 463	871700-914	268
828975-905	244, 267	858700-302	238, 268	863630-906	372, 463	872700-902	268
828975-906	244, 267	858700-305	238, 268	863668-301	281	872700-906	268
828975-912	244, 267	858700-306	238, 268	863668-901	281	873700-902	270
828975-914	244, 267	858700-312	268	863700-901	282	873700-906	270

873700-932	270	880995-206	372	895150-909	317, 373, 466	933975-902	262
873700-936	270	880995-209	372	897150-102	317, 373, 466	933975-906	262
874700-902	268	880995-902	372	897150-106	317, 373, 466	933975-932	262
874700-906	268	880995-905	372	897150-109	317, 373, 466	933975-936	262
875700-902	270	880995-906	372	897250-102	317, 373, 466	934967-902	260
875700-906	270	880995-909	372	897250-105	317, 373, 466	934967-906	260
875700-932	270	881750-902	372	897250-106	317, 373, 466	935967-902	260
875700-936	270	883668-301	281	897250-109	317, 373, 466	935967-906	260
877150-102	269, 317	883668-901	281	921700-902	245, 263	935967-912	260
877150-106	269, 317	883700-704	334	921700-932	245, 263	946975-902	260
877150-114	269, 317	883700-714	334	921975-902	245, 263	946975-906	260
877250-101	318, 329	883700-901	329	921975-932	245, 263	959701-902	253
877250-102	269, 317	883700-902	273	922700-902	245, 262	959701-906	253
877250-105	269, 317	883700-905	268	922700-932	245, 262	959701-912	253
877250-106	269, 317	883700-906	268	922975-902	243, 245, 262	959701-918	253, 255
877250-112	269, 317	883700-909	268	922975-906	245, 262	959731-902	243, 253
877250-114	269, 317	883700-912	268	922975-932	245, 262	959731-906	243, 253
877952-101	317, 330	883700-922	268	922975-932	245, 262	959731-912	243, 253
877952-102	283, 317	883725-901	281	923700-902	245, 263	959733-902	253
877952-105	283, 317, 330	883750-902	372	923700-932	245, 263	959733-906	253
877952-106	283, 317	883750-905	372	923975-902	245, 262	959733-912	253
877952-108	317, 330	883750-906	372	923975-932	245, 262	959741-902	243, 253
877967-102	273, 318	883750-909	372	924700-902	243, 261	959741-906	243, 253
877974-901	433	883952-302	283	924700-906	243, 261	959741-912	243, 253
877974-910	433	883952-701	330	924975-302	243, 260	959741-918	243, 253, 255
878150-101	282, 318	883952-702	283	924975-306	243, 260	959743-901	325
878250-101	282, 318	883952-703	334	924975-902	243, 260	959743-902	253
880668-301	281	883952-703	334	924975-906	243, 260	959743-906	253
880668-901	281	883952-704	334	925700-902	245, 263	959743-912	253
880952-201	330	883952-705	330	925700-932	245, 263	959746-902	253
880952-202	283	883952-706	283	925975-902	245, 262	959746-906	253
880952-203	334	883952-708	330	925975-932	245, 262	959757-301	238, 325
880952-204	334	883952-710	283	926700-902	243, 261	959757-302	238, 252
880952-205	330	883952-712	283	926700-906	243, 261	959757-306	238, 252
880952-206	283	883952-714	334	926975-302	243, 260	959757-312	238
880952-208	330	883967-302	273	926975-306	243, 260	959757-901	238, 325
880952-302	283	883967-901	273	926975-902	243, 260	959757-902	210, 238, 253
880952-701	330	883967-902	273	926975-906	243, 260	959757-906	238, 253
880952-702	283	883975-202	267	927700-902	243, 261	959757-912	238
880952-703	334	883975-302	267	927700-906	243, 261	959758-301	238, 325
880952-704	334	883975-305	267	927975-302	243, 260	959758-302	238, 252
880952-705	330	883975-306	267	927975-306	243, 260	959758-306	238, 252
880952-706	283	883975-309	267	927975-902	243, 260	959758-312	238
880952-708	330	883975-312	267	927975-906	243, 260	959758-901	238, 325
880952-710	283	883975-314	267	928700-902	243, 261	959758-902	238, 253
880952-712	283	883975-901	329	928700-906	243, 261	959758-906	238, 253
880952-714	334	883975-902	267	928975-302	243, 260	959758-912	238
880967-201	267, 273	883975-905	267	928975-306	260	959759-302	238, 252
880967-202	273	883975-906	267	928975-902	243, 260	959759-306	238, 252
880967-302	273	883975-909	267	928975-906	260	959759-901	238, 325
880967-901	273	883975-912	267	9300-1747	199	959759-902	238, 253
880967-902	273	883975-914	267	9300-1748	199	959759-906	238, 253
880975-201	329	883995-902	210, 372	9301-0407	99	959759-912	238
880975-202	267	883995-905	372	9301-0656	53	959763-902	253
880975-205	267	883995-906	372	9301-0722	200	959763-906	253
880975-209	267	883995-909	372	9301-0895	13	959763-912	253
880975-212	267	884950-507	283	9301-0978	199	959764-902	243, 253
880975-302	267	884950-526	283	9301-1291	106	959764-906	243, 253
880975-305	267	884950-543	283	9301-1337	58	959764-912	243, 253
880975-306	267	884950-567	267	9301-1420	53	959764-918	243, 253, 255
880975-309	267	884950-577	281	9301-1421	53	959790-918	253, 255
880975-312	267	884973-701	433	9301-1446	99	959793-901	325
880975-314	267	884973-901	433	9301-1450	53	959793-902	253
880975-901	329	884973-902	433	9301-6341	53	959793-906	253
880975-902	267	884975-202	267	9301-6342	53	959793-912	253
880975-905	267	895050-902	317, 373, 466	930990-902	260	959793-918	253, 255
880975-906	267	895050-906	317, 373, 466	930990-906	260	959794-902	243
880975-909	267	895050-909	317, 373, 466	931975-902	262	959931-902	243, 252
880975-912	267	895100-902	317, 373, 466	931975-906	262	959931-906	243, 252
880975-914	267	895100-906	317, 373, 466	931975-932	262	959931-912	243, 252
880995-202	372	895100-909	317, 373, 466	931975-936	262	959931-918	243, 252, 255
880995-205	372	895150-902	317, 373, 466	932967-902	260	959933-902	252
		895150-906	317, 373, 466	932967-906	260		

959933-906	252	961967-905	260	993967-905	260, 329	A2001150X046	300
959933-912	252	961967-906	260	993967-906	260	A2001200X030	301
959936-902	252	963400-902	394	993967-912	260	A2001250C046	302
959936-906	252	963600-902	261	A2000020X020	301	A2001250X020	301
959936-912	252	963600-906	261	A2000030X020	301	A2001250X030	301
959941-302	243, 252	963954-302	260	A2000030X046	300	A2001250X046	300
959941-306	243, 252	963954-305	260	A2000050X020	301	A2001MG	303
959941-312	243, 252	963954-306	260	A2000050X030	301	A2001MG1	303
959941-902	243, 252	963954-312	260	A2000050X046	300	A2002250X046	300
959941-906	243, 252	963967-902	260	A2000100C020	302	A2002250X212	300, 321
959941-912	243, 252	963967-905	260	A2000100C030	302	A2002250X500	300
959941-918	243, 252, 255	963967-906	260	A2000100C046	302	A2002MG	303
959943-901	325	963967-912	260	A2000100R030	302	A2003020X020	301, 332
959943-902	252	965600-902	261	A2000100R046	302	A2003030X020	301, 332
959943-906	252	965600-906	261	A2000100T030	302	A2003050X020	301, 332
959943-912	252	966400-902	394	A2000100T046	302	A2003050X030	301, 332
959943-918	252, 255	966735-902	261	A2000100X020	301	A2003050X046	300, 332
959946-902	252	966954-302	260	A2000100X030	301	A2003050X212	300, 331
959946-906	252	966967-902	260	A2000100X046	300	A2003100X020	301, 332
959951-902	243, 252	966967-905	260	A2000100X212	300	A2003100X030	301, 332
959961-302	252	966967-906	260	A2000100X300	300	A2003100X046	300, 332
959961-306	252	966967-912	260	A2000125X040	301	A2003125X040	301, 332
959961-312	252	970050-902	261, 318	A2000150C046	302	A2003150X020	301, 332
959961-901	325	970050-906	261, 318	A2000150R030	302	A2003150X030	301, 332
959961-902	252	970100-902	261, 318	A2000150R046	302	A2003150X040	301, 332
959961-906	252	970100-906	261, 318	A2000150T030	302	A2003150X046	300, 331-332
959961-912	252	970150-902	261, 318	A2000150T046	302	A2003250X020	301, 332
959961-918	252, 255	970150-906	261, 318	A2000150X020	301	A2003250X030	301, 332
959963-302	252	971700-902	261	A2000150X030	301	A2003250X040	301, 332
959963-306	252	971700-906	261	A2000150X040	301	A2003250X046	300, 332
959963-312	252	972700-902	261	A2000150X046	300	A2003250X212	300, 321, 331
959963-902	210, 252	972700-906	261	A2000150X212	300	A2003MG	303, 332
959963-906	252	973700-902	262	A2000200X046	300	A2003MG2	303, 332
959963-912	252	973700-906	262	A2000250C030	302	A2004250X212	300, 321, 331
959963-918	252, 255	973700-932	262	A2000250C046	302	A2004250X500	300, 331
959964-302	243, 252	973700-936	262	A2000250R046	302	A2004MG	303, 332
959964-306	243, 252	974700-902	261	A2000250T046	302	A2004MG2	303, 332
959964-312	243, 252	974700-906	261	A2000250X020	301	A2005020X020	301, 332
959964-902	243, 252	975700-902	262	A2000250X030	301	A2005030X020	301, 332
959964-906	243, 252	975700-906	262	A2000250X040	301	A2005050X020	301, 332
959964-912	243, 252	975700-932	262	A2000250X046	300	A2005050X030	301, 332
959964-918	243, 252, 255	975700-936	262	A2000250X100	300, 321	A2005050X046	301, 332
959990-318	252, 255	977150-102	261, 318	A2000250X212	300, 321	A2005100X020	301, 332
959990-902	252	977150-106	261, 318	A2000MG	303	A2005100X030	301, 332
959990-906	252	977250-102	261, 318	A2000MG2	303	A2005100X046	300, 332
959990-912	252	977250-106	261, 318	A2001020X020	301	A2005150X020	301, 332
959990-918	252, 255	981757-302	238, 260	A2001030X020	301	A2005150X030	301, 332
959993-302	252	981757-902	238, 261	A2001030X030	301	A2005150X046	300, 332
959993-306	252	981758-302	238, 260	A2001030X046	301	A2005250X020	301, 332
959993-902	252	981758-902	238, 261	A2001050C020	302	A2005250X046	300, 301, 332
959993-906	252	981759-302	238, 260	A2001050R020	302	A2005MG	303, 332
959993-912	252	981759-902	238, 261	A2001050T020	302	A2005MG2	303, 332
959993-918	252, 255	990967-202	260	A2001050X020	301	A2006030X020	301
959994-902	243	990967-206	260	A2001050X030	301	A2006050X020	301
959996-902	252	990967-302	260	A2001050X046	301	A2006050X046	300
959996-906	252	990967-305	260	A2001075X046	300	A2006100X020	301
959996-912	252	990967-306	260	A2001100C020	302	A2006100X030	301
959996-918	252, 255	990967-312	260	A2001100R030	302	A2006100X046	300
960967-902	260	990967-902	260	A2001100R046	302	A2006150X020	301
960967-905	260	990967-905	260, 329	A2001100T030	302	A2006150X030	301
960967-906	260	990967-906	260	A2001100T046	302	A2006150X046	300
960967-912	260	990967-912	260	A2001100X020	301	A2006250X020	301
961400-302	394	993400-902	394	A2001100X030	301	A2006250X030	301
961600-902	261	993700-902	260	A2001100X046	300	A2006250X046	300
961600-906	261	993700-905	260, 329	A2001150C020	302	A2006250X100	300, 321
961753-902	261	993700-906	260	A2001150C046	302	A2006250X212	300
961753-905	261	993700-912	260	A2001150R020	302	A2006MG	303
961753-906	261	993967-302	260	A2001150R046	302	A2006MG2	303
961967-302	260	993967-305	260	A2001150T020	302	A2007030X020	301
961967-306	260	993967-306	260	A2001150T046	302	A2007030X030	300
961967-312	260	993967-312	260	A2001150X020	301	A2007050X020	301
961967-902	260	993967-902	260	A2001150X030	301	A2007050X030	301

# PART NUMBER INDEX

A2007050X046	301	A2014250X046	300, 332	A3000150T046	294	A3030250X046	291
A2007100X020	301	A2014MG	303, 332	A3000150X020	292	A3030250X100	291, 320
A2007100X030	301	A2014MG2	303, 332	A3000150X030	291	A3030MG	294
A2007100X046	300	A2020050X020	301	A3000150X039	291	A3030MG2	294
A2007150X020	301	A2020050X046	300	A3000150X046	291	A3031030X020	292
A2007150X030	301	A2020100X030	301	A3000150X100	291	A3031050R020	294
A2007150X046	300	A2020125X040	301	A3000150X212	292	A3031050T020	294
A2007250X020	301	A2020150X020	301	A3000250C020	293	A3031050X020	292
A2007250X030	301	A2020150X030	301	A3000250C030	293	A3031100C046	293
A2007250X046	300	A2020150X040	301	A3000250C046	293	A3031100X020	292
A2007MG	303	A2020150X046	300	A3000250X020	292	A3031100X046	291
A2007MG2	303	A2020250X020	301	A3000250X030	291	A3031150C046	293
A2008250X100	300	A2020250X030	301	A3000250X040	291	A3031150R046	294
A2008250X212	300	A2020250X040	301	A3000250X046	291	A3031150T046	294
A2008MG	303	A2020250X046	300	A3000250X100	291, 320	A3031150X020	292
A2010050X020	301	A2020250X100	300, 321	A3000250X212	292	A3031150X046	291
A2010100X030	301	A2020250X212	300	A3000300X039	291	A3031250C046	293
A2010100X046	300	A2020MG	303	A3000MG	294	A3031250X046	291
A2010125X040	301	A2020MG2	303	A3000MG1	294	A3031MG	294
A2010150X020	301	A2021050X020	301	A3000MG2	294	A3031MG2	294
A2010150X030	301	A2021050X030	301	A3001020X020	292	A3032100X046	291
A2010150X040	301	A2021050X046	301	A3001030X020	292	A3032150X046	291
A2010150X046	300	A2021050X100	300	A3001030X046	291	A3032250X046	291
A2010250X030	301	A2021075X020	301	A3001050C020	293	A3032250X100	291, 320
A2010250X040	301	A2021100X020	301	A3001050C046	293	A3032250X212	292, 320
A2010250X046	300	A2021150X020	301	A3001050R046	294	A3032250X500	292
A2010250X100	321	A2021150X030	301	A3001050T046	294	A3040030X020	292
A2010250X212	300, 321	A2021250X020	301	A3001050X020	292	A3040050X020	292
A2010MG	303	A2021250X046	300	A3001050X030	292	A3040050X046	291
A2010MG2	303	A2021MG	303	A3001050X046	291	A3040100X020	292
A2011030X030	301	A2021MG2	303	A3001100C020	293	A3040100X046	291
A2011050X020	301	A2030050X020	301	A3001100C030	293	A3040100X212	292
A2011075X046	300	A2030100X030	301	A3001100C046	293	A3040150X020	292
A2011100X046	300	A2030125X040	301	A3001100R030	294	A3040150X030	291
A2011150X020	301	A2030150X020	301	A3001100T030	294	A3040150X046	291
A2011150X046	300	A2030150X030	301	A3001100X020	292	A3040250X030	291
A2011250X020	301	A2030150X040	301	A3001100X030	291	A3040250X046	291
A2011MG	303	A2030150X046	300	A3001100X046	291	A3040250X100	320
A2011MG2	303	A2030250X020	301	A3001150C020	293	A3040MG	294
A2013020X020	301, 332	A2030250X030	301	A3001150C030	293	A3040MG1	294
A2013030X020	301, 332	A2030250X040	301	A3001150C046	293	A3040MG2	294
A2013050X020	301, 332	A2030250X046	300	A3001150R030	294	A3041020X020	292
A2013050X046	300, 332	A2030250X100	300, 321	A3001150T030	294	A3041030X020	292
A2013100X020	301, 332	A2030250X212	300, 321	A3001150X020	292	A3041050X020	292
A2013100X030	301, 332	A2030MG	303	A3001150X030	291	A3041050X030	292
A2013100X046	300, 332	A2031050X020	301	A3001150X046	291	A3041050X046	291
A2013125X040	301, 332	A2031050X030	301	A3001250X020	292	A3041100X020	292
A2013150X020	301, 332	A2031050X046	301	A3001250X030	291	A3041100X030	291
A2013150X030	301, 332	A2031100X020	301	A3001250X046	291	A3041100X046	291
A2013150X040	301, 332	A2031150X020	301	A3001MG	294	A3041150X020	292
A2013150X046	300, 332	A2031250X020	301	A3001MG2	294	A3041150X030	291
A2013250X020	301, 332	A2031250X046	300	A3002100X046	291	A3041150X046	291
A2013250X030	301, 332	A2031MG2	303	A3002150X046	291	A3041200X020	292
A2013250X040	301, 332	A3000020X020	292	A3002150X212	292	A3041250X020	292
A2013250X046	300, 332	A3000030X020	292	A3002250X046	291	A3041250X046	291
A2013250X100	300, 321, 331	A3000050X020	292	A3002250X100	291	A3041MG	294
A2013250X212	300, 321, 331	A3000050X046	291	A3002250X212	292	A3041MG1	294
A2013MG	303, 332	A3000100C020	293	A3002250X500	292	A3041MG2	294
A2013MG2	303, 332	A3000100C030	293	A3002300X039	291	A3050020X020	292
A2014020X020	301, 332	A3000100C046	293	A3002MG	294	A3050030X020	292
A2014030X020	301, 332	A3000100R030	294	A3002MG2	294	A3050050X020	292
A2014050X020	301, 332	A3000100T030	294	A3030050X020	292	A3050050X046	291
A2014050X030	301, 332	A3000100X020	292	A3030100C046	293	A3050100X020	292
A2014050X046	301, 332	A3000100X030	291	A3030100X020	292	A3050100X030	291
A2014100X020	301, 332	A3000100X046	291	A3030100X046	291	A3050100X046	291
A2014100X030	301, 332	A3000125X040	291	A3030150C020	293	A3050150X030	291
A2014100X046	300, 332	A3000150C020	293	A3030150C046	293	A3050150X046	291
A2014150X020	301, 332	A3000150C030	293	A3030150R046	294	A3050150X100	291
A2014150X030	301, 332	A3000150C046	293	A3030150T046	294	A3050150X212	292
A2014150X046	300, 332	A3000150R030	294	A3030150X020	292	A3050250X046	291
A2014250X020	301, 332	A3000150R046	294	A3030150X046	291	A3050250X100	291, 320
A2014250X030	301, 332	A3000150T030	294	A3030250C046	293	A3050250X212	292



A3050MG	294	A6004250X212	296, 320, 331	A7000100R030	294	G1313-27302	65
A3050MG2	294	A6004250X300	296, 320, 331	A7000100T030	294	G1313-43204	63
A3051020X020	292	A6004250X500	296, 320, 331	A7000150C046	293	G1313-43216	35
A3051030X020	292	A6004MG	297	A7000150R046	294	G1313-44510	65
A3051050X020	292	A6005050X020	296, 331	A7000150T046	294	G1313-44512	65
A3051050X030	292	A6005050X046	295, 331	A7000150X046	291	G1313-44513	65
A3051050X046	291	A6005100X046	295, 331	A7000250C046	293	G1313-60004	65
A3051100X020	292	A6006050X046	295, 331	A7000250R046	294	G1313-68709	66
A3051100X030	291	A6006100X021	296, 331	A7000250T046	294	G1313-68711	67
A3051100X046	291	A6006100X046	295, 331	A7000250X046	291	G1313-68719	66
A3051150X020	292	A6010050X020	296	A7000MG3	297	G1313-68730	66
A3051150X030	291	A6010100X020	296	A7001100C046	293	G1313-87102	62
A3051150X046	291	A6010100X030	295	A7001100R030	294	G1313-87201	62
A3051250X046	291	A6010100X046	295	A7001100R046	294	G1313-87202	62
A3051MG	294	A6010100X212	320	A7001100T030	294	G1313-87203	62
A3051MG2	294	A6010150X020	296	A7001100T046	294	G1313-87300	34
A6000030X020	296	A6010150X030	295	A7001100X020	292	G1313-87303	32, 64
A6000030X212	296	A6010150X040	295	A7001100X030	291	G1313-87304	23, 82
A6000050X020	296	A6010150X046	295	A7001100X046	291	G1313-87305	23, 33, 82
A6000050X046	295	A6010150X212	320	A7001150C046	293	G1314-60081	91-92
A6000050X100	295	A6010250X030	295	A7001150R046	294	G1314-60082	91-92
A6000050X212	296, 320	A6010250X040	295	A7001150T046	294	G1314-60083	91-92
A6000050X300	296	A6010250X046	295	A7001MG3	297	G1314-60086	91-92
A6000100X020	296	A6010250X300	320	A7501030X020	297	G1314-60087	91-92
A6000100X030	295	A6010MG	297	A7501050X020	297	G1314-60100	90
A6000100X046	295	A6010MG2	297	A7501100X020	297	G1314-60101	90
A6000100X212	296, 320	A6011050X020	296	A7501100X030	297	G1314-60182	91-92
A6000100X300	296, 320	A6011050X030	295	A7501150X020	297	G1314-60183	91-92
A6000150X020	296	A6011050X046	295	A7501150X030	297	G1314-60186	91-92
A6000150X030	295	A6011100X020	296	A7511030X020	297	G1314-60187	91-92
A6000150X040	295	A6011100X030	295	A7511050X020	297	G1314-65052	91, 97
A6000150X046	295	A6011100X046	295	A7511100X020	297	G1314-65054	91, 97
A6000150X100	295	A6011150X020	296	A7511150X030	297	G1314-65056	97
A6000150X212	296, 320	A6011150X030	295	A7521030X020	297	G1314-65061	91, 97
A6000150X300	296, 320	A6011MG	297	A7521050X020	297	G1314-87301	92
A6000250X020	296	A6011MG2	297	A7521100X020	297	G1314-87302	92
A6000250X030	295	A6012250X212	296	BHT-4	104, 108	G1315-27705	96
A6000250X040	295	A6020050X020	296	BMT-4	108	G1315-45003	11, 95
A6000250X046	295	A6020050X046	295	G1103-60001	90	G1315-60011	94-95
A6000250X100	295	A6020100X030	295	G1156-68711	83	G1315-60012	94-95
A6000250X212	296, 320	A6020100X046	295	G1156-68712	83	G1315-60015	94-95
A6000250X300	296, 320	A6020100X212	296, 320	G1156-68713	83	G1315-60016	94, 96
A6000MG	297	A6020150X020	296	G1156-68714	83	G1315-60017	94, 96
A6000MG2	297	A6020150X030	295	G1160-68706	83	G1315-60018	94, 96
A6001020X020	296	A6020150X046	295	G1310-68730	59	G1315-60022	94-95
A6001030X030	295	A6020150X300	296	G1310-68731	59	G1315-60024	94-95
A6001030X046	295	A6020250X020	296	G1310-68741	59	G1315-60025	94-95
A6001050X020	296	A6020250X030	295	G1310-68742	59	G1315-67301	96
A6001050X030	295	A6020250X046	295	G1311-60003	53	G1315-67302	96
A6001050X046	295	A6020250X100	295	G1311-60006	12	G1315-68703	31
A6001100X010	296	A6020250X212	296, 320	G1311-60009	48	G1315-68708	31-32
A6001100X020	296	A6020MG	297	G1311-68705	60	G1315-68712	97
A6001100X030	295	A6020MG2	297	G1311-68710	59	G1315-68713	91, 97
A6001100X046	295	A6021030X020	296	G1311-68711	59	G1315-68715	96-97
A6001150X010	296	A6021030X046	295	G1312-60020	49	G1315-68716	94, 96
A6001150X020	296	A6021050X020	296	G1312-60025	49	G1315-68724	94, 96
A6001150X030	295	A6021050X030	295	G1312-60061	48	G1315-68725	96-97
A6001150X046	295	A6021050X046	295	G1312-60066	49	G1315-80001	96
A6001250X020	296	A6021100X010	296	G1312-60067	49	G1315-80002	96
A6001250X046	295	A6021100X020	296	G1312-67305	23	G1315-80003	96
A6001MG	297	A6021100X030	295	G1312-67500	23	G1315-80004	96
A6001MG2	297	A6021100X046	295	G1312-68711	59	G1315-87101	96
A6002050X046S	295	A6021150X020	296	G1312-68716	53	G1315-87302	95
A6002150X300	320	A6021150X030	295	G1312-68726	60	G1315-87303	23
A6002250X046	295	A6021150X046	295	G1312-68730	60	G1315-87305	96
A6002250X100	295, 320	A6021150X100	295	G1312-68741	59	G1315-87306	95
A6002250X212	296, 320	A6021250X020	296	G1312-68755	60	G1315-87311	23, 33, 92, 99
A6002250X300	320	A6021250X046	295	G1312-87303	23	G1315-87312	23
A6002250X500	296, 320	A6021MG	297	G1312-87304	23	G1315-87313	96
A6002MG	297	A6021MG2	297	G1312-87305	28	G1315-87318	96
A6004250X046	295, 331	A6022250X500	320	G1312-87306	28	G1315-87319	95
A6004250X100	295, 331	A7000100C030	293	G1312-87330	54	G1315-87321	95

# PART NUMBER INDEX

G1315-87323.....	96	G1364-68723.....	70	G1600-60211.....	178	G1947-20029.....	105
G1315-87325.....	95	G1364-81701.....	71	G1600-60230.....	190	G1947-60103.....	105
G1315-87328.....	96	G1364-83205.....	71	G1600-60232.....	180	G1956-20302.....	106
G1315-87333.....	96	G1364-84516.....	69	G1600-60233.....	180	G1956-80000.....	106
G1315-87338.....	96	G1364-84521.....	69	G1600-60310.....	190	G1958-60098.....	105
G1315-87339.....	95	G1364-84522.....	69	G1600-60311.....	178	G1958-60136.....	105
G1316-27301.....	28	G1364-84523.....	69	G1600-60330.....	190	G1960-80039.....	107
G1316-60001.....	82	G1364-84524.....	69	G1600-60332.....	180	G1960-80060.....	105
G1316-67005.....	75	G1364-84525.....	69	G1600-60400.....	194	G1969-20302.....	106
G1316-67006.....	75	G1364-84531.....	69	G1600-60411.....	178	G1969-60086.....	108
G1316-67007.....	75	G1364-84532.....	69	G1600-60419.....	184	G1969-85000.....	110
G1316-67009.....	75	G1364-86711.....	71	G1600-61132.....	180	G1969-85001.....	107
G1316-68708.....	83	G1364-87201.....	70	G1600-61211.....	178	G1969-85003.....	15, 107
G1316-68710.....	83	G1364-87202.....	70	G1600-61219.....	184	G1969-85010.....	110
G1316-68711.....	83	G1364-87304.....	70-71	G1600-61232.....	173, 180	G1969-85020.....	110
G1316-68716.....	38, 82	G1364-87305.....	70-71	G1600-61239.....	184	G1969-85026.....	107
G1316-68721.....	83	G1364-87306.....	70-71	G1600-61311.....	178	G1972-60025.....	71
G1316-68744.....	82	G1367-60001.....	69	G1600-61332.....	180	G1978-85000.....	15, 107
G1316-80002.....	82	G1367-68730.....	66	G1600-61411.....	178	G1982-85001.....	15
G1316-80003.....	82	G1367-68734.....	66	G1600-61419.....	184	G1982-85002.....	15
G1316-80004.....	82	G1367-68741.....	66	G1600-62132.....	180	G1982-85003.....	15
G1316-83200.....	82	G1367-87012.....	63	G1600-62211.....	172, 178	G2228-68700.....	59
G1316-87300.....	23, 33, 82	G1367-87017.....	63	G1600-62232.....	180	G2250-04500.....	65
G1316-87303.....	27, 82	G1367-87101.....	62	G1600-62311.....	174, 178	G2250-04501.....	65
G1316-87305.....	27	G1367-87102.....	62	G1600-62318.....	185	G2250-04502.....	65
G1316-87306.....	28	G1367-87200.....	62, 70	G1600-62332.....	180	G2250-04503.....	65
G1316-87309.....	23	G1367-87201.....	62	G1600-62402.....	199	G2250-04504.....	65
G1316-87312.....	27	G1367-87202.....	63	G1600-62411.....	178	G2255-68700.....	65, 69
G1316-87313.....	27	G1367-87300.....	32, 64	G1600-62700.....	190	G2255-68709.....	65
G1316-87314.....	27	G1367-87304.....	28	G1600-63200.....	192	G2255-68710.....	65
G1316-87316.....	27	G1375-87301.....	31	G1600-63211.....	178	G2255-68720.....	65
G1316-87317.....	27	G1375-87302.....	31	G1600-63311.....	178	G2255-68730.....	65
G1316-87318.....	27	G1375-87303.....	32, 64	G1600-63411.....	178	G2258-23201.....	54
G1316-87319.....	27	G1375-87304.....	31	G1600-64211.....	175, 178	G2258-60003.....	64
G1316-87321.....	28	G1375-87305.....	32	G1600-64232.....	180	G2258-60011.....	65
G1316-87323.....	28	G1375-87306.....	32	G1600-64311.....	178	G2258-68710.....	63
G1321-60005.....	99	G1375-87308.....	32	G1600-64332.....	180	G2258-87102.....	63
G1321-60007.....	99	G1375-87309.....	31-32	G1600-64411.....	178	G2258-87307.....	34
G1321-60015.....	99	G1375-87310.....	31	G1600-67201.....	199	G2258-87310.....	34
G1322-67300.....	58	G1375-87311.....	32	G1600-67219.....	184, 195	G2258-87311.....	34
G1322-68705.....	58, 60	G1375-87312.....	32	G1600-67220.....	195	G2258-87312.....	34
G1328-87600.....	23	G1375-87315.....	32, 64	G1600-67311.....	194-195	G2258-87313.....	34
G1329-60011.....	65	G1375-87320.....	31	G1600-67312.....	195	G2258-87314.....	34
G1329-68718.....	67	G1375-87321.....	31	G1600-67319.....	184, 195	G2258-87315.....	34
G1329-68727.....	67	G1375-87322.....	31	G1600-68319.....	184, 192	G2258-87316.....	34
G1329-68736.....	67	G1375-87323.....	31	G1600-68714.....	192	G2260-68711.....	32, 64
G1329-68737.....	67	G1375-87324.....	31	G1600-68715.....	192	G2260-87101.....	63
G1329-80001.....	62	G1375-87325.....	31	G1600-68716.....	192	G2260-87201.....	63
G1329-87012.....	62	G1375-87326.....	34	G1600-68723.....	192	G2260-87300.....	26
G1329-87017.....	62	G1375-87327.....	31	G1603A.....	194	G2260-87301.....	26
G1329-87101.....	62	G1376-60003.....	53	G1607-20030.....	195	G2421-60001.....	110
G1329-87103.....	62	G1376-60005.....	59	G1607-60000.....	195	G2423A.....	107
G1329-87300.....	23	G1376-68705.....	60	G1607-60001.....	195	G2424A.....	107
G1329-87302.....	32, 64	G1376-68707.....	60	G1607-60041.....	195	G2425A.....	107
G1353-68750.....	75	G1376-68710.....	60	G1607A.....	195	G2426A.....	107
G1361-22402.....	50	G1377-44900.....	63	G160U-60419.....	184	G2427A.....	105
G1361-23204.....	54	G1377-87000.....	63	G160U-61219.....	184	G2428A.....	105
G1361-23205.....	54	G1377-87001.....	63	G160U-61239.....	184	G2431A.....	110
G1361-60012.....	49	G1377-87002.....	63	G160U-61419.....	184	G2432A.....	110
G1361-60022.....	53	G1377-87201.....	63	G1946-00034.....	107	G2441-80010.....	106
G1361-67302.....	26	G1377-87300.....	32, 64	G1946-20215.....	108	G2453-85050.....	107
G1361-68707.....	60	G1377-87310.....	32, 64	G1946-20301.....	105	G2453-85060.....	107
G1361-68710.....	60	G1379-67310.....	58	G1946-60037.....	105	G2455-85001.....	15
G1362-68706.....	98	G1600-23223.....	199	G1946-60098.....	105	G2571-80103.....	106
G1362-68709.....	98	G1600-60002.....	190	G1946-60157.....	108	G3199B.....	109
G1362-87300.....	98	G1600-60007.....	199	G1946-60180.....	108	G4203-68708.....	11
G1362-87301.....	98	G1600-60013.....	194	G1946-80009.....	105	G4204-40000.....	51
G1364-27107.....	71	G1600-60027.....	192	G1946-80019.....	106	G4204-40005.....	51
G1364-60021.....	71	G1600-60033.....	199	G1946-80049.....	108	G4204-60004.....	51
G1364-68706.....	71	G1600-60132.....	180	G1946-80054.....	108	G4204-60022.....	49
G1364-68711.....	70	G1600-60150.....	190	G1946-85004.....	107	G4208-68700.....	11
G1364-68712.....	70	G1600-60210.....	190	G1946-85021.....	107	G4212-60007.....	94

G4212-60008.....	94	G5611-67300.....	30	PL1110-6320.....	505	PL1210-6120.....	506
G4212-60011.....	94	G5611-67301.....	30	PL1110-6400.....	508	PL1210-6120EPA.....	507
G4212-60022.....	51	G5611-68710.....	37	PL1110-6500.....	500	PL1210-6125.....	506
G4212-60032.....	94	G5611-68741.....	59, 101	PL1110-6504.....	500	PL1210-6130.....	506
G4212-60038.....	94	G5615-60005.....	102	PL1110-6515.....	505	PL1210-6140.....	506
G4212-68001.....	51	G5615-60017.....	102	PL1110-6520.....	505	PL1210-6150.....	506
G4216-68711.....	67	G5615-60018.....	102	PL1110-6525.....	505	PL1210-6160.....	506
G4218-20000.....	98	G5615-60022.....	102	PL1110-6530.....	505	PL1212-1102.....	470
G4218-20001.....	98	G5616-60050.....	30, 102	PL1110-6540.....	505	PL1212-1103.....	470
G4218-20002.....	98	G5664-86703.....	102	PL1110-6550.....	505	PL1212-3100.....	470
G4218-20003.....	98	G5664-86706.....	102	PL1111-3500.....	310, 393	PL1212-3101.....	470
G4218-20004.....	98	G5667-40500.....	102	PL1113-1300.....	518	PL1212-3702.....	470
G4218-40000.....	98	G5667-60310.....	32	PL1113-1320.....	521	PL1212-3703.....	470
G4218-40010.....	98	G5667-60320.....	64, 102	PL1113-1325.....	520	PL1212-3800.....	470
G4218-40011.....	98	G5667-60500.....	30	PL1113-1500.....	516	PL1212-3801.....	470
G4218-40100.....	98	G5667-60501.....	30	PL1113-3100.....	511	PL1212-6100.....	470
G4218-40110.....	98	G5667-60502.....	30	PL1113-3120.....	511	PL1212-6101.....	470
G4218-40130.....	98	G5667-60503.....	30	PL1113-3300.....	511	PL1212-6200.....	470
G4218-40150.....	98	G5667-60504.....	30	PL1113-3500.....	511	PL1212-6201.....	470
G4218-40220.....	98	G5667-60505.....	30	PL1113-6300.....	518	PL1212-6400.....	470
G4218-60100.....	98	G5667-87017.....	63, 102	PL1113-6325.....	520	PL1212-6401.....	470
G4218-68010.....	98	G5667-87200.....	63, 101	PL1113-6500.....	516	PL1212-6800.....	470
G4218-85000.....	15, 98	G6011A.....	109	PL1113-6520.....	521	PL1212-6801.....	470
G4220-20012.....	11	G6012A.....	109	PL1114-1900HFIP.....	509	PL1213-6520.....	521
G4220-24013.....	52	G6013A.....	109	PL1114-6900HFIP.....	509	PL1220-6130.....	528
G4220-26210.....	52	G6014A.....	109	PL1117-1800.....	512	PL1245-1102.....	474
G4220-60006.....	51	G7100-60002.....	190	PL1117-1830.....	512	PL1245-1103.....	411, 474
G4220-60007.....	53	G7100-60007.....	199	PL1117-6800.....	512	PL1245-3102.....	474
G4220-60012.....	51	G7100-60033.....	199	PL1117-6830.....	512	PL1245-3103.....	411, 474
G4220-60015.....	51	G7100-60150.....	190	PL1120-3830.....	511	PL1245-3702.....	411, 474
G4220-60016.....	51	G7100-60210.....	190	PL1120-6520.....	525	PL1245-3703.....	411, 474
G4220-60022.....	49	G7100-60230.....	190	PL1120-6830.....	525	PL1249-1120.....	525, 528
G4220-60028.....	49	G7100-60310.....	190	PL1145-1802.....	474	PL1249-6100.....	528
G4220-60035.....	51	G7100-60330.....	190	PL1145-1803.....	474	PL1249-6140.....	528
G4220-63010.....	52	G7100-60400.....	190, 194	PL1147-1501.....	428	PL1249-6150.....	528
G4220-63015.....	52	G7100-62700.....	190	PL1147-6501.....	428	PL1251-1102.....	409, 474
G4226-60021.....	65	G7100-68705.....	200	PL1149-1530.....	525	PL1251-1103.....	409, 474
G4226-60310.....	32, 64	G7100-68723.....	192	PL1149-1840.....	525	PL1251-3102.....	409, 474
G4226-67001.....	67	PCG931AAKIT.....	322	PL1149-3800.....	511	PL1251-3103.....	409, 474
G4226-68735.....	66	PCG932AAKIT.....	322	PL1149-6240.....	525	PL1251-3702.....	409, 474
G4226-87012.....	63	PCG933AAKIT.....	322	PL1149-6250.....	525	PL1251-3703.....	409, 474
G4226-87020.....	63	PCG93LL500X25.....	322	PL1149-6260.....	525	PL1310-0001.....	529
G4226-87201.....	63	PCG93LL500X25WJ.....	322	PL1149-6800.....	525	PL1310-0002.....	529
G4240-23705.....	100	PCG93LL500X50.....	322	PL1149-6801.....	525	PL1310-0005.....	529
G4240-25206.....	100	PCG93LL500X50WJ.....	322	PL1149-6820.....	525	PL1310-0007.....	529
G4240-43200.....	100	PCG93LL500X75.....	322	PL1149-6840.....	525	PL1310-0008.....	529
G4240-87300.....	100	PCG93LL500X75WJ.....	322	PL1149-6850.....	525	PL1310-0012.....	529
G4240-87301.....	100	PCG93LLSTAND123.....	322	PL1149-6860.....	525	PL1310-0016.....	310, 342, 393
G4240-87302.....	100	PL1012-5A05.....	475	PL1151-1802.....	474	PL1310-0036.....	529
G4240-87303.....	100	PL1013-2100.....	511	PL1151-1803.....	474	PL1310-0048.....	529
G4240-87304.....	100	PL1013-2120.....	511	PL1151-3802.....	474	PL1312-1300.....	393, 463
G4240-87309.....	100	PL1013-2300.....	511	PL1151-3803.....	474	PL1312-1301.....	463
G4240-87310.....	100	PL1013-2500.....	511	PL1170-1810.....	342	PL1312-1500.....	393, 463
G4280-60031.....	48	PL1020-2830.....	511	PL1170-1820.....	342	PL1312-1501.....	463
G4280-60033.....	48	PL1049-2800.....	511	PL1170-1830.....	342	PL1312-1502.....	393, 463
G4280-60061.....	48	PL1110-1120.....	500, 502	PL1170-1840.....	342	PL1312-1503.....	463
G4280-68710.....	60, 66	PL1110-1220.....	500, 502	PL1170-1850.....	342	PL1312-1802.....	393, 463
G4280-68730.....	60, 66	PL1110-1320.....	500	PL1170-1860.....	342	PL1312-1803.....	463
G4280-68750.....	60, 66	PL1110-1400.....	508	PL1170-2820.....	342	PL1312-3300.....	393, 463
G4280-68770.....	60, 66	PL1110-1520.....	500	PL1170-2823.....	342	PL1345-1502.....	411, 463
G4296-68715.....	11	PL1110-6100.....	500	PL1170-6810.....	342	PL1345-1503.....	411, 463
G5611-21503.....	51, 64, 101-102	PL1110-6100LS.....	502	PL1170-6820.....	342	PL1351-1502.....	409, 463
G5611-26210.....	52, 101	PL1110-6115.....	505	PL1170-6830.....	342	PL1351-1503.....	409, 463
G5611-60020.....	49, 101	PL1110-6120.....	505	PL1170-6840.....	342	PL1410-0101.....	529
G5611-60025.....	49, 101	PL1110-6125.....	505	PL1170-6860.....	342	PL1410-0200.....	529
G5611-60061.....	48, 101	PL1110-6130.....	505	PL1171-1140.....	342	PL1410-0301.....	529
G5611-60067.....	49, 101	PL1110-6140.....	505	PL1171-6140.....	342	PL1410-0501.....	529
G5611-60500.....	30	PL1110-6150.....	505	PL1210-1120.....	506	PL1412-4100.....	471
G5611-60501.....	30	PL1110-6160.....	505	PL1210-3120EPA.....	507	PL1412-4101.....	471
G5611-60502.....	30	PL1110-6200.....	500	PL1210-6100.....	506	PL1412-4102.....	471
G5611-60503.....	30	PL1110-6200LS.....	502	PL1210-6104.....	506	PL1412-4103.....	471
G5611-63010.....	101	PL1110-6300.....	500	PL1210-6115.....	506	PL1412-4200.....	471

## PART NUMBER INDEX

PL1412-4201	471	PL1512-3702	470	PL1712-3703	470	PL2010-0104	537
PL1412-4400	471	PL1512-3703	470	PL1712-3800	470	PL2010-0105	537
PL1412-4401	471	PL1512-3800	310, 393, 470	PL1712-3801	470	PL2010-0200	535
PL1412-4702	471	PL1512-3801	310, 393, 470	PL1712-6800	470	PL2010-0201	535
PL1412-4703	471	PL1512-3802	310, 393	PL1712-6801	470	PL2010-0202	535
PL1412-4A05	475	PL1512-3803	310, 393	PL1745-3102	474	PL2010-0203	535
PL1412-4K00	471	PL1512-5100	470	PL1745-3103	411, 474	PL2010-0300	535
PL1412-4K01	471	PL1512-5101	470	PL1745-3702	474	PL2010-0301	535
PL1412-4K02	471	PL1512-5102	470	PL1745-3703	411, 474	PL2010-0400	535
PL1412-6100	471	PL1512-5103	470	PL1751-3102	409, 474	PL2010-0401	535
PL1412-6101	471	PL1512-5200	470	PL1751-3103	409, 474	PL2010-0402	535
PL1412-6102	471	PL1512-5201	470	PL1751-3702	409, 474	PL2010-0403	535
PL1412-6103	471	PL1512-5400	470	PL1751-3703	409, 474	PL2010-0501	536
PL1412-6200	471	PL1512-5401	470	PL1812-3102	470	PL2010-0505	536
PL1412-6201	471	PL1512-5500	310, 393	PL1812-3103	470	PL2010-0601	536
PL1412-6400	471	PL1512-5501	310, 393	PL1812-6100	470	PL2010-0605	536
PL1412-6401	471	PL1512-5702	470	PL1812-6101	470	PL2012-0001	538
PL1412-6702	471	PL1512-5703	470	PL1812-6200	470	PL2012-0005	538
PL1412-6703	471	PL1512-5800	310, 393, 470	PL1812-6201	470	PL2012-0010	538
PL1412-6800	471	PL1512-5801	310, 393, 470	PL1812-6400	470	PL2012-1001	538
PL1412-6801	471	PL1512-5802	310, 393	PL1812-6401	470	PL2012-1005	538
PL1412-6A05	475	PL1512-5A05	475	PL1812-6800	470	PL2012-1010	538
PL1412-6K00	471	PL1514-1900HFIP	509	PL1812-6801	470	PL2012-2001	538
PL1412-6K01	471	PL1514-5900HFIP	509	PL1845-2102	474	PL2012-2005	538
PL1412-6K02	471	PL1545-1502	411	PL1845-2103	411, 474	PL2012-2010	538
PL1417-0800	512	PL1545-1503	411	PL1845-3102	411, 474	PL2012-3001	538
PL1417-0830	512	PL1545-1802	411	PL1845-3103	411, 474	PL2012-3005	538
PL1445-4102	411, 474	PL1545-1803	411	PL1851-2102	409, 474	PL2012-3010	538
PL1445-4103	474	PL1545-3102	411, 474	PL1851-2103	409, 474	PL2012-4001	538
PL1445-4702	411, 474	PL1545-3103	411, 474	PL1851-3102	409, 474	PL2012-4005	538
PL1445-4703	411, 474	PL1545-3702	411, 474	PL1851-3103	409, 474	PL2012-4010	538
PL1445-6102	411, 474	PL1545-3703	411, 474	PL1912-1300	310, 393	PL2012-5001	538
PL1445-6103	411, 474	PL1545-3802	411	PL1912-1301	310, 393	PL2012-5005	538
PL1445-6702	411, 474	PL1545-3803	411	PL1912-1500	310, 393	PL2012-5010	538
PL1445-6703	411, 474	PL1545-5102	411, 474	PL1912-1501	310, 393	PL2012-6001	538
PL1451-4102	409, 474	PL1545-5103	411, 474	PL1912-1502	310, 393	PL2012-6005	538
PL1451-4103	409, 474	PL1545-5702	474	PL1912-1503	310, 393	PL2012-6010	538
PL1451-4702	409, 474	PL1545-5703	411, 474	PL1912-1801	310, 393	PL2012-7001	538
PL1451-4703	409, 474	PL1547-1501	428	PL1912-1802	310, 393	PL2012-7005	538
PL1451-6102	409, 474	PL1547-5501	428	PL1912-1803	310, 393	PL2012-7010	538
PL1451-6103	409, 474	PL1551-1502	409	PL1912-1800	310, 393	PL2012-8001	538
PL1451-6702	409, 474	PL1551-1503	409	PL1912-3300	310, 393	PL2012-8005	538
PL1451-6703	409, 474	PL1551-1802	409	PL1912-3301	310, 393	PL2012-8010	538
PL1510-1100	504	PL1551-1803	409	PL1912-3500	310, 393	PL2012-9001	538
PL1510-1200	504	PL1551-3102	409, 474	PL1912-3501	310, 393	PL2012-9005	538
PL1510-1300	504	PL1551-3103	409, 474	PL1912-3801	310, 393	PL2012-9010	538
PL1510-1500	504	PL1551-3702	409, 474	PL1912-3802	310, 393	PL2013-1001	538
PL1510-1504	504	PL1551-3703	409, 474	PL1912-3803	310, 393	PL2013-1005	538
PL1510-5100	504	PL1551-3802	409	PL1912-5500	310, 393	PL2013-1010	538
PL1510-5200	504	PL1551-3803	409	PL1912-5501	310, 393	PL2013-2001	538
PL1510-5300	504	PL1551-5102	409, 474	PL1912-5801	310, 393	PL2013-2005	538
PL1510-5500	504	PL1551-5103	409, 474	PL1945-1502	411	PL2013-2010	538
PL1510-5504	504	PL1551-5702	409, 474	PL1945-1503	411	PL2013-3001	538
PL1512-1300	310, 393	PL1551-5703	409, 474	PL1945-1802	411	PL2013-3005	538
PL1512-1301	310, 393	PL1570-5810	342	PL1945-1803	411	PL2013-3010	538
PL1512-1500	310, 393	PL1612-1801	310, 393	PL1945-3802	411	PL2013-3010	538
PL1512-1501	310, 393	PL1670-0810	342	PL1945-3803	411	PL2013-4001	538
PL1512-1502	310, 393	PL1670-0820	342	PL1951-1502	409	PL2013-4005	538
PL1512-1503	310, 393	PL1670-0830	342	PL1951-1503	409	PL2013-4010	538
PL1512-1801	310, 393	PL1670-0840	342	PL1951-1802	409	PL2013-5001	538
PL1512-1802	310, 393	PL1670-0850	342	PL1951-1803	409	PL2013-5005	538
PL1512-1803	310, 393	PL1670-0860	342	PL1951-3802	409	PL2013-5010	538
PL1512-3100	470	PL1671-0140	342	PL1951-3803	409	PL2013-6001	538
PL1512-3101	470	PL1712-3100	470	PL1C12-2502	393	PL2013-6005	538
PL1512-3102	470	PL1712-3101	470	PL1E10-3120EPA	507	PL2013-6010	538
PL1512-3103	470	PL1712-3102	470	PL1E10-6120EPA	507	PL2013-7001	538
PL1512-3200	470	PL1712-3103	470	PL1E12-5A05	475	PL2013-7005	538
PL1512-3201	470	PL1712-3200	470	PL1F70-6830	342	PL2013-7010	538
PL1512-3300	310, 393	PL1712-3201	470	PL1F70-6850	342	PL2013-8001	538
PL1512-3301	310, 393	PL1712-3400	470	PL2010-0100	537	PL2013-8005	538
PL1512-3401	470	PL1712-3401	470	PL2010-0101	537	PL2013-8010	538
PL1512-3501	310, 393	PL1712-3702	470	PL2010-0102	537	PL2013-9001	538
				PL2010-0103	537	PL2013-9005	538

PL2013-9010.....	538	PL2023-6005.....	540	PL2083-2010.....	542	PL2144-2000.....	545
PL2014-0001.....	538	PL2023-6010.....	540	PL2083-3001.....	542	PL2144-2001.....	545
PL2014-0005.....	538	PL2023-7001.....	540	PL2083-3005.....	542	PL2144-3000.....	545
PL2014-0010.....	538	PL2023-7005.....	540	PL2083-3010.....	542	PL2144-3001.....	545
PL2014-1001.....	538	PL2023-7010.....	540	PL2083-4001.....	542	PL3540-C603VP.....	476
PL2014-1005.....	538	PL2023-8001.....	540	PL2083-4005.....	542	PL3540-D603VP.....	476
PL2014-1010.....	538	PL2023-8005.....	540	PL2083-4010.....	542	PL3540-P603VP.....	476
PL2014-2001.....	538	PL2023-8010.....	540	PL2083-5001.....	542	PL3549-3603VP.....	476
PL2014-2005.....	538	PL2023-9001.....	540	PL2083-5005.....	542	PL3554-1602dAbz.....	347
PL2014-2010.....	538	PL2023-9005.....	540	PL2083-5010.....	542	PL3554-1602dCac.....	347
PL2014-3001.....	538	PL2023-9010.....	540	PL2083-6001.....	542	PL3554-1602dCbz.....	347
PL2014-3005.....	538	PL2024-0001.....	540	PL2083-6005.....	542	PL3554-1602dGdmf.....	347
PL2014-3010.....	538	PL2024-0005.....	540	PL2083-6010.....	542	PL3554-1602dGibu.....	347
PL2014-4001.....	538	PL2024-0010.....	540	PL2083-7001.....	542	PL3554-1602dT.....	347
PL2014-4005.....	538	PL2024-1001.....	540	PL2083-7005.....	542	PL3554-4602dAbz.....	347
PL2014-4010.....	538	PL2024-1005.....	540	PL2083-7010.....	542	PL3554-4602dCac.....	347
PL2014-6001.....	538	PL2024-1010.....	540	PL2083-8001.....	542	PL3554-4602dCbz.....	347
PL2014-6005.....	538	PL2024-2001.....	540	PL2083-8005.....	542	PL3554-4602dGdmf.....	347
PL2014-6010.....	538	PL2024-2005.....	540	PL2083-8010.....	542	PL3554-4602dGibu.....	347
PL2014-7001.....	538	PL2024-2010.....	540	PL2083-9001.....	542	PL3554-4602dT.....	347
PL2014-7005.....	538	PL2070-0200.....	535	PL2083-9005.....	542	RMSN-2.....	108
PL2014-7010.....	538	PL2070-0201.....	535	PL2083-9010.....	542	RMSN-4.....	108
PL2014-8001.....	538	PL2070-0202.....	535	PL2084-0001.....	542		
PL2014-8005.....	538	PL2070-0203.....	535	PL2084-0005.....	542		
PL2014-8010.....	538	PL2070-1001.....	542	PL2084-0010.....	542		
PL2014-9001.....	538	PL2070-1005.....	542	PL2084-1001.....	542		
PL2014-9005.....	538	PL2070-1010.....	542	PL2084-1005.....	542		
PL2014-9010.....	538	PL2070-2001.....	542	PL2084-1010.....	542		
PL2020-0200.....	535	PL2070-2005.....	542	PL2084-2001.....	542		
PL2020-0201.....	535	PL2070-2010.....	542	PL2084-2005.....	542		
PL2020-0202.....	535	PL2070-3001.....	542	PL2084-2010.....	542		
PL2020-0203.....	535	PL2070-3005.....	542	PL2090-1000.....	544		
PL2022-2001.....	540	PL2070-3010.....	542	PL2090-3000.....	544		
PL2022-2005.....	540	PL2070-4001.....	542	PL2090-4000.....	544		
PL2022-2010.....	540	PL2070-4005.....	542	PL2090-5000.....	544		
PL2022-3001.....	540	PL2070-4010.....	542	PL2090-6000.....	544		
PL2022-3005.....	540	PL2070-5001.....	542	PL2090-8000.....	544		
PL2022-3010.....	540	PL2070-5005.....	542	PL2091-1000.....	544		
PL2022-5001.....	540	PL2070-5010.....	542	PL2091-2000.....	544		
PL2022-5005.....	540	PL2070-6001.....	542	PL2091-3000.....	544		
PL2022-5010.....	540	PL2070-6005.....	542	PL2091-4000.....	544		
PL2022-6001.....	540	PL2070-6010.....	542	PL2142-3000.....	545		
PL2022-6005.....	540	PL2070-7001.....	542	PL2142-3001.....	545		
PL2022-6010.....	540	PL2070-7005.....	542	PL2142-5000.....	545		
PL2022-7001.....	540	PL2070-7010.....	542	PL2142-6000.....	545		
PL2022-7005.....	540	PL2070-8001.....	542	PL2142-6001.....	545		
PL2022-7010.....	540	PL2070-8005.....	542	PL2142-7000.....	545		
PL2022-8001.....	540	PL2070-8010.....	542	PL2142-7001.....	545		
PL2022-8005.....	540	PL2070-9001.....	542	PL2142-8000.....	545		
PL2022-8010.....	540	PL2070-9005.....	542	PL2142-8001.....	545		
PL2022-9001.....	540	PL2070-9010.....	542	PL2143-0000.....	545		
PL2022-9005.....	540	PL2071-0001.....	542	PL2143-0101.....	545		
PL2022-9010.....	540	PL2071-0005.....	542	PL2143-2000.....	545		
PL2023-0001.....	540	PL2071-0010.....	542	PL2143-2001.....	545		
PL2023-0005.....	540	PL2071-1001.....	542	PL2143-3000.....	545		
PL2023-0010.....	540	PL2071-1005.....	542	PL2143-3001.....	545		
PL2023-1001.....	540	PL2071-1010.....	542	PL2143-4000.....	545		
PL2023-1005.....	540	PL2071-2001.....	542	PL2143-4001.....	545		
PL2023-1010.....	540	PL2071-2005.....	542	PL2143-5000.....	545		
PL2023-2001.....	540	PL2071-2010.....	542	PL2143-5001.....	545		
PL2023-2005.....	540	PL2071-3001.....	542	PL2143-6000.....	545		
PL2023-2010.....	540	PL2071-3005.....	542	PL2143-6001.....	545		
PL2023-3001.....	540	PL2071-3010.....	542	PL2143-7000.....	545		
PL2023-3005.....	540	PL2080-0200.....	535	PL2143-7001.....	545		
PL2023-3010.....	540	PL2080-0201.....	535	PL2143-8000.....	545		
PL2023-4001.....	540	PL2080-0202.....	535	PL2143-8001.....	545		
PL2023-4005.....	540	PL2080-0203.....	535	PL2143-9000.....	545		
PL2023-4010.....	540	PL2083-1001.....	542	PL2143-9001.....	545		
PL2023-5001.....	540	PL2083-1005.....	542	PL2144-0000.....	545		
PL2023-5005.....	540	PL2083-1010.....	542	PL2144-0101.....	545		
PL2023-5010.....	540	PL2083-2001.....	542	PL2144-1000.....	545		
PL2023-6001.....	540	PL2083-2005.....	542	PL2144-1001.....	545		

# Application Title Index

12 phenols analyzed  
using a longer (4.6 x 100 mm)  
Agilent Poroshell 120 EC-C18 column.....231

## A

Adrenocorticosteroids  
on Pursuit PFP and C18 .....290

Agilent Bio SEC-3  
column length comparison, 150 mm .....422

Agilent Bio SEC-3  
column length comparison, 300 mm .....422

Alberta Peptide Institute test mix.....308, 390

Alcohols and aliphatic compounds .....582

Alkyd resin.....519

Amino acid standard separation  
on Eclipse Plus C18.....564

Amitrol in water by LC/MS, 0.05 ppb .....585

An overlay of the original ZORBAX  
Eclipse Plus 5 µm method and Agilent  
Poroshell 120 method. All 11 peaks on  
Poroshell 120 are resolved by the time  
the first peak elutes on the original 5 µm  
ZORBAX Eclipse Plus method .....595

Analgesics.....618

Analgesics: Non-steroidal anti-inflammatory  
drugs: Narrow bore separation .....622

Analysis of Biocides in Hand Sanitizer .....580

Analysis of Bovine Serum Albumin by light  
scattering using ProSEC 300S columns.....429

Analysis of carbohydrates  
on Hi-Plex H columns .....340

Analysis of choline kinase on PL-SAX 4000Å.....407

Analysis of ciprofloxacin  
and ciprofloxacin metabolites.....643

Analysis of diazepam on Rx-C18.....272

Analysis of fruit juice.....338

Analysis of low molecular weight polystyrene  
and oligomer fractions collected from  
OligoPore preparative columns .....522

Analysis of oxidized insulin chains.....553

Analysis of pesticide residues in green tea .....594

Analysis of representative whey proteins .....408

Analysis of sugars with high sodium matrix .....341

Analysis of sweeteners on Hi-Plex Ca columns.....340

Analysis of water soluble vitamins  
in multivitamin tablets .....612

Analytical separation of  
low molecular weight polystyrene .....522

Anesthetics, local: Bonded phase selectivity.....619

Anilines, substituted: Rapid separation .....585

Anthocyanins from blueberries:  
High-efficiency high-speed separation .....598

Antibiotics: High speed separation .....620

Antibodies: Fast separation of IgM  
and IgG antibodies .....565

Antidepressants, tricyclic:  
Comparative separation .....636

Antifungal medications .....621

Antifungals .....290, 621

Antihistamines: Fast separations  
on RRHT Extend-C18 .....617

Antibiotics: Lincomycin and Clindamycin  
by LC-APCI-MS LC-TIC .....620

Aromatic acids/benzoic acids:  
Selectivity differences .....623

Aromatics II.....599

Aspartame: Metabolites and applications.....599

Aspirin and cough remedy .....628

## B

BSA tryptic digest on RRHT.....577

Barbiturates.....643

Baseline expansion of a separation  
of protein standards.....414

Basic antihistamines  
on Extend-C18 at high pH.....275

Benzoic acid/sorbic acid .....609

Bio-Monolith DEAE column monitors  
phage production during fermentation.....415

Blueberry anthocyanin analysis .....594

Brij 35 .....581

## C

Calibration curves .....505

Calibration of the ProSEC 300S  
column with globular proteins .....429

Capillary columns for HPLC  
analyses with UV and MS detection .....455

Carbohydrates in colas.....601

Carbohydrates in juices.....601

Carbohydrates in milk.....602

Carbohydrates: Carbohydrate standards.....600

Carbohydrates:  
Effect of mobile phase strength.....600

Carbohydrates: Sugar alcohols.....601

Catecholamines.....578

Catecholamines/biogenic amines:  
Rapid separation using ion-pair reagents.....623

Charge isoform analysis  
of monoclonal antibodies.....401

Chiral ethiazide (diuretic drug) separation .....624

Chiral separation of S- and R-Norfluoxetine .....626

Chiral separation of atenolol.....627

Chiral separation of  
fluoxetine enantiomers (Prozac) .....624

Chiral separation of hexobarbital.....625

Chiral separation of salbutamol .....626

Chiral separation of tolperison enantiomers .....627

Cocaine and metabolites .....627

Column reproducibility – 200 injections of  
reduced monoclonal antibody using an  
Agilent ZORBAX RRHD 300SB-C3 column.....555

Column stability testing at pH 3 and 60 °C.....257

Column stability testing at pH 7.0 .....258

Columns for sample clean-up.....507

Comparing HILIC and RPLC of morphine  
using Agilent ZORBAX RRHD columns  
with UHPLC/MS .....631

Comparison of Aβ peptide RP-HPLC  
separations at low and high pH.....573

Comparison of Agilent Bio SEC-3  
and competitor column in the analysis  
of a monoclonal antibody.....420

Comparison of PolyPore  
with conventional individual  
pore size GPC columns .....517

Comparison of phenols separation  
with Poroshell 120.....584

Components of green tea separated  
on Rapid Resolution StableBond SB-C8 .....625

Consistent ion-exchange  
MAb separation .....400, 562

Corn syrup, Hi-Plex.....339

Cough formula mixture:  
Fast and efficient separation .....628

Cough/cold remedies on ZORBAX 300SCX .....334

Crude bradykinin prep load .....469

Crude peptide screen.....476

## D

DNPH: Derivatized Aldehydes  
obtained from air.....584

Deoxynucleosides: Using rapid resolution  
3.5 µm columns.....577

Determination of anthocyanins in blueberries .....597

Dexamethasone, USP method: Rapid analysis.....639

Differences in composition of  
two alkyl naphthalene sulfonates .....527

Dimethyl-C18/amide, Bonus-RP .....280

## E

EasiVial PS-H .....533

Eclipse Plus C18 vs. C8 .....250

Eclipse Plus C8 is less retentive  
than Eclipse Plus C18 .....251

Eliminate tailing and maximize resolution  
with Eclipse Plus Columns.....250

Environmental phenols on Poroshell 120.....230

Epoxy resin .....501

Excellent separation of two phenol  
formaldehyde resins with PolarGel-M.....513

Exceptional Lot-to-lot Reproducibility.....426

Exceptional separating power .....403

Exploiting chemical stability –  
NH<sub>4</sub>OH concentration.....308, 390

Explosives and related compounds:  
Qualitative and quantitative analysis.....586

Explosives from soil extract .....587

Extend-C18 provides good peak shape  
at low pH .....276

## F

Fast analysis 11 common compounds  
found in analgesics .....615

Fast analysis of cefepime  
and related impurities .....217, 611

Fast analysis of Pindolol .....642

Fast analysis of sulfa drugs.....596

Fast and ultra-fast analysis  
of basic compounds.....251, 617

- Fast LC/MS/MS analysis of group 4 pharmaceuticals from EPA 1694 .....583
- Fast method for ginseng analyses scaled from a traditional method.....612
- Fast separation of recombinant human erythropoietin.....553
- Fast separation of reduced monoclonal antibody.....375
- Fast vitamin E analysis on Rapid Resolution HT .....608
- Fast, high-resolution separation of peptides and proteins with Poroshell 300SB-C18 .....572
- Faster analysis of USP Method for simvastatin tablet.....615
- Faster separation of sulfa drugs .....616
- Faster separations using Agilent weak cation-exchange columns.....560
- Fat-soluble vitamins on ZORBAX Eclipse XDB-C8.....605
- Five different bonded phases provide selectivity options.....266
- Flavoring agents.....602
- Food colors, FD&C .....602
- Four different 300SB bonded phases optimize separation of large polypeptides.....371
- Fraction analysis – the concentration overload purification .....469
- G**
- Glycosylated proteins: Large Molecules on Poroshell 300SB-C18 and 300SB- .....565
- Goldenseal and related alkaloids on Rapid Resolution Eclipse XDB-C18.....625
- Good peak shape over a wide pH range with ZORBAX Eclipse XDB .....257
- Gradient optimizations for ultra-fast analysis of reduced monoclonal antibody .....556
- Guaifenesin: USP analysis of guaifenesin.....629
- H**
- HPLC of 25 bp DNA ladder .....307, 388
- HPLC separation of 12 phenols performed in just 5 minutes – and under 400 bar – using an Agilent Poroshell 120 EC-C18 column .....231
- HSA tryptic digest on ZORBAX Rapid Resolution HT 1.8 µm.....566
- Heparin .....526
- Herbicide/pesticide standards: Effect of bonded phase .....588
- Herbicides on different bonded phases .....587
- Herbicides: Rapid separation .....591
- High Resolution of 24 Amino Acids Using ZORBAX Eclipse AAA Protocol.....396
- High purity and high recovery with ZORBAX PrepHT columns .....315
- High resolution and fast analysis on RRHT Eclipse PAH column.....254
- High resolution normal-phase separation of octylphenoxy ethanol surfactant on ZORBAX CN.....327
- High resolution separation of a Poly-T-Oligonucleotide size standard spiked with 10-mer, 15-mer, 30-mer and 50-mer (main peaks).....408
- High sensitivity with capillary columns .....453
- Higher resolution of intact monoclonal antibody...368
- Higher resolution of oxidation study .....354, 368
- Hormones/steroids .....633
- Human serum: Low abundance protein isolation and identification from 1-D gel band by LC/MS .....454, 566
- Hyaluronic acid.....527
- Hydrophilic purine/pyrimidine separation.....579
- I**
- Ibuprofen: Optimizing selectivity with RRHT Columns.....618
- Improved peak shape of basic compounds using Bonus-RP .....279
- Improved reproducibility of monoclonal antibodies.....369
- Improved resolution with smaller particle size with Agilent weak cation-exchange columns.....559
- Increase peak capacity with RRHT columns.....240
- Increased resolution for peptide mapping...357, 369
- Intact MAb monomer and dimer separation .....355, 419, 563
- L**
- LC/MS analysis of angiotensin on Extend-C18 .....377
- LC/MS performance test mix for Polaris C8-A .....299
- Lamotrigine .....642
- Large fibrous proteins.....309, 392
- Liquid chromatography phase test mixture (LPTM) on Pursuit C8 .....290
- Local anesthetics.....619
- Long life at high pH with 300Extend-C18.....378
- Long life at high pH with Extend-C18.....275
- Long lifetime of RRHT columns at elevated temperatures.....241
- M**
- Mechanical stability of Pursuit XRs.....289
- Metronidazole: Updating USP methods.....629
- Microbore HPLC for sensitive peptide analysis...462
- MicroBore Poroshell 300 columns provide maximum sensitivity for LC/MS.....382
- Mixture of beta blockers .....613
- Monoclonal IgG1 chains: Separation on Poroshell 300SB-C8 .....383, 567
- Morphine and metabolites: Extracted blood plasma sample separation .....630
- N**
- Naproxen analysis .....611
- Natural products – capsaicin and dihydrocapsaicin on Pursuit XRs C18 .....319
- Neutraceuticals: Extract from green tea.....603
- Neutraceuticals: Hypericin separation in St. John's Wort.....632
- New levels of sensitivity and resolution.....235
- Nucleosides, purines and pyrimidines .....564
- Nucleosides: Separation of deoxy and ribonucleosides .....568
- Nucleotides: Separation of mononucleotides...568
- O**
- Oligosaccharides.....610
- Opiates (drugs of abuse) by LC/MS.....630
- Optimize separations with Eclipse XDB selectivity options.....259
- Optimizing protein separations with Agilent weak cation-exchange columns.....558
- Organic acid analysis.....338
- Organic acids separated on ZORBAX SB-Aq.....581
- Overlay of UV and Light Scattering 90° for a Sample of γ-globulins, Illustrating Monomer, Dimer, Trimer, and Aggregate Peaks.....430
- Overlay of UV and light scattering 90° for a sample of γ-globulins, illustrating monomer, dimer, and trimer peaks .....430
- P**
- pH gradient elution for improved separation of monoclonal antibody charged variants.....561
- PLgel LS column .....503
- PLgel Olexis reveals true modalities across the range of polyolefins.....508
- Parabens: High speed separation.....604
- Peak shape and efficiency are better with ZORBAX Eclipse Plus.....249
- Peptide RP-HPLC/ESI-MS using NH4OH mobile phase yields both positive and negative ion spectra .....573
- Peptides/proteins: Effect of elevated temperature.....370, 571
- Peptides/proteins: Equivalent gradient separations.....571
- Peptides: Effect of TFA concentration.....370, 569
- Peptides: Separation of antitensins I, II, III with TFA and NH4OH .....570
- Peptides: Separation of antitensins I, II, III with TFA and NH4OH .....632
- Phenols, substituted .....592
- Phenoxyacid herbicides .....591
- Plant hormones: Rapid gradient elution separation.....593
- Plasticized PVC.....501
- Polyamides .....509
- Polycyclic aromatic hydrocarbons according to EPA Method 610.....589
- Polyester .....519
- Polyesterimide .....520
- Polyethylene Glycol/Oxide standards .....542
- Polyethylene glycols .....307, 388
- Polymethylmethacrylate in DMF.....517
- Polymethylmethacrylate standards.....540
- Polyol.....501
- Polyphenylene Sulfides.....500
- Polystyrene standards .....538
- Polyurethanes.....520
- Polyvinyl alcohol .....526, 528
- Pore size choice: Mouse IgG .....421
- Pore size choice: Proteins.....421
- Poroshell 120 EC-C18 for fast UHPLC separations .....232
- Poroshell 300 columns separate proteins and peptides in seconds .....381

- Preparative fractionation of a culture filtrate containing amyloglucosidases on Agilent PL-SAX 4000A .....473
- Preparative scale purification of Leuprolide by concentration overload .....359
- Preparative separation of low molecular weight polystyrene .....522
- Protein digest analysis .....552
- Protein elution pattern on ZORBAX Poroshell 300SB-C8 .....384
- Proteins in a complex sample by 2-D HPLC with Nano HPLC columns .....457
- Proteins: Effect of bonded phase .....575
- Proteins: Effect of bonded phase, RP .....575
- Pullulan polysaccharide standards .....544
- Purification of a 25-mer trityl-off oligonucleotide and analytical quantitation of the fraction using PLRP-S 100Å, 4.6 x 50 mm .....469
- Purification of a large oligonucleotide .....473
- 
- Q**
- Quantification and qualification of vitamin C and citric acid in fresh grapefruit juice .....609
- 
- R**
- Rapid analysis of an analgesic tablet, selectivity differences at pH 2.7 and pH 7 .....250
- Rapid method development for 18 compounds with an Agilent RRHD Eclipse PAH column .....590
- Rapid Resolution HT (RRHT) provides double the efficiency of Rapid Resolution columns .....240
- Reduce analysis time dramatically with Rapid Resolution HT columns .....241
- Reduce peptide map analysis time by 90% with Poroshell 300SB .....382
- Resin analysis by rapid GPC .....511
- Rose wine .....610
- 
- S**
- SB-CN optimizes retention and resolution .....266
- Scale-up from analytical to prep .....321
- Selectivity changes for basic compounds with Eclipse XDB and StableBond .....258
- Selectivity comparison of TFA and NH<sub>4</sub>OH for peptide RP-HPLC\ESI-MS analysis .....574
- Selectivity comparison of TFA and NH<sub>4</sub>OH Selectivity comparison: C18 columns .....236
- Selectivity comparison: Phenyl columns .....237
- Selectivity for urea pesticides .....259
- Selectivity in peptide RP-LC .....389
- Selectivity test mix for Polaris columns .....299
- Separation of 20 PAHs on Eclipse PAH .....591
- Separation of 8 steroids .....613
- Separation of azo dye degradation products .....583
- Separation of Azo Dyes .....598
- Separation of EPA 610 PAH Mix .....589
- Separation of a tryptic digest on ZORBAX MicroBore 300SB-C18 .....461
- Separation of basic peptides on Bonus-RP versus traditional Alkyl phase .....569
- Separation of charge variants of human IgG1 with pH gradient .....355
- Separation of group 4 analytes in EPA 1694 on ZORBAX HILIC Plus column .....325
- Separation of heated, stressed MAb .....563
- Separation of highly basic antidepressants above their pKa in free base form (pKa 9.5-9.7) .....635
- Separation of licorice root on RRHD columns .....234
- Separation of pharmaceutical cardiac drugs .....616
- Separation of polypeptides in under 1 minute .....572
- Separation of protein standards on Agilent 3 µm ion-exchange columns by cation-exchange chromatography .....403
- Separation of recombinant human erythropoietin (rEPO) .....562
- Separation of small molecule anorectics .....622
- Separation of vitamin D2/D3 .....605
- Separation optimization for ultra-fast analysis of reduced and alkylated monoclonal antibody .....554
- Several ZORBAX RRHD 1.8 µm selectivities facilitate method development .....614
- Short-chain ZORBAX 300SB-C3 is stable at low pH, high temperature .....371
- Shorter chain ZORBAX SB-CN is also stable at low pH (pH 2.0, 50 °C) .....265
- Space .....265
- Sports drink .....610
- StableBond SB-C18 shows excellent stability at low pH and high temperature .....265
- Standard ion-exchange protein separation .....407, 576
- Standard protein separation .....410
- Standard proteins by reversed-phase .....576
- Starches .....500
- Steroids .....634
- Steroids: Easy scalability using Agilent Prep columns .....312
- Steroids: Separation .....633
- Sub 1 minute separations with RRHD columns .....235
- Sugars .....604
- Sugars in plain and milk chocolate .....604
- Sulfa drugs .....641
- Sulfonamides – Fast analysis with RRHT columns .....640
- Sunscreen ingredients: Perform conventional, fast and ultra-fast separations on the same column family .....607
- Superior loadability on Agilent Prep C18 with basic compounds .....312
- 
- T**
- Temperature as a tool to enhance mass transfer and improve resolution of oligonucleotides in ion-pair reversed-phase HPLC .....391, 579
- Ten cardiac drugs on Rapid Resolution HT SB-C18 .....640
- Theobromine in beverages .....608
- Tocopherols by LC/MS with APPI .....603
- Triamcinolone – USP analysis of triamcinolone .....635
- Triazine pesticides on Bonus-RP and Alkyl C8 phase .....592
- Tricyclic antidepressants .....636
- Tricyclic antidepressants and benzodiazepines .....289
- Tricyclic antidepressants and metabolites: Effect of pore size .....637
- Triton X-114: Decreasing run-time by changing bonded phase .....580
- Two samples of melamine resin analyzed by PolarGel-L .....513
- 
- U**
- UHPLC efficiency at HPLC pressures .....230
- Ultra-high speed and high resolution of intact monoclonal antibodies .....557
- USP analysis of tetracyclines .....639
- USP method: Glyburide and internal standard, progesterone .....638
- USP method for sorbitol .....341
- USP methods for sugar alcohols .....339
- Ulcer treatment drugs at intermediate pH .....637
- Urine, LSD analysis by LC/MS .....638
- Use ZORBAX Extend-C18 for alternate selectivity at high pH .....378, 567
- 
- V**
- VX nerve agent metabolites by LC/MS-IS standard (C13 labeled) .....593
- Virtually eliminate retention time variations .....400
- 
- W**
- Warfarin: USP chromatographic purity method using Eclipse XDB-CN .....640
- Water-soluble B vitamins separated on ZORBAX SB-Aq .....607
- Water-soluble vitamins .....605
- Water-soluble vitamins using the USP 23 method .....606
- Water-soluble vitamins: High speed separation using ion-pairing .....606
- Weak cation-exchange chromatography for P128 therapeutic protein sample on the Agilent 1260 Bio-inert Quaternary LC system using different cation-exchange columns .....404
- Whey proteins in dairy samples – milk .....391, 578
- 
- X**
- Xanthines: Higher resolution, same selectivity with RRHT .....617
- 
- Z**
- ZORBAX Bio-SCX Series II provides more retention of small peptides .....459
- ZORBAX Bonus-RP is stable at low and mid pH .....279
- ZORBAX Bonus-RP provides unique selectivity .....280
- ZORBAX Eclipse Plus: Best peak shape in the industry without tailing .....249
- ZORBAX Nano columns for high sensitivity protein digest analysis by LC/MS .....453



## Compound Index

<b>A</b>			
Acebutolol	613		
Acenaphthene	589-591		
Acenaphthylene	589-591		
Acephate	594		
Acetaldehyde – DNPH	584		
Acetamide	615		
2-Acetamidophenol	235, 615		
Acetaminophen	235, 250, 615, 618, 628		
Acetanilide	235, 618		
Acetate	174-175		
Acetic Acid	581		
Acetone	582		
Acetone – DNPH	584		
Acetophenone	599		
6-Acetylmorphine	628		
Acetylsalicylic acid	235, 250, 618, 628		
Acrolein – DNPH	584		
Adenine	564, 579		
Adenosine	564, 568		
Adonitol	339		
Adrenaline	578		
Alanine	396, 564		
Alanine-3-Glycine-4	308, 390		
Albuterol	325, 583		
Alprenolol	613		
2-Amino-5-azotoluene	183		
4-Aminobenzoic acid	290, 621		
p-Aminobenzoic acid	609		
3-Amino-benzonitrile	585		
7-Aminoclonazepam	289		
2-Amino-4,6-dinitrotoluene	586-587		
4-Amino-2,6-dinitrotoluene	587		
4-Amino-4,6-dinitrotoluene	586		
7-Aminoflunitrazepam	289		
2-Aminonaphthalene	183		
2-Amino-4-nitrotoluene	586-587		
2-Amino-6-nitrotoluene	586-587		
4-Amino-2-nitrotoluene	586		
Amitriptyline	258, 289, 635-637		
cis-10-OH -Amitriptyline	637		
trans-10-OH -Amitriptyline	637		
Ammonium	173		
Amylbenzene	299		
Amylobarbitone	643		
Anadamine	236		
Androstadiene 3,17 dione	613		
Anethole	602		
Angiotensin I	308, 377, 389-390, 462, 570		
Angiotensin II	194, 308, 370, 377, 381, 389-390, 462, 570-572		
Angiotensin III	308, 377, 389-390, 570		
Aniline	183, 583, 598		
p-Cl-Aniline	183		
Anisidine	598		
p-Anisidine	585		
Anthracene	189, 589-591		
α-1-Antichymotrypsin	454, 566		
Antithrombin-III	454, 566		
Apomyoglobin	572		
Aprotinin	403		
Arabinose	341		
Arabitol	339		
2-Arachinoylglycerol	381		
Arginine	396, 564		
Arsenate	175		
Arsenite	175		
Ascorbic acid	612		
Asparagine	396, 596		
Aspartame	232, 290, 299, 599		
Aspartic acid	396, 596		
Aspartic acid-phenylalanine dipeptide	599		
Atenolol	613		
Atrazine	587-588, 591		
Azide	172, 175, 421		
<b>B</b>			
Barberine	625		
Barbital	258		
Barbitone	643		
Beclomethasone	290		
Bendroflumethiazide	189		
Bentazon	587		
Benzaldehyde – DNPH	584		
Benz(e)pyrene	591		
Benzidine	183, 583, 598		
1,2-Benzisothiazol-3(2H)-one	580		
Benzisothiazol-3(2H)-one	235		
Benzo(a)anthracene	589-591		
Benzo(a)pyrene	589-591		
Benzo(b)fluoranthene	589-591		
Benzocaine	619		
Benzo(g,h,i)perylene	589-591		
Benzoic acid	232, 290, 389, 580, 602, 609, 621, 629		
Benzo(k)fluorene	589-591		
Benzophenone	618		
Benzoyllecgonine	627		
Benzthiazuron	588		
n-6-Benzyl adenine	593		
5-Benzyl-3,6-dioxo-2-piperazineacetic acid	599		
Berberine	251, 617		
Biosynthetic human insulin	384		
Biotin (B7)	612		
Biphenyl	189		
Bovine carbonic anhydrase	407, 576		
Bromide	172		
BSA	382, 425-426, 432, 576-577		
Bumetanide	189		
Buspirone	616		
Butacaine	266, 619		
tert-butanol	582		
2-Butanone (MEK) – DNPH	584		
Butylbenzene	299		
Butylparaben	189, 241, 604		
n-Butyraldehyde – DNPH	584		
<b>C</b>			
Caffeine	232, 235, 250, 258, 276, 299, 316, 334, 599, 608, 615		
Calcium	173		
Calmodulin	571		
Canadine	625		
Carbamazepine	618, 632		
Carbaryl	594		
Carbendazim	235, 580, 594		
Carbonate	175		
Carbonic Anhydrase	370-371, 381-382, 408, 571-572		
Carvone	602		
Catalase	432		
Catechol	230-231, 584, 603, 625		
Cefazolin	620		
Cefepime	217		
Cefotaxime	620		
Ceftazidime	620		
Celecoxib	235		
Cephaclor	280		
Cephalexin	280		
Cephoxitin	280		
Cephuroxime	280		
Chlorate	172		
Chloride	172, 174-175		
Chloroaniline	583, 598		
m-Chloroaniline	585		
o-Chloroaniline	585		
p-Chloroaniline	585		
2-Chlorobenzoic	623		
Chlorocaine	619		
4-Chloro-3-methylphenol	592		
5-Chloro-2-methyl-4-isothiazolin-3-one	235		
2-Chlorophenol	592		
o-Chlorophenoxyacetic acid	591, 593		
p-Chlorophenoxyacetic acid	591, 593		
o-Chlorophenoxy propionic acid	593		
Chlorothiazide	189		
Chlorpheniramine	275, 279, 617, 628		
Chlorthalidone	189		
Chrysene	589-591		
Chymotrypsinogen A	410		
Cimetidine	325, 583, 637		
d-Cinchonine	266, 619		
Cinnamaldehyde	599		
Ciprofloxacin	620		
Citrate	174		
Citric Acid	338, 396, 581, 609-610		
Clindamycin	620		
Clomipramine	289		

Clonazepam ..... 289  
 Clotrimazole ..... 621  
 Cobalamin (B12) ..... 612  
 Cocaine ..... 619, 627  
 Codeine ..... 630  
 Corticosterone ..... 290  
 Cortisone ..... 290, 299  
 Cortisone acetate ..... 290  
 m-Cresol ..... 590  
 o-Cresol ..... 230-231, 584, 592  
 p-Cresol ..... 230-231, 584  
 Crotonaldehyde – DNPH ..... 584  
 Cyanide ..... 175  
 Cyanidin ..... 237, 597  
 Cyanocobalamin (B12) ..... 605  
 p-Cymene ..... 599  
 Cyprodinil ..... 594  
 Cysteine ..... 396  
 Cytidine ..... 568  
 Cytochrome C ..... 183, 382, 370-371, 400, 403,  
 410, 558-560, 571, 572, 576  
 Cytodine ..... 564  
 Cytosine ..... 564, 579

**D**

Daidzen ..... 266  
 Dehydroacetic acid ..... 232  
 Delphinidin ..... 237, 597  
 2' Deoxycytidine ..... 568  
 2' Deoxyguanosine ..... 568  
 2' Deoxyinosine ..... 568  
 Desethylatrazine ..... 588  
 Desethyldeisopropylatrazine ..... 588  
 Desipramine ..... 289  
 Dextromethorphan ..... 628  
 Diazepam ..... 272, 289  
 Dibenzo(a,h)anthracene ..... 589-591  
 Dichlorobenzidine ..... 583, 598  
 3,3-Dichlorobenzidine ..... 183  
 2,4-Dichlorophenol ..... 592  
 2,3-Dichlorophenoxyacetic acid ..... 591  
 2,4-Dichlorophenoxyacetic acid ..... 591  
 Diclofenac ..... 235, 615, 618  
 Dienestrol ..... 633  
 Diethylstilbestrol ..... 265  
 Diflusalin ..... 235, 615  
 Dihydroxy benzylamine ..... 623  
 Dihydroxyphenyl acetic acid ..... 623  
 Dihydroxyphenyl alanine ..... 623  
 Diltiazem ..... 616  
 Dimethoxybenzidine ..... 598  
 3,3'-Dimethoxybenzidine ..... 583  
 Dimethylbenzidine ..... 583  
 2,3-Dimethyl phenol ..... 230-231, 530  
 2,4-Dimethyl phenol ..... 592  
 2,5-Dimethyl phenol ..... 230-231, 530  
 3,4-Dimethyl phenol ..... 231, 584  
 1,3-Dimethyluric acid ..... 617  
 Dimethylxanthine ..... 276

1,7-Dimethylxanthine ..... 617  
 3,7-Dimethylxanthine (theobromine) ..... 617  
 1,3-Dinitrobenzene ..... 586-587  
 2,4-Dinitrophenol ..... 592  
 2,4-Dinitrotoluene ..... 586-587  
 2,6-Dinitrotoluene ..... 586-587  
 Dioctyl phthalate ..... 290, 299  
 Diphenhydramine ..... 275, 617, 632  
 Diphenylamine ..... 586  
 Dipropyl phthalate ..... 241  
 Dipropylththalate ..... 250  
 Dipyridamole ..... 616  
 Disopyramide ..... 640  
 Diuron ..... 259, 587-588, 591  
 Dopamine ..... 578, 623  
 Doxepin ..... 258, 289, 635-636  
 Doxycycline ..... 639  
 Doxylamine ..... 275, 279, 617  
 Dulcitol ..... 339

**E**

Epinephrine ..... 623  
 Ecgonine methylester ..... 627  
 Econazole ..... 621  
 Eletriptan ..... 616  
 Epagalocatechin ..... 603  
 Epicatechin ..... 603, 625  
 Epicatechin gallate ..... 603, 625  
 Epigallocatechin ..... 625  
 Epigallocatechin gallate ..... 603, 625  
 Estradiol ..... 633  
 β -Estradiol ..... 613  
 Estriol ..... 266  
 Estrone ..... 613  
 Ethanol ..... 582, 610  
 Ethinylestradiol ..... 633  
 Ethoprophos ..... 594  
 Ethyl cinnamate ..... 599  
 2-Ethylhexyl *trans*-4-methoxycinnamate ..... 607  
*bis*-(2-Ethylhexyl) phthalate ..... 507  
 Ethylhexyl salicylate ..... 259  
 2-Ethylhexyl salicylate ..... 607  
 Ethylparaben ..... 189, 272, 604  
 Eugenol ..... 599  
 Excipient ..... 606

**F**

Famotidine ..... 637  
 Fenfluramine ..... 622  
 Fenoprofen ..... 622  
 Fenuron ..... 259  
 Fibrinogen ..... 309, 392  
 Flunitrazepam ..... 289  
 Fluocinolone acetoneide ..... 290  
 Fluoranthene ..... 189, 589-591  
 Fluorene ..... 189, 589-591  
 Fluoride ..... 172, 175  
 2-Fluorobenzoic ..... 623

3-Fluorobenzoic ..... 623  
 Fluorocytosine ..... 579  
 Folic acid ..... 605-606, 612  
 Formaldehyde – DNPH ..... 584  
 Formate ..... 174  
 Fructose ..... 338, 340, 600, 604, 610  
 Fumaric Acid ..... 581  
 Furosemide ..... 616

**G**

Galactose ..... 340  
 Genistein ..... 266  
 γ-Globulin ..... 421  
 Glucagon ..... 384  
 Glucose ..... 338, 340-341, 600, 604, 610  
 Glutamine ..... 396, 564  
 Glutamate ..... 175  
 Gly3-Gly4 (Nα-acetylated) ..... 308, 390  
 Glyburide ..... 638  
 Glycerol ..... 610  
 Glyceryl Guaicolate ..... 334  
 Gluconate ..... 396, 564  
 Glycine ..... 389, 396, 564  
 Guaifenesin ..... 629  
 Guanine ..... 564, 579  
 Guanosine ..... 564, 568

**H**

Heptabarbitione ..... 643  
 Hexaldehyde – DNPH ..... 584  
 Hexazinon ..... 588  
 Hexogen (RDX) ..... 586-587  
 Hexyl ..... 586  
 Histidine ..... 396, 564  
 Homocyclonite ..... 586  
 Homovanillic acid ..... 623  
 Holotransferrin ..... 572  
 Hydrastine ..... 625  
 Hydrochlorothiazide ..... 189  
 Hydrocortisone ..... 312, 613, 635  
 Hydroflumethiazide ..... 189  
 Hydroquinone ..... 230-231, 584  
 Hydroxyindoleacetic acid ..... 623  
 2-Hydroxy-4-methoxybenzophenone ..... 607  
 4-Hydroxypropivacaine ..... 619  
 Hydroxyproline ..... 396, 564  
 5- Hydroxytryptamine ..... 623

**I**

Ibuprofen ..... 235, 396, 618  
 IgA ..... 421  
 IgG2a, I HOPC-1 ..... 565  
 IgM, MOPC-104E ..... 565  
 Imazalil ..... 594  
 Imidacloprid ..... 594  
 Imipramine ..... 289, 632, 635  
 Indeno(1,2,3-c,d)pyrene ..... 589-591



Prednisolone.....290, 632  
 Prednisolone acetate.....290  
 Procainamide.....616, 640  
 Procaine.....266, 619, 640  
 Progesterone.....613, 638  
 Promethazine.....632  
 Prometon.....587  
 Prométryne.....587, 591  
 Propanil.....587, 591  
 n-Propanol.....582  
 Propanolol.....636  
 Propazine.....587-588, 591  
 Propionaldehyde – DNPH.....584  
 Propoxur.....594  
 Propranolol.....241, 613, 636, 640  
 Propylparaben.....189, 604  
 Protriptyline.....396, 564, 632  
 Pseudoephedrine.....275, 617, 628  
 Pymetrozine.....594  
 Pyrene.....589-591  
 Pyridine.....249, 389  
 Pyridoxine.....605-607  
 Pyridoxyl phosphate (B6).....612  
 Pyrillamine.....334  
 Pyroglutamate.....174  
 Pyruvate.....174

**Q**

Quercetin.....266

**R**

Raffinose.....340, 600, 604  
 Ranitidine.....325, 583  
 Reserpine.....290, 299  
 Resorcinol.....230-231, 584  
 Retinol.....605  
 Retinol acetate.....605  
 Retinol palmitate.....605  
 Rhamnose.....600  
 Riboflavin (B2).....605-606, 612  
 Ribonuclease (RNase).....371, 381, 571-572  
 Ribonuclease A.....370, 400, 403, 425-426,  
 558-560, 571-572, 576  
 Ribose.....600  
 Ropivacaine.....619

**S**

Saccharin.....232  
 Saccharose.....600  
 Salicylic acid.....235, 290, 618, 621  
 Sarcosine.....396, 564  
 Scopolamine.....275, 617  
 Sebutylazine.....588  
 Selenate.....175  
 Serine.....396, 564  
 Simazine.....587-588  
 Sodium.....173

Sorbic acid.....290, 609, 621  
 Sorbitol.....338-341, 604  
 Stachyose.....340, 604  
 Succinate.....174  
 Succinic Acid.....338, 581, 610  
 Sucrose.....338, 340-341, 600, 604  
 Sulfachloropyridazine.....616  
 Sulfadiazine.....249, 616, 640-641  
 Sulfadimethoxine.....616, 641  
 Sulfamerazine.....249, 616, 640-641  
 Sulfamethazine.....616, 640-641  
 Sulfamethizole.....616, 641  
 Sulfamethoxazole.....249, 258, 616, 632  
 Sulfamethoxyipyridazine.....616  
 Sulfanilamide.....249, 640-641  
 Sulfanilic acid.....641  
 Sulfapyridine.....616  
 Sulfate.....172, 174-175  
 Sulfathiazole.....249, 616, 640  
 Sulfisoxazole.....641  
 Sulfmethazine.....249  
 Sulfur.....507  
 Sulindac.....235, 615

**T**

Talbarbitone.....643  
 Tartarate.....175  
 Tartaric acid.....338, 610  
 Tebutiuron.....587  
 Terbutylazine.....588  
 Terphenyl-d14.....591  
 o-Terphenyl.....299  
 Testosterone.....312, 613  
 Tetracaine.....266, 619  
 2,3,4,6-Tetrachlorophenol.....592  
 Tetryl.....586-587  
 Theobromine.....276, 316, 608  
 Theophylline.....276, 316, 334  
 Thiabendazole.....594  
 Thiamine pyrophosphate (TPP).....594  
 Thiamine (B1).....607, 612  
 Thiocyanate.....172  
 Thiosulfate.....172  
 Thiourea.....189, 590  
 Threonine (THR).....396, 564  
 Thymidine.....564  
 Thymine.....564, 579  
 Thymol.....602  
 Thyroglobulin.....421, 425-426, 432  
 α-Tocopherol.....605, 608  
 β-Tocopherol.....608  
 γ-Tocopherol.....605, 608  
 Tocopherol acetate.....605  
 o-Tolidine.....598  
 Tolmetin.....235, 615, 618, 622  
 m-Tolualdehyde – DNPH.....584  
 Toluene.....240, 299, 589-591  
 m-Toluic.....623  
 m-Toluidine.....585

o-Toluidine.....183, 583, 598  
 Trehalulose.....600  
 Triamcinolone.....290, 635  
 Triamcinolone acetonide.....290  
 2,4,6-Trichlorophenol.....592  
 2,4,5-Trichlorophenoxyacetic acid.....591  
 3,4,5-Trichlorophenoxyacetic acid.....593  
 2,4,5-Trichlorophenoxypropionic acid (Silvex).....591  
 3,4,5-Trichlorophenoxypropionic acid.....593  
 Triflupromazine.....632  
 Trimipramine.....258, 289, 632, 635-636  
 1,3,5-Trinitrobenzene.....586-587  
 2,4,6-Trinitrotoluene.....586-587  
 Tripelennamine.....632  
 Triphenylamine.....299  
 Triprolidine.....275, 279, 617  
 Tryptophan (TRP).....396, 459, 564  
 Tyrosine (TYR).....396, 459, 564  
 Tébutiuron.....591

**U**

Uracil.....240-241, 258, 299, 425-426, 564, 579  
 Uridine.....564, 568

**V**

Valeraldehyde – DNPH.....584  
 Valine.....396, 564  
 Valine3-Glycine4 (Nα-acetylated).....308, 390  
 Valine3-Valine4 (Nα-acetylated).....308, 390  
 Valine-tyrosine-valine.....572  
 Vitamin A.....605  
 Vitamin B12.....421  
 Vitamin C.....605-606, 609  
 Vitamin D2.....605  
 Vitamin D3.....605  
 Vitamin E (a-VE).....605

**W**

Warfarin.....640

**X**

Xanthosine-5'-monophosphate (XMP).....568  
 Xylitol.....339  
 Xylose.....600

# Ordering Information

## Easy Ordering Terms and Conditions

### Discounts and Delivery

Agilent Technologies specializes in fast delivery. In the US, if you call before 2 PM EST, we will ship your order that day. You may also request overnight express delivery before 6 PM EST and you will have your order the next day. Volume discounts on a variety of individual products are offered when the entire quantity is shipped to one address at one time.

A shipping and handling fee will be added to your order unless the purchase is over \$2000 US for orders place online or over \$4000 for orders place via phone. Special shipping (i.e., overnight in the US) is available in most regions at an additional cost.

Agilent is required to collect all state and local sales taxes unless the buyer's tax-exempt certificate is on file with Agilent Technologies. Please be prepared to provide a copy if it is not on file, when placing your order.

Please check with your Agilent Customer Service Representative, local Authorized Distributor, or the Agilent website for current prices, special offers, promotions and discounts when placing your order.

### Satisfaction Guaranteed

If you are not satisfied with your Agilent product within the first 60 days, you may return your purchase in its original condition for a full refund or credit. A return policy statement is included in every Agilent shipment and posted under Product Information on the website. In the US and Canada, please call for a Return Authorization form and return instructions at **1-800-227-9770**. If your Agilent product was purchased from a distributor, please contact the distributor.

### Shipping Damages

If items are damages in transit, please follow the instructions below:

- If a shipment is visibly damaged upon arrival, do not accept it until the person making the delivery has endorsed the bill of lading with statement for the extent of the damage.
- If any damage is found after unpacking, retain all cartons and inner packaging and immediately request an inspection from the carrier.
- Notify the Agilent Customer Contact Center at **1-800-227-9770** about the damaged shipment so that we can make the appropriate sales adjustment and/or provide you with return instructions (Sales order number, product number and quantity damaged will be needed).

## Easy Ways To Order

- Phone: **1-800-227-9770** (option 1, 1) in the US and Canada – Mon-Fri, 8AM to 8PM EST
- Fax: **1-302-633-8901** in the US
- Email: **cag\_sales-na@agilent.com** in the US and Canada
- Online: **www.agilent.com/chem** in the US and Canada

## Payment Options

- In the US, Visa, MasterCard, Discover and American Express are accepted with a minimum order of \$20 (not applicable in all countries).
- Email [ePay@agilent.com](mailto:ePay@agilent.com) to make an electronic payment using the ACH/EFT (Automated Clearing House/Electronic Funds Transfer) method.
- Establish a charge account through your Agilent Customer Service Representative or Your Local Agilent sales office. An account number will be assigned to you for charging your purchases. Payment terms are net 30 days from the invoice date. All orders are subject to credit approval.

We will be happy to supply a price quote via, phone, email or fax if you need it in writing.

## Warranties

All Agilent Technologies products in this catalog are designed and manufactured to stringent standards under the Agilent quality system registered to ISO 9001. At Agilent, we back every product with a 90-day warranty and a money-back guarantee. If Agilent receives notice of defects during the warranty period. Agilent shall, at its option, either repair or replace products which prove to be defective. If Agilent is unable, within a reasonable time, to repair or replace any product to a condition as warranted, the buyer shall be entitled to a refund of the purchase price upon return of the product to Agilent. The warranty period for each product begins on the day of shipment.

This warranty shall not apply to any defect, failure, or damage caused by improper use or improper or inadequate maintenance or care. This warranty is exclusive and no other warranty, whether written or oral, is expressed or implied. Agilent specifically disclaims the implied warranties of merchantability and fitness for particular purposes. The remedies provided herein are the buyer's sole and exclusive remedies. In no event shall Agilent be liable for direct, indirect, special, incidental, or consequential damages (including loss of profits) whether based on contract, tort, or any other legal theory.











# NEW FORMAT. SAME ESSENTIAL RESOURCE.

The **Essential Chromatography and Spectroscopy Catalog** is now available in a boxed set to help you easily find the products and information you need. Each catalog is your essential resource for:

- Product photos and ordering information
- Troubleshooting tips
- Selection guides and applications
- Maintenance schedules
- Compatibility charts

Your boxed set includes comprehensive information for Agilent's entire portfolio of Chromatography and Spectroscopy columns and supplies in the following catalogs:



**General Chromatography Supplies** – Minimize contamination and ensure accurate, reproducible results with our selection of vials, syringes, gas purification systems, fittings and tools, and electrochemistry meters.

**Sample Preparation Products for Chromatography** – Reliably extract and concentrate samples from complex matrices with Bond Elut SPE cartridges, pre-packaged QuEChERS kits, sample filtration products, dried matrix spotting cards and pre-measured TOXI-TUBES.

**GC and GC/MS** – Achieve excellent, reproducible performance for difficult samples with ultra inert solutions for GC, premium inlet supplies, Agilent J&W GC columns and standards, and more.

**LC and LC/MS, including CE and CE/MS** – Maximize system performance and produce quality results time after time with LC capillaries, lamps, and the entire family of ZORBAX LC columns for small molecules, biomolecules and GPC/SEC.

**Spectroscopy** – Satisfy your growing demand to screen large numbers of samples, faster, with supplies and standards for Atomic Absorption, ICP-OES, ICP-MS, MP-AES and Molecular Spectroscopy.

For more information and to request additional catalogs, please visit [www.agilent.com/chem/catalog](http://www.agilent.com/chem/catalog)



## Special Offers from Agilent

You don't have to look far to find valuable offers that feature high-performance columns and supplies, accessories, and more.

Just go to [www.agilent.com/chem/specialoffers](http://www.agilent.com/chem/specialoffers) to find out about our latest offers. And be sure to check back often, because we'll update this page throughout the year!

For more details about these offers, contact your local Agilent office or Authorized Agilent Distributor.

## For more information

Buy online:

[www.agilent.com/chem/store](http://www.agilent.com/chem/store)

Contact us:

[www.agilent.com/chem/contactus](http://www.agilent.com/chem/contactus)

This information is subject to change without notice.

© Agilent Technologies, Inc. 2012  
Printed in Canada October 31, 2012  
5991-1059EN



Scan the QR code  
with your smartphone  
for more information



The Measure of Confidence



Agilent Technologies

**BGB** GC|LC  
MS|CE

[www.bgb-shop.com](http://www.bgb-shop.com)

Switzerland: BGB Analytik AG • Rohrmattstrasse 4 • 4461 Böckten • Phone +41 61 991 00 46 • Fax +41 61 991 00 25 • [sales@bgb-analytik.com](mailto:sales@bgb-analytik.com)

BGB Analytik SA • Route de Pré-Bois 20 • 1215 Genève 15 • Phone +41 22 788 49 43 • Fax +41 22 788 49 45 • [sales.fr@bgb-analytik.com](mailto:sales.fr@bgb-analytik.com)